



National Bureau of Statistics

STATISTICAL

BULLETIN

Catalogue Number: Hotel Statistics 2016 /Q3

Released: 31st January 2017

HOTEL STATISTICS

2016-Q3

During quarter three of 2016, licensed accommodation establishments sold **593,423** bed nights and **423,458** room nights. This represented an occupancy rate of **(63%)** for beds and **(55%)** for rooms. The highest bed occupancy rate for hotels was on Mahe (85%). For guest houses, the highest occupancy was on Praslin (**71%**). Praslin also recorded the highest bed occupancy for self-catering establishments, **(63%)**.

CONTENTS

1. Introduction
2. Results and Highlights
3. Concepts, Sources and Methods
4. Next Release
5. Contact Us

TABLES

- 1(a) Beds Available by Type of Accommodation and Island (Numbers)
- 1(b) Beds Occupied by Type of Accommodation and Island (Numbers)
- 1(c) Beds Occupied by Type of Accommodation and Island (Percentages)
- 1(d) Distribution of Bed Occupancy by Type of Accommodation and Island (Percentages)
- 2(a)-2(d) Beds Available, Beds Occupied, Bed Occupancy and Distribution by Island
- 3(a)-3(d) Beds Available, Beds Occupied, Bed Occupancy and Distribution by Type of Accommodation
- 4(a) Rooms Available by Type of Accommodation and Island (Numbers)
- 4(b) Rooms Occupied by Type of Accommodation and Island (Numbers)
- 4(c) Rooms Occupied by Type of Accommodation and Island (Percentages)
- 4(d) Distribution of Room Occupancy by Type of Accommodation and Island (Percentages)
- 5(a)-5(d) Rooms Available, Rooms Occupied, Room Occupancy and Distribution by Island
- 6(a)-6(d) Rooms Available, Rooms Occupied, Room Occupancy and Distribution by Type of Accommodation

National Bureau of Statistics

CARAVELLE HOUSE - MANGLIER STREET, P.O. BOX 206 - VICTORIA - MAHE - SEYCHELLES, Tel: +248 4611650 - Fax: +248 4225634/4225339
E-mail: ceo@nbs.gov.sc, stats@nbs.gov.sc - Website: www.nbs.gov.sc

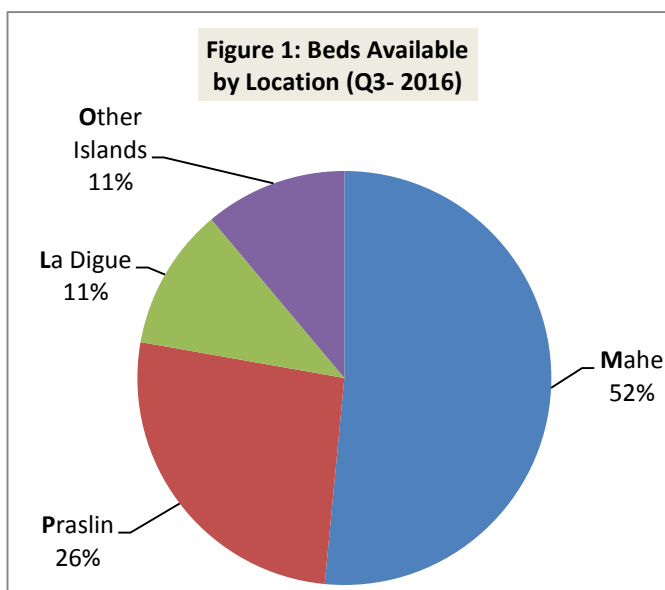
"Your stepping-stone for informed decisions"

1. INTRODUCTION

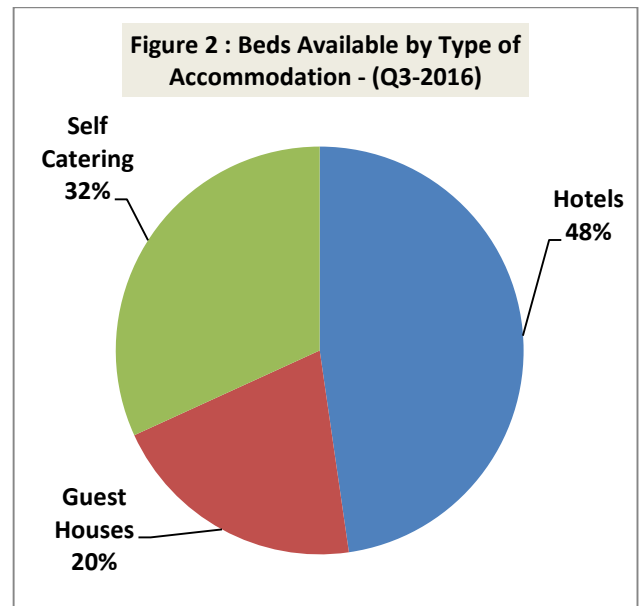
This issue of the bulletin presents monthly bed and room occupancy statistics for the period January to September 2016. The classification used for this presentation is based on the recommendations of Tourism Statistics adopted by the World Tourism Organisation (UNWTO) Establishments are classified by category of accommodation and island.

2. RESULTS AND HIGHLIGHTS

There were **949,432** beds available in Q3-2016. Of these, **52%** were on Mahe, **26%** on Praslin, **11%** on both La Digue and other islands. (*Table 2a & Figure 1*).



A distribution of the number of available beds by type of accommodation shows that, **48%** were in hotels, **32%** in self-catering establishments and **20%** in guest houses. (*Table 3a & Figure 2*).



In quarter three of 2016, licensed accommodation establishments sold **593,423** bed nights and **423,458** room nights. This represents an occupancy rate of **63%** for beds and **55%** for rooms.

The highest bed occupancy rate for hotels was on Mahe (**85%**). The highest bed occupancy for guesthouses was on Praslin (**71%**) and the lowest was on other islands, (**36%**). For self-catering establishments, the highest bed occupancy was also on Praslin (**63%**) and the lowest was on Other islands (**22%**). (*Table 1c*).

An analysis of the distribution of bed occupancy by island shows that of the total number of beds occupied in Q3 of 2016, **53%** were on Mahe, **28%** on Praslin, **11%** on La Digue and **9%** on Other islands. (*Table 2d*).

An analysis of the distribution of bed occupancy by type of accommodation shows that, of the total beds occupied in quarter three of 2016, **59%** were in hotels, **25%** in self-catering establishments and **17%** in guesthouses. (*Table 3d*).

ROOMS AVAILABLE AND OCCUPANCY Q3, 2016

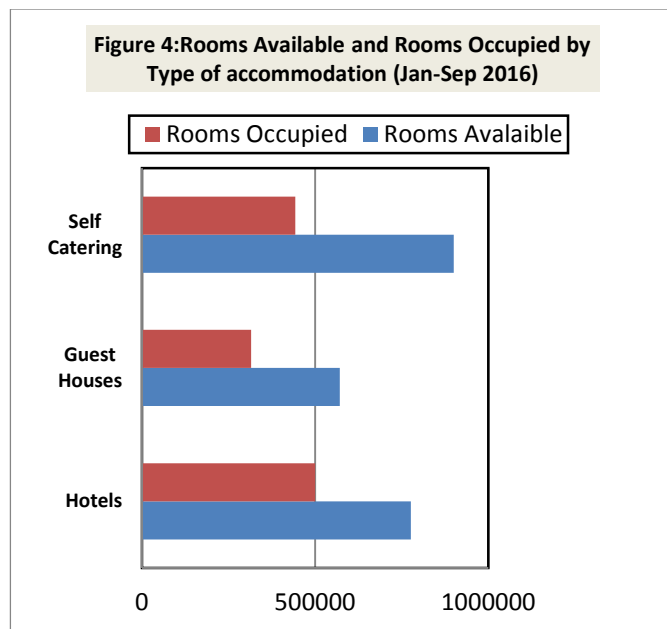
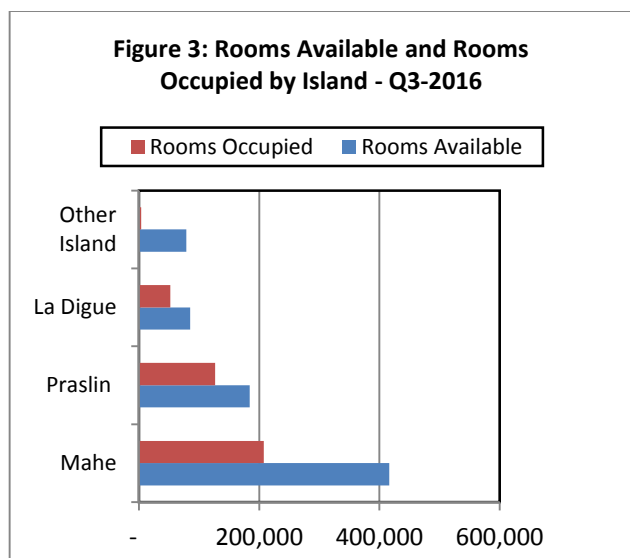
Tables 4a to 6d provide the number of rooms available, and occupancy rates by island and type of accommodation.

During quarter three of 2016, average room occupancy stood at **55%**.

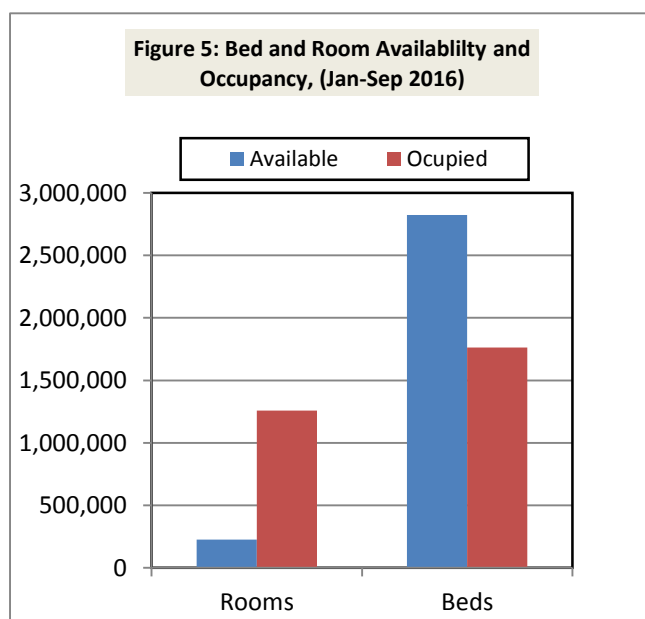
Of the total number of rooms sold by type of accommodation in quarter three of 2016, hotels recorded **(65%)** occupancy, guesthouses **(53%)** and self-catering establishments, **(48%)** occupancy. (*Table 6c*).

Hotels on La Digue had the highest room occupancy in quarter three of 2016, **(83%)**. In the category of guesthouses, Praslin had **(71%)** occupancy and again for self-catering establishments, Praslin recorded the highest room occupancy, **(63%)**, (*Table 4c*).

An analysis of room occupancy by island shows that in quarter three of 2016, Praslin had the highest room occupancy **(69%)**, followed by La Digue **(61%)**, (*Table 5c*).



The percentage occupancy rates to date have been **62%** for beds and **56%** for rooms.



3. CONCEPTS SOURCES AND METHODS

The computation of bed and room occupancy statistics is based on information collected from a monthly sample accommodation services survey (MASS) of licensed accommodation establishments. The updated list of the tourism establishments is obtained periodically from the Seychelles Tourism Board (STB) and the accommodation establishments are grouped by island and categorised by type (hotels, guest houses and self caterings). The classification by type is based on a customised version of the UN ISIC Rev 4.

4. NEXT RELEASE

The next issue of the bulletin will be released on 30th March 2017.

5. CONTACT US

For more information regarding this publication please contact Laurenia Pouponneau on Tel: + (248) 4 611 671 / Fax: + (248) 4 225 634 or email: stats@nbs.gov.sc

Table 1a: BEDS AVAILABLE BY TYPE OF ACCOMMODATION AND ISLAND - 2016 (Numbers)

		Jan-16	Feb-16	Mar-16	Apr-16	May-16	Jun-16	Jul-16	Aug-16	Sep-16	Q1	Q2	Q3	Jan-Sep
Hotels	Mahe	79,481	74,394	79,481	78,108	80,727	78,123	80,479	80,667	78,216	233,356	236,958	239,362	709,676
	Praslin	42,222	39,556	42,408	41,130	42,377	40,740	42,160	40,184	40,980	124,186	124,247	123,324	371,757
	La Digue	10,782	10,080	10,757	10,440	10,779	10,428	10,769	10,776	10,600	31,619	31,647	32,145	95,411
	Other Islands	19,592	18,328	19,592	18,960	19,592	18,960	19,592	19,592	18,960	57,512	57,512	58,144	173,168
Guest Houses	Mahe	28,830	26,970	28,923	28,200	28,830	27,060	28,644	29,977	28,800	84,723	84,090	87,421	256,234
	Praslin	15,252	14,268	15,252	14,520	15,252	14,520	15,252	15,252	14,760	44,772	44,292	45,264	134,328
	La Digue	10,168	9,512	10,230	9,960	10,137	9,870	10,788	10,788	10,440	29,910	29,967	32,016	91,893
	Other Islands	10,354	9,686	10,354	9,660	9,982	9,660	9,982	9,982	9,660	30,394	29,302	29,624	89,320
Self Catering	Mahe	53,971	50,489	53,971	52,680	54,436	52,740	54,870	54,870	53,100	158,431	159,856	162,840	481,127
	Praslin	26,660	24,940	26,660	25,800	26,660	25,800	27,094	27,094	26,220	78,260	78,260	80,408	236,928
	La Digue	14,694	13,746	14,694	14,040	14,508	14,040	12,896	12,896	12,480	43,134	42,588	38,272	123,994
	Other Islands	6,510	6,090	6,510	6,300	6,510	6,300	6,888	6,884	6,840	19,110	19,110	20,612	58,832
TOTAL		318,516	298,059	318,832	309,798	319,790	308,241	319,415	318,962	311,056	935,407	937,829	949,432	2,822,668

Source: National Bureau of Statistics from hotel returns

Table 1b: BEDS OCCUPIED BY TYPE OF ACCOMMODATION AND ISLAND - 2016 (Numbers)

		Jan-16	Feb-16	Mar-16	Apr-16	May-16	Jun-16	Jul-16	Aug-16	Sep-16	Q1	Q2	Q3	Jan-Sep
Hotels	Mahe	58,580	68,307	72,557	72,316	69,671	60,151	67,120	71,176	65,715	199,444	202,138	204,011	605,593
	Praslin	23,349	27,713	27,483	29,493	27,442	25,724	29,484	29,055	22,893	78,545	82,659	81,432	242,636
	La Digue	6,527	6,041	8,441	8,099	7,481	6,083	7,690	9,248	7,593	21,009	21,663	24,531	67,203
	Other Islands	12,305	11,811	12,241	12,408	11,859	12,273	12,275	13,317	12,245	36,357	36,540	37,837	110,734
Guest Houses	Mahe	12,038	12,167	12,446	12,388	12,431	9,718	10,605	12,854	12,383	36,651	34,536	35,842	107,030
	Praslin	11,247	10,862	11,755	12,362	9,752	9,375	9,986	10,376	11,909	33,864	31,489	32,271	97,623
	La Digue	6,735	6,368	5,132	7,137	5,988	5,366	7,173	7,294	5,739	18,235	18,491	20,207	56,932
	Other Islands	3,483	3,267	3,751	3,196	3,059	3,132	3,651	3,591	3,521	10,501	9,387	10,763	30,651
Self Catering	Mahe	24,062	24,136	24,757	25,859	23,824	24,899	23,649	24,576	23,664	72,956	74,582	71,890	219,428
	Praslin	17,114	16,972	17,047	17,109	17,146	16,953	16,981	16,875	16,852	51,133	51,208	50,708	153,049
	La Digue	5,640	6,190	6,558	6,612	6,391	5,802	6,531	6,546	6,281	18,388	18,805	19,357	56,551
	Other Islands	1,632	1,553	1,562	1,634	1,547	1,570	1,564	1,299	1,711	4,747	4,751	4,574	14,071
TOTAL		182,713	195,387	203,730	208,613	196,590	181,045	196,710	206,207	190,506	581,829	586,249	593,423	1,761,501

Source: National Bureau of Statistics from hotel returns

Table 1c: BEDS OCCUPIED BY TYPE OF ACCOMMODATION AND ISLAND - 2016 (Percentages)

		Jan-16	Feb-16	Mar-16	Apr-16	May-16	Jun-16	Jul-16	Aug-16	Sep-16	Q1	Q2	Q3	Jan-Sep
Hotels	Mahe	74	92	91	93	86	77	83	88	84	85	85	85	85
	Praslin	55	70	65	72	65	63	70	72	56	63	67	66	65
	La Digue	61	60	78	78	69	58	71	86	72	66	68	76	70
	Other Islands	63	64	62	65	61	65	63	68	65	63	64	65	64
Guest Houses	Mahe	42	45	43	44	43	36	37	43	43	43	41	41	42
	Praslin	74	76	77	85	64	65	65	68	81	76	71	71	73
	La Digue	66	67	50	72	59	54	66	68	55	61	62	63	62
	Other Islands	34	34	36	33	31	32	37	36	36	35	32	36	34
Self Catering	Mahe	45	48	46	49	44	47	43	45	45	46	47	44	46
	Praslin	64	68	64	66	64	66	63	62	64	65	65	63	65
	La Digue	38	45	45	47	44	41	51	51	50	43	44	51	46
	Other Islands	25	25	24	26	24	25	23	19	25	25	25	22	24
TOTAL		57	66	64	67	61	59	62	65	61	62	63	63	62

Source: National Bureau of Statistics from hotel returns

Table 1d: DISTRIBUTION OF BED OCCUPANCY BY TYPE OF ACCOMMODATION AND ISLAND - 2016 (Percentages)

		Jan-16	Feb-16	Mar-16	Apr-16	May-16	Jun-16	Jul-16	Aug-16	Sep-16	Q1	Q2	Q3	Jan-Sep
Hotels	Mahe	32	35	36	35	35	33	34	35	34	34	34	34	34
	Praslin	13	14	13	14	14	14	15	14	12	13	14	14	14
	La Digue	4	3	4	4	4	3	4	4	4	4	4	4	4
	Other Islands	7	6	6	6	6	7	6	6	6	6	6	6	6
Guest Houses	Mahe	7	6	6	6	6	5	5	6	7	6	6	6	6
	Praslin	6	6	6	6	5	5	5	5	6	6	5	5	6
	La Digue	4	3	3	3	3	3	4	4	3	3	3	3	3
	Other Islands	2	2	2	2	2	2	2	2	2	2	2	2	2
Self Catering	Mahe	13	12	12	12	12	14	12	12	12	13	13	12	12
	Praslin	9	9	8	8	9	9	9	8	9	9	9	9	9
	La Digue	3	3	3	3	3	3	3	3	3	3	3	3	3
	Other Islands	1	1	1	1	1	1	1	1	1	1	1	1	1
TOTAL		100	100	100	100	100	100	100	100	100	100	100	100	100

Source: National Bureau of Statistics from hotel returns

Table 2a: BEDS AVAILABLE BY ISLAND - 2016 (Numbers)

	Jan-16	Feb-16	Mar-16	Apr-16	May-16	Jun-16	Jul-16	Aug-16	Sep-16	Q1	Q2	Q3	Jan-Sep
Mahe	162,282	151,853	162,375	158,988	163,993	157,923	163,993	165,514	160,116	476,510	480,904	489,623	1,447,037
Praslin	84,134	78,764	84,320	81,450	84,289	81,060	84,506	82,530	81,960	247,218	246,799	248,996	743,013
La Digue	35,644	33,338	35,681	34,440	35,424	34,338	34,453	34,460	33,520	104,663	104,202	102,433	311,298
Other Islands	36,456	34,104	36,456	34,920	36,084	34,920	36,462	36,458	35,460	107,016	105,924	108,380	321,320
TOTAL	318,516	298,059	318,832	309,798	319,790	308,241	319,415	318,962	311,056	935,407	937,829	949,432	2,822,668

Source: National Bureau of Statistics from hotel returns

Table 2b: BEDS OCCUPIED BY ISLAND - 2016 (Numbers)

	Jan-16	Feb-16	Mar-16	Apr-16	May-16	Jun-16	Jul-16	Aug-16	Sep-16	Q1	Q2	Q3	Jan-Sep
Mahe	94,680	104,610	109,760	110,563	105,925	94,768	101,374	108,606	101,763	309,051	311,256	311,743	932,050
Praslin	51,710	55,547	56,285	58,964	54,340	52,051	56,451	56,306	51,654	163,542	165,356	164,411	493,309
La Digue	18,902	18,599	20,131	21,848	19,860	17,251	21,394	23,088	19,613	57,632	58,959	64,095	180,686
Other Islands	17,420	16,631	17,554	17,238	16,465	16,975	17,490	18,207	17,477	51,605	50,678	53,174	155,456
TOTAL	182,713	195,387	203,730	208,613	196,590	181,045	196,710	206,207	190,506	581,829	586,249	593,423	1,761,501

Source: National Bureau of Statistics from hotel returns

Table 2c: BED OCCUPANCY BY ISLAND - 2016 (Percentages)

	Jan-16	Feb-16	Mar-16	Apr-16	May-16	Jun-16	Jul-16	Aug-16	Sep-16	Q1	Q2	Q3	Jan-Sep
Mahe	58	69	68	70	65	60	62	66	64	65	65	64	64
Praslin	61	71	67	72	64	64	67	68	63	66	67	66	66
La Digue	53	56	56	63	56	50	62	67	59	55	57	63	58
Other Islands	48	49	48	49	46	49	48	50	49	48	48	49	48
TOTAL	57	66	64	67	61	59	62	65	61	62	63	63	62

Source: National Bureau of Statistics from hotel returns

Table 2d: DISTRIBUTION OF BED OCCUPANCY BY ISLAND - 2016 (Percentages)

	Jan-16	Feb-16	Mar-16	Apr-16	May-16	Jun-16	Jul-16	Aug-16	Sep-16	Q1	Q2	Q3	Jan-Sep
Mahe	52	54	54	53	54	52	52	53	53	53	53	53	53
Praslin	28	28	28	28	28	29	29	27	27	28	28	28	28
La Digue	10	10	10	10	10	10	11	11	10	10	10	11	10
Other Islands	10	9	9	8	8	9	9	9	9	9	9	9	9
TOTAL	100	100	100	100	100	100	100	100	100	100	100	100	100

Source: National Bureau of Statistics from hotel returns

Table 3a: BEDS AVAILABLE BY TYPE OF ACCOMMODATION - 2016 (Numbers)

	Jan-16	Feb-16	Mar-16	Apr-16	May-16	Jun-16	Jul-16	Aug-16	Sep-16	Q1	Q2	Q3	Jan-Sep
Hotels	152,077	142,358	152,238	148,638	153,475	148,251	153,001	151,219	148,756	446,673	450,364	452,975	1,350,012
Guest Houses	64,604	60,436	64,759	62,340	64,201	61,110	64,666	65,999	63,660	189,799	187,651	194,325	571,775
Self Catering	101,835	95,265	101,835	98,820	102,114	98,880	101,748	101,744	98,640	298,935	299,814	302,132	900,881
TOTAL	318,516	298,059	318,832	309,798	319,790	308,241	319,415	318,962	311,056	935,407	937,829	949,432	2,822,668

Source: National Bureau of Statistics from hotel returns

Table 3b: BEDS OCCUPIED BY TYPE OF ACCOMMODATION - 2016 (Numbers)

	Jan-16	Feb-16	Mar-16	Apr-16	May-16	Jun-16	Jul-16	Aug-16	Sep-16	Q1	Q2	Q3	Jan-Sep
Hotels	100,761	113,872	120,722	122,316	116,453	104,231	116,569	122,796	108,446	335,355	343,000	347,811	1,026,166
Guest House	33,503	32,664	33,084	35,083	31,230	27,590	31,415	34,115	33,552	99,251	93,903	99,082	292,236
Self Catering	48,449	48,850	49,924	51,214	48,907	49,224	48,725	49,296	48,508	147,223	149,346	146,530	443,099
TOTAL	182,713	195,387	203,730	208,613	196,590	181,045	196,710	206,207	190,506	581,829	586,249	593,423	1,761,501

Source: National Bureau of Statistics from hotel returns

Table 3c: BED OCCUPANCY BY TYPE OF ACCOMMODATION - 2016 (Percentages)

	Jan-16	Feb-16	Mar-16	Apr-16	May-16	Jun-16	Jul-16	Aug-16	Sep-16	Q1	Q2	Q3	Jan-Sep
Hotels	66	80	79	82	76	70	76	81	73	75	76	77	76
Guest House	52	54	51	56	49	45	49	52	53	52	50	51	51
Self Catering	48	51	49	52	48	50	48	48	49	49	50	48	49
TOTAL	57	66	64	67	61	59	62	65	61	62	63	63	62

Source: National Bureau of Statistics from hotel returns

Table 3d: DISTRIBUTION OF BED OCCUPANCY BY TYPE OF ACCOMMODATION - 2016 (Percentages)

	Jan-16	Feb-16	Mar-16	Apr-16	May-16	Jun-16	Jul-16	Aug-16	Sep-16	Q1	Q2	Q3	Jan-Sep
Hotels	55	58	59	59	59	58	59	60	57	58	59	59	58
Guest Houses	18	17	16	17	16	15	16	17	18	17	16	17	17
Self Catering	27	25	25	25	25	27	25	24	25	25	25	25	25
TOTAL	100	100	100	100	100	100	100	100	100	100	100	100	100

Source: National Bureau of Statistics from hotel returns

Table 4a: ROOMS AVAILABLE BY TYPE OF ACCOMMODATION AND ISLAND - 2016 (Numbers)

		Jan-16	Feb-16	Mar-16	Apr-16	May-16	Jun-16	Jul-16	Aug-16	Sep-16	Q1	Q2	Q3	Jan-Sep
Hotels	Mahe	49,465	46,574	49,752	48,257	57,300	48,251	55,794	55,853	54,240	145,791	153,808	165,887	465,486
	Praslin	20,801	19,488	20,832	20,160	20,832	20,070	20,770	20,832	17,040	61,121	61,062	58,642	180,825
	La Digue	5,019	4,692	5,007	4,854	5,016	4,854	5,013	5,016	4,991	14,718	14,724	15,019	44,461
	Other Islands	9,796	9,164	9,796	9,480	9,796	9,480	9,585	9,585	9,480	28,756	28,756	28,651	86,163
Guest Houses	Mahe	28,830	26,970	28,923	28,200	28,830	27,060	28,644	29,977	28,800	84,723	84,090	87,421	256,234
	Praslin	15,252	14,268	15,252	14,520	15,252	14,520	15,252	15,252	14,760	44,772	44,292	45,264	134,328
	La Digue	10,168	9,512	10,230	9,960	10,137	9,870	10,788	10,788	10,440	29,910	29,967	32,016	91,893
	Other Islands	10,354	9,686	10,354	9,660	9,982	9,660	9,982	9,982	9,660	30,394	29,302	29,624	89,320
Self Catering	Mahe	53,971	50,489	53,971	52,680	54,436	52,740	54,870	54,870	53,100	158,431	159,856	162,840	481,127
	Praslin	26,660	24,940	26,660	25,800	26,660	25,800	27,094	27,094	26,220	78,260	78,260	80,408	236,928
	La Digue	14,694	13,746	14,694	14,040	14,508	14,040	12,896	12,896	12,480	43,134	42,588	38,272	123,994
	Other Islands	6,510	6,090	6,510	6,300	6,510	6,300	6,888	6,884	6,840	19,110	19,110	20,612	58,832
TOTAL		251,520	235,619	251,980	243,911	259,259	242,645	257,576	259,029	248,051	739,119	745,815	764,656	2,249,590

Source: National Bureau of Statistics from hotel returns

Table 4b: ROOMS OCCUPIED BY TYPE OF ACCOMMODATION AND ISLAND - 2016 (Numbers)

		Jan-16	Feb-16	Mar-16	Apr-16	May-16	Jun-16	Jul-16	Aug-16	Sep-16	Q1	Q2	Q3	Jan-Sep
Hotels	Mahe	28,589	33,061	34,500	35,157	32,114	28,803	34,154	34,479	31,346	96,150	96,074	99,979	292,203
	Praslin	12,025	13,167	13,740	14,496	13,824	13,334	16,660	14,319	12,717	38,932	41,654	43,696	124,282
	La Digue	2,943	3,174	4,144	3,976	3,687	2,956	3,665	4,421	4,421	10,261	10,619	12,507	33,387
	Other Islands	5,685	5,585	5,516	5,693	5,703	5,726	5,622	5,685	5,687	16,786	17,122	16,994	50,902
Guest Houses	Mahe	12,038	12,167	12,446	12,388	12,431	9,718	10,605	12,854	12,383	36,651	34,536	35,842	107,030
	Praslin	11,247	10,862	11,755	12,362	9,752	9,375	9,986	10,376	11,909	33,864	31,489	32,271	97,623
	La Digue	6,735	6,368	5,132	7,137	5,988	5,366	7,173	7,294	5,739	18,235	18,491	20,207	56,932
	Other Islands	6,483	6,267	6,751	6,196	6,259	6,232	2,251	6,591	6,591	19,501	18,687	15,433	53,621
Self Catering	Mahe	24,062	24,136	24,757	25,859	23,824	24,899	23,649	24,576	23,664	72,956	74,582	71,890	219,428
	Praslin	17,114	16,972	17,047	17,109	17,146	16,953	16,981	16,875	16,852	51,133	51,208	50,708	153,049
	La Digue	5,640	6,190	6,558	6,612	6,391	5,802	6,531	6,546	6,281	18,388	18,805	19,357	56,551
	Other Islands	1,632	1,553	1,562	1,634	1,547	1,570	1,564	1,299	1,711	4,747	4,751	4,574	14,071
TOTAL		134,194	139,502	143,908	148,619	138,665	130,733	138,842	145,315	139,301	417,603	418,018	423,458	1,259,079

Source: National Bureau of Statistics from hotel returns

Table 4c: ROOMS OCCUPIED BY TYPE OF ACCOMMODATION AND ISLAND - 2016 (Percentages)

		Jan-16	Feb-16	Mar-16	Apr-16	May-16	Jun-16	Jul-16	Aug-16	Sep-16	Q1	Q2	Q3	Jan-Sep
Hotels	Mahe	58	71	69	73	56	60	61	62	58	66	62	60	63
	Praslin	58	68	66	72	66	66	80	69	75	64	68	75	69
	La Digue	59	68	83	82	74	61	73	88	89	70	72	83	75
	Other Islands	58	61	56	60	58	60	59	59	60	58	60	59	59
Guest Houses	Mahe	42	45	43	44	43	36	37	43	43	43	41	41	42
	Praslin	74	76	77	85	64	65	65	68	81	76	71	71	73
	La Digue	66	67	50	72	59	54	66	68	55	61	62	63	62
	Other Islands	63	65	65	64	63	65	23	66	68	64	64	52	60
Self Catering	Mahe	45	48	46	49	44	47	43	45	45	46	47	44	46
	Praslin	64	68	64	66	64	66	63	62	64	65	65	63	65
	La Digue	38	45	45	47	44	41	51	51	50	43	44	51	46
	Other Islands	25	25	24	26	24	25	23	19	25	25	25	22	24
TOTAL	53	59	57	61	53	54	54	56	56	56	57	56	55	56

Source: National Bureau of Statistics from hotel returns

Table 4d: DISTRIBUTION OF ROOM OCCUPANCY BY TYPE OF ACCOMMODATION AND ISLAND - 2016 (Percentages)

		Jan-16	Feb-16	Mar-16	Apr-16	May-16	Jun-16	Jul-16	Aug-16	Sep-16	Q1	Q2	Q3	Jan-Sep
Hotels	Mahe	21	24	24	24	23	22	25	24	23	23	23	24	23
	Praslin	9	9	10	10	10	10	12	10	9	9	10	10	10
	La Digue	2	2	3	3	3	2	3	3	3	2	3	3	3
	Other Islands	4	4	4	4	4	4	4	4	4	4	4	4	4
Guest Houses	Mahe	9	9	9	8	9	7	8	9	9	9	8	8	9
	Praslin	8	8	8	8	7	7	7	7	9	8	8	8	8
	La Digue	5	5	4	5	4	4	5	5	4	4	4	5	5
	Other Islands	5	4	5	4	5	5	2	5	5	5	4	4	4
Self Catering	Mahe	18	17	17	17	17	19	17	17	17	17	18	17	17
	Praslin	13	12	12	12	12	13	12	12	12	12	12	12	12
	La Digue	4	4	5	4	5	4	5	5	5	4	4	5	4
	Other Islands	1	1	1	1	1	1	1	1	1	1	1	1	1
TOTAL	100	100	100	100	100	100	100	100	100	100	100	100	100	100

Source: National Bureau of Statistics from hotel returns

Table 5a: ROOMS AVAILABLE BY ISLAND - 2016 (Numbers)

	Jan-16	Feb-16	Mar-16	Apr-16	May-16	Jun-16	Jul-16	Aug-16	Sep-16	Q1	Q2	Q3	Jan-Sep
Mahe	132,266	124,033	132,646	129,137	140,566	128,051	139,308	140,700	136,140	388,945	397,754	416,148	1,202,847
Praslin	62,713	58,696	62,744	60,480	62,744	60,390	63,116	63,178	58,020	184,153	183,614	184,314	552,081
La Digue	29,881	27,950	29,931	28,854	29,661	28,764	28,697	28,700	27,911	87,762	87,279	85,307	260,348
Other Islands	26,660	24,940	26,660	25,440	26,288	25,440	26,455	26,451	25,980	78,260	77,168	78,887	234,315
TOTAL	251,520	235,619	251,980	243,911	259,259	242,645	257,576	259,029	248,051	739,119	745,815	764,656	2,249,590

Source: National Bureau of Statistics from hotel returns

Table 5b: ROOMS OCCUPIED BY ISLAND - 2016 (Numbers)

	Jan-16	Feb-16	Mar-16	Apr-16	May-16	Jun-16	Jul-16	Aug-16	Sep-16	Q1	Q2	Q3	Jan-Sep
Mahe	64,689	69,364	71,703	73,404	68,368	63,420	68,408	71,909	67,394	205,757	205,192	207,711	618,660
Praslin	40,386	41,001	42,542	43,967	40,722	39,661	43,627	41,570	41,478	123,929	124,351	126,675	374,955
La Digue	15,318	15,732	15,834	17,725	16,066	14,124	17,369	18,261	16,441	46,884	47,915	52,071	146,870
Other Islands	13,800	13,405	13,829	13,523	13,509	13,528	9,437	13,575	13,989	41,034	40,560	37,001	118,594
TOTAL	134,194	139,502	143,908	148,619	138,665	130,733	138,842	145,315	139,301	417,603	418,018	423,458	1,259,079

Source: National Bureau of Statistics from hotel returns

Table 5c: ROOM OCCUPANCY BY ISLAND - 2016 (Percentages)

	Jan-16	Feb-16	Mar-16	Apr-16	May-16	Jun-16	Jul-16	Aug-16	Sep-16	Q1	Q2	Q3	Jan-Sep
Mahe	49	56	54	57	49	50	49	51	50	53	52	50	51
Praslin	64	70	68	73	65	66	69	66	71	67	68	69	68
La Digue	51	56	53	61	54	49	61	64	59	53	55	61	56
Other Islands	52	54	52	53	51	53	36	51	54	52	53	47	51
TOTAL	53	59	57	61	53	54	54	56	56	57	56	55	56

Source: National Bureau of Statistics from hotel returns

Table 5d: DISTRIBUTION OF ROOM OCCUPANCY BY ISLAND - 2016 (Percentages)

	Jan-16	Feb-16	Mar-16	Apr-16	May-16	Jun-16	Jul-16	Aug-16	Sep-16	Q1	Q2	Q3	Jan-Sep
Mahe	48	50	50	49	49	49	49	49	48	49	49	49	49
Praslin	30	29	30	30	29	30	31	29	30	30	30	30	30
La Digue	11	11	11	12	12	11	13	13	12	11	11	12	12
Other Islands	10	10	10	9	10	10	7	9	10	10	10	9	9
TOTAL	100	100	100	100	100	100	100	100	100	100	100	100	100

Source: National Bureau of Statistics from hotel returns

Table 6a: ROOMS AVAILABLE BY TYPE OF ACCOMMODATION - 2016 (Numbers)

	Jan-16	Feb-16	Mar-16	Apr-16	May-16	Jun-16	Jul-16	Aug-16	Sep-16	Q1	Q2	Q3	Jan-Sep
Hotels	85,081	79,918	85,386	82,751	92,944	82,655	91,162	91,286	85,751	250,385	258,350	268,199	776,934
Guest Houses	64,604	60,436	64,759	62,340	64,201	61,110	64,666	65,999	63,660	189,799	187,651	194,325	571,775
Self Catering	101,835	95,265	101,835	98,820	102,114	98,880	101,748	101,744	98,640	298,935	299,814	302,132	900,881
TOTAL	251,520	235,619	251,980	243,911	259,259	242,645	257,576	259,029	248,051	739,119	745,815	764,656	2,249,590

Source: National Bureau of Statistics from hotel returns

Table 6b: ROOMS OCCUPIED BY TYPE OF ACCOMMODATION - 2016 (Numbers)

	Jan-16	Feb-16	Mar-16	Apr-16	May-16	Jun-16	Jul-16	Aug-16	Sep-16	Q1	Q2	Q3	Jan-Sep
Hotels	49,242	54,987	57,900	59,322	55,328	50,819	60,101	58,904	54,171	162,129	165,469	173,176	500,774
Guest House	36,503	35,664	36,084	38,083	34,430	30,690	30,015	37,115	36,622	108,251	103,203	103,752	315,206
Self Catering	48,449	48,850	49,924	51,214	48,907	49,224	48,725	49,296	48,508	147,223	149,346	146,530	443,099
TOTAL	134,194	139,502	143,908	148,619	138,665	130,733	138,842	145,315	139,301	417,603	418,018	423,458	1,259,079

Source: National Bureau of Statistics from hotel returns

Table 6c: ROOM OCCUPANCY BY TYPE OF ACCOMMODATION - 2016 (Percentages)

	Jan-16	Feb-16	Mar-16	Apr-16	May-16	Jun-16	Jul-16	Aug-16	Sep-16	Q1	Q2	Q3	Jan-Sep
Hotels	58	69	68	72	60	61	66	65	63	65	64	65	64
Guest House	57	59	56	61	54	50	46	56	58	57	55	53	55
Self Catering	48	51	49	52	48	50	48	48	49	49	50	48	49
TOTAL	53	59	57	61	53	54	54	56	56	57	56	55	56

Source: National Bureau of Statistics from hotel returns

Table 6d: DISTRIBUTION OF ROOM OCCUPANCY BY TYPE OF ACCOMMODATION - 2016 (Percentages)

	Jan-16	Feb-16	Mar-16	Apr-16	May-16	Jun-16	Jul-16	Aug-16	Sep-16	Q1	Q2	Q3	Jan-Sep
Hotels	37	39	40	40	40	39	43	41	39	39	40	41	40
Guest Houses	27	26	25	26	25	23	22	26	26	26	25	25	25
Self Catering	36	35	35	34	35	38	35	34	35	35	36	35	35
TOTAL	100	100	100	100	100	100	100	100	100	100	100	100	100

Source: National Bureau of Statistics from hotel returns