



National Bureau of Statistics

STATISTICAL

BULLETIN

Catalogue Number: Hotel Statistics 2016 /Q2

Released: 30th September 2016

HOTEL STATISTICS

2016-Q2

During quarter two of 2016, licensed accommodation establishments sold **611,209** bed nights and **325,794** room nights. This represented an occupancy rate of **(62%)** for beds and **(67%)** for rooms. The highest bed occupancy rate for hotels was on Praslin **(74%)**. Praslin also recorded the highest bed occupancy for both guest houses **(73%)**, and self-catering establishments **(62%)**.

CONTENTS

1. Introduction
2. Results and Highlights
3. Concepts, Sources and Methods
4. Next Release
5. Contact Us

TABLES

- 1(a) Beds Available by Type of Accommodation and Island (Numbers)
- 1(b) Beds Occupied by Type of Accommodation and Island (Numbers)
- 1(c) Beds Occupied by Type of Accommodation and Island (Percentages)
- 1(d) Distribution of Bed Occupancy by Type of Accommodation and Island (Percentages)
- 2(a)-2(d) Beds Available, Beds Occupied, Bed Occupancy and Distribution by Island
- 3(a)-3(d) Beds Available, Beds Occupied, Bed Occupancy and Distribution by Type of Accommodation
- 4(a) Rooms Available by Type of Accommodation and Island (Numbers)
- 4(b) Rooms Occupied by Type of Accommodation and Island (Numbers)
- 4(c) Rooms Occupied by Type of Accommodation and Island (Percentages)
- 4(d) Distribution of Room Occupancy by Type of Accommodation and Island (Percentages)
- 5(a)-5(d) Rooms Available, Rooms Occupied, Room Occupancy and Distribution by Island
- 6(a)-6(d) Rooms Available, Rooms Occupied, Room Occupancy and Distribution by Type of Accommodation

National Bureau of Statistics

CARAVELLE HOUSE - MANGLIER STREET, P.O. BOX 206 - VICTORIA - MAHE - SEYCHELLES, Tel: +248 4611650 - Fax: +248 4225634/4225339
E-mail: ceo@nbs.gov.sc, stats@nbs.gov.sc - Website: www.nbs.gov.sc

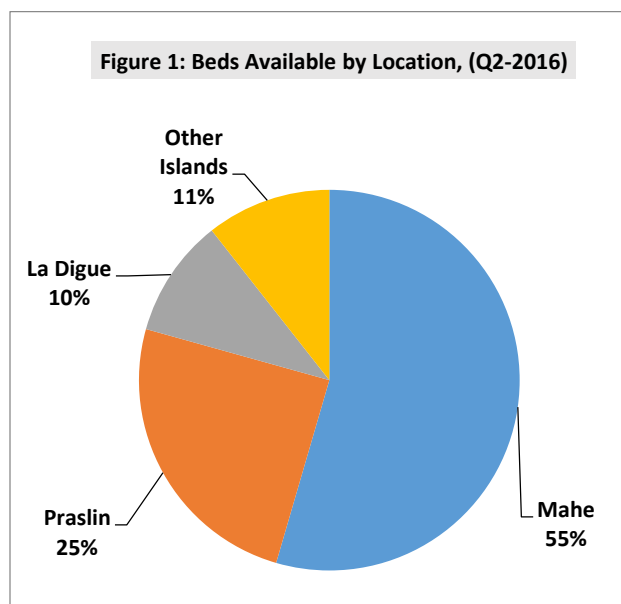
"Your stepping-stone for informed decisions"

1. INTRODUCTION

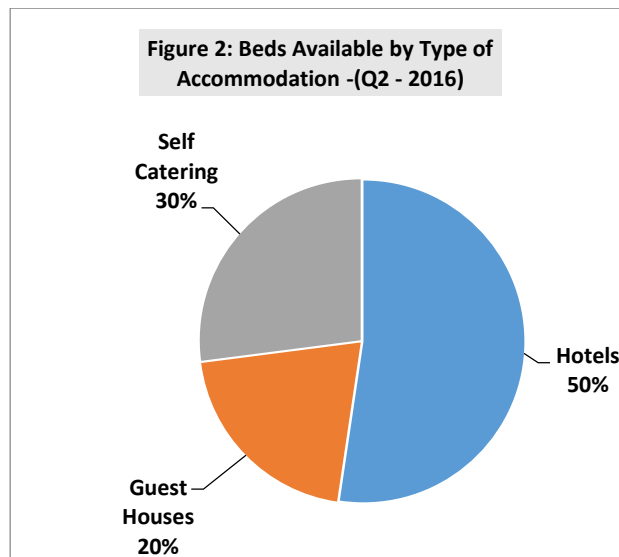
This issue of the bulletin presents monthly bed and room occupancy statistics for the period January to June 2016. The classification used for this presentation is based on the Recommendations of Tourism Statistics adopted by the World Tourism Organisation (UNWTO) Establishments are classified by Category of Hotels and by Islands.

2. RESULTS AND HIGHLIGHTS

There were **978,978** beds available in Q2-2016. Of these, **55%** were on Mahe, **25%** on Praslin, **11%** were on other Islands and **10%** were on La Digue. (*Table 2a & Figure 1*).



A distribution of the number of available beds by type of accommodation shows that, **50%** were in hotels, **19%** in guest houses and **31%** in self-catering establishments. (*Table 3a & Figure 2*).



In quarter two of 2016, licensed accommodation establishments sold **611,209** bed nights and **325,794** room nights. This represents an occupancy rate of **62%** for beds and **67%** for rooms.

The highest bed occupancy rate for hotels was on Praslin (**74%**). The highest bed occupancy for guesthouses was on Praslin (**73%**) and the lowest was on other Islands (**58%**). For self-catering establishments, the highest bed occupancy was also on Praslin (**62%**) and the lowest was on Mahe (**44%**), (*Table 1c*).

An analysis of the distribution of bed occupancy by island shows that of the total number of beds occupied in Q2 of 2016, **52%** were on Mahe, **28%** on Praslin, **10%** on other islands and **11%** on La Digue, (*Table 2d*).

An analysis of the bed occupancy by type of accommodation shows that, of the total beds occupied in quarter two of 2016, **57%** were in hotels, **24%** in self-catering establishments and **19%** in guesthouses. (*Table 3d*).

ROOMS AVAILABLE AND OCCUPANCY
Q2, 2016

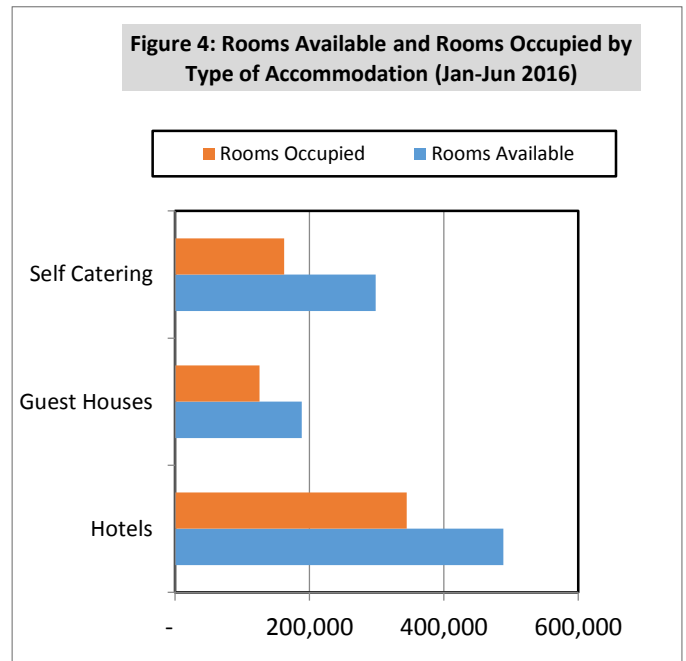
Tables 4a to 6d provide the number of rooms available and occupancy rates by island and type of accommodation.

During quarter two of 2016, average room occupancy stood at **67%**.

Of the total number of rooms sold by type of accommodation in quarter two of 2016, hotels recorded **(74%)** occupancy, guesthouses **(70%)** occupancy and self-catering establishments **(54%)**, *(Table 6c)*.

Hotels on La Digue had the highest room occupancy in quarter two of 2016, **(81%)**. In the category of guesthouses, Mahe had **(77%)** occupancy whereas for self-catering establishments, La Digue also had the highest room occupancy **(70%)**, *(Table 4c)*.

An analysis of room occupancy by island shows that in quarter two of 2016, La Digue island had the highest room occupancy **(74%)** followed by Praslin **(65%)**. *(Table 5c)*.



The percentage occupancy rates to date have been 61% for beds and 65% for rooms.

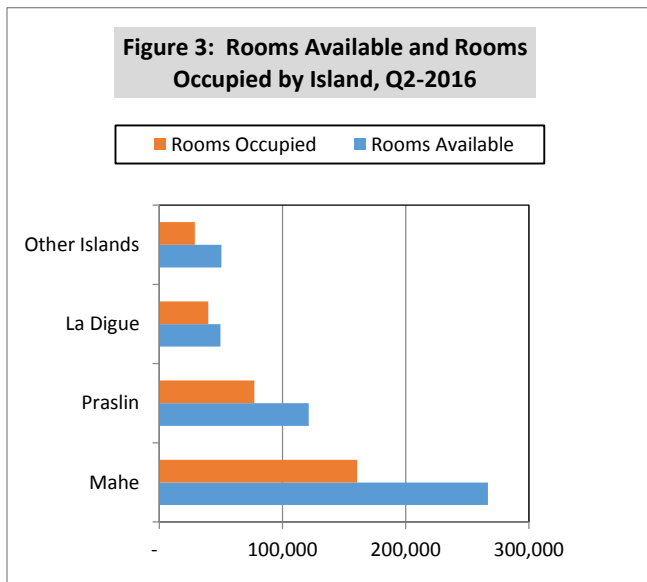
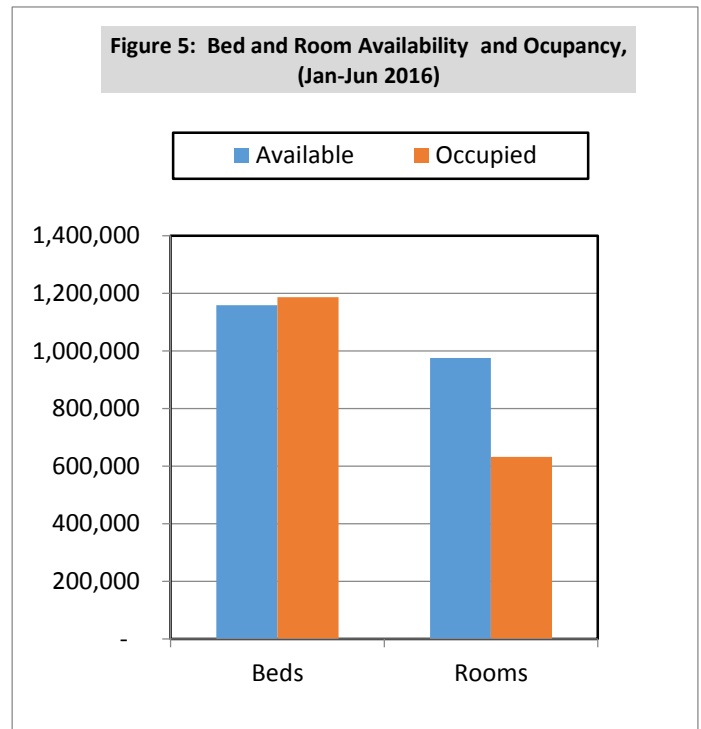


Table 1a BEDS AVAILABLE BY TYPE OF ACCOMMODATION AND ISLAND - 2016 (Numbers)

		Jan-16	Feb-16	Mar-16	Apr-16	May-16	Jun-16	Q1	Q2	Jan-Jun
Hotels	Mahe	97,340	91,060	97,340	94,200	97,340	94,200	285,740	285,740	571,480
	Praslin	40,548	37,932	40,548	39,240	40,548	39,240	119,028	119,028	238,056
	La Digue	8,928	8,352	8,928	8,640	8,928	8,640	26,208	26,208	52,416
	Other Islands	19,592	18,328	19,592	18,960	19,592	18,960	57,512	57,512	115,024
Guest Houses	Mahe	29,574	27,666	29,574	28,860	29,822	28,860	86,814	87,542	174,356
	Praslin	15,190	14,210	15,190	14,700	15,190	14,700	44,590	44,590	89,180
	La Digue	10,168	9,512	10,168	9,840	10,168	9,840	29,848	29,848	59,696
	Other Islands	9,610	8,990	9,610	8,940	9,238	8,940	28,210	27,118	55,328
Self Catering	Mahe	54,777	51,243	54,777	52,860	54,622	52,860	160,797	160,342	321,139
	Praslin	27,032	25,288	27,032	26,160	27,032	26,160	79,352	79,352	158,704
	La Digue	14,694	13,746	14,694	14,040	14,508	14,040	43,134	42,588	85,722
	Other Islands	6,510	6,090	6,510	6,300	6,510	6,300	19,110	19,110	38,220
TOTAL	333,963	312,417	333,963	322,740	333,498	322,740	980,343	978,978	1,959,321	

Source: National Bureau of Statistics from hotel returns

Table 1b: BEDS OCCUPIED BY TYPE OF ACCOMMODATION AND ISLAND - 2016 (Numbers)

		Jan-16	Feb-16	Mar-16	Apr-16	May-16	Jun-16	Q1	Q2	Jan-Jun
Hotels	Mahe	60,137	62,986	65,687	66,600	64,432	67,497	188,810	198,529	387,339
	Praslin	27,236	26,706	28,054	30,962	28,147	29,198	81,996	88,307	170,303
	La Digue	6,271	6,281	6,293	6,286	6,300	6,313	18,845	18,899	37,744
	Other Islands	11,363	10,789	11,306	13,524	13,077	13,507	33,458	40,108	73,566
Guest Houses	Mahe	16,879	16,529	16,319	16,061	16,234	15,969	49,727	48,264	97,991
	Praslin	11,297	11,436	11,663	12,568	11,441	8,640	34,396	32,649	67,046
	La Digue	5,022	5,814	7,246	5,750	5,914	7,346	18,082	19,010	37,092
	Other Islands	3,217	3,083	3,245	5,239	5,321	5,258	9,545	15,818	25,363
Self Catering	Mahe	22,100	23,081	21,345	23,131	23,523	22,683	66,526	69,336	135,862
	Praslin	17,007	17,076	14,984	16,936	17,111	14,957	49,067	49,004	98,072
	La Digue	5,586	6,190	6,558	7,453	7,753	7,650	18,334	22,856	41,190
	Other Islands	2,210	2,039	2,039	2,810	2,839	2,779	6,288	8,428	14,715
TOTAL	188,325	192,011	194,739	207,320	202,092	201,796	575,075	611,209	1,186,283	

Source: National Bureau of Statistics from hotel returns

Table 1c BEDS OCCUPIED BY TYPE OF ACCOMMODATION AND ISLAND - 2016 (Percentages)

		Jan-16	Feb-16	Mar-16	Apr-16	May-16	Jun-16	Q1	Q2	Jan-Jun
Hotels	Mahe	62	69	67	71	66	72	66	69	68
	Praslin	67	70	69	79	69	74	69	74	72
	La Digue	70	75	70	73	71	73	72	72	72
	Other Islands	58	59	58	71	67	71	58	70	64
Guest Houses	Mahe	57	60	55	56	54	55	57	55	56
	Praslin	74	80	77	85	75	59	77	73	75
	La Digue	49	61	71	58	58	75	61	64	62
	Other Islands	33	34	34	59	58	59	34	58	46
Self Catering	Mahe	40	45	39	44	43	43	41	43	42
	Praslin	63	68	55	65	63	57	62	62	62
	La Digue	38	45	45	53	53	54	43	54	48
	Other Islands	34	33	31	45	44	44	33	44	39
TOTAL		56	61	58	64	61	63	59	62	61

Source: National Bureau of Statistics from hotel returns

Table 1d DISTRIBUTION OF BED OCCUPANCY BY TYPE OF ACCOMMODATION AND ISLAND - 2016 (Percentages)

		Jan-16	Feb-16	Mar-16	Apr-16	May-16	Jun-16	Q1	Q2	Jan-Jun
Hotels	Mahe	32	33	34	32	32	33	33	32	33
	Praslin	14	14	14	15	14	14	14	14	14
	La Digue	3	3	3	3	3	3	3	3	3
	Other Islands	6	6	6	7	6	7	6	7	6
Guest Houses	Mahe	9	9	8	8	8	8	9	8	8
	Praslin	6	6	6	6	6	4	6	5	6
	La Digue	3	3	4	3	3	4	3	3	3
	Other Islands	2	2	2	3	3	3	2	3	2
Self Catering	Mahe	12	12	11	11	12	11	12	11	11
	Praslin	9	9	8	8	8	7	9	8	8
	La Digue	3	3	3	4	4	4	3	4	3
	Other Islands	1	1	1	1	1	1	1	1	1
TOTAL		100	100	100	100	100	100	100	100	100

Source: National Bureau of Statistics from hotel returns

Table 2a: BEDS AVAILABLE BY ISLAND - 2016 (Numbers)

	Jan-16	Feb-16	Mar-16	Apr-16	May-16	Jun-16	Q1	Q2	Jan-Jun
Mahe	181,691	169,969	181,691	176,160	182,032	176,160	533,351	533,624	1,067,703
Praslin	82,770	77,430	82,770	79,860	82,522	79,860	242,970	242,970	485,212
La Digue	33,790	31,610	33,790	33,420	34,534	33,420	99,190	98,644	200,564
Other Islands	35,712	33,408	35,712	33,300	34,410	33,300	104,832	103,740	205,842
TOTAL	333,963	312,417	333,963	322,740	333,498	322,740	980,343	978,978	1,959,321

Source: National Bureau of Statistics from hotel returns

Table 2b: BEDS OCCUPIED BY ISLAND - 2016 (Numbers)

	Jan-16	Feb-16	Mar-16	Apr-16	May-16	Jun-16	Q1	Q2	Jan-Jun
Mahe	99,115	102,597	103,351	105,791	104,190	106,149	305,063	316,129	621,192
Praslin	55,540	55,219	54,701	60,466	56,700	52,795	165,460	169,961	335,421
La Digue	16,879	18,285	20,097	19,490	19,967	21,309	55,261	60,765	116,026
Other Islands	16,790	15,911	16,590	21,573	21,237	21,544	49,291	64,354	113,644
TOTAL	188,325	192,011	194,739	207,320	202,092	201,796	575,075	611,209	1,186,283

Source: National Bureau of Statistics from hotel returns

Table 2c: BED OCCUPANCY BY ISLAND - 2016 (Percentages)

	Jan-16	Feb-16	Mar-16	Apr-16	May-16	Jun-16	Q1	Q2	Jan-Jun
Mahe	55	60	57	60	57	60	57	59	58
Praslin	67	71	66	76	68	66	68	70	69
La Digue	50	58	59	60	59	65	56	62	58
Other Islands	47	48	46	63	60	63	47	62	55
TOTAL	56	61	58	64	61	63	59	62	61

Source: National Bureau of Statistics from hotel returns

Table 2d DISTRIBUTION OF BED OCCUPANCY BY ISLAND - 2016 (Percentages)

	Jan-16	Feb-16	Mar-16	Apr-16	May-16	Jun-16	Q1	Q2	Jan-Jun
Mahe	53	53	53	51	52	53	53	52	53
Praslin	29	29	28	29	28	26	29	28	28
La Digue	9	10	10	9	10	11	10	10	10
Other Islands	9	8	9	10	11	11	9	11	9
TOTAL	100	100	100	100	100	100	100	100	100

Source: National Bureau of Statistics from hotel returns

Table 3a: BEDS AVAILABLE BY TYPE OF ACCOMMODATION - 2016 (Numbers)

	Jan-16	Feb-16	Mar-16	Apr-16	May-16	Jun-16	Q1	Q2	Jan-Jun
Hotels	166,408	155,672	166,408	161,040	166,408	161,040	488,488	488,488	976,976
Guest Houses	64,542	60,378	64,542	62,340	64,418	62,340	189,462	189,098	378,560
Self Catering	103,013	96,367	103,013	99,360	102,672	99,360	302,393	301,392	603,785
TOTAL	333,963	312,417	333,963	322,740	333,498	322,740	980,343	978,978	1,959,321

Source: National Bureau of Statistics from hotel returns

Table 3b: BEDS OCCUPIED BY TYPE OF ACCOMMODATION - 2016 (Numbers)

	Jan-16	Feb-16	Mar-16	Apr-16	May-16	Jun-16	Q1	Q2	Jan-Jun
Hotels	105,007	106,762	111,340	117,372	111,956	116,515	323,109	345,843	668,952
Guest House	36,414	36,863	38,473	39,618	38,911	37,213	111,750	115,742	227,492
Self Catering	46,903	48,386	44,926	50,330	51,226	48,068	140,215	149,624	289,839
TOTAL	188,325	192,011	194,739	207,320	202,092	201,796	575,075	611,209	1,186,283

Source: National Bureau of Statistics from hotel returns

Table 3c: BED OCCUPANCY BY TYPE OF ACCOMMODATION - 2016 (Percentages)

	Jan-16	Feb-16	Mar-16	Apr-16	May-16	Jun-16	Q1	Q2	Jan-Jun
Hotels	63	69	67	73	67	72	66	71	68
Guest House	56	61	60	64	60	60	59	61	60
Self Catering	46	50	44	51	50	48	46	50	48
TOTAL	56	61	58	64	61	63	59	62	61

Source: National Bureau of Statistics from hotel returns

Table 3d: DISTRIBUTION OF BED OCCUPANCY BY TYPE OF ACCOMMODATION - 2016 (Percentages)

	Jan-16	Feb-16	Mar-16	Apr-16	May-16	Jun-16	Q1	Q2	Jan-Jun
Hotels	56	56	57	57	55	58	56	57	56
Guest Houses	19	19	20	19	19	18	19	19	19
Self Catering	25	25	23	24	25	24	24	24	24
TOTAL	100	100	100	100	100	100	100	100	100

Source: National Bureau of Statistics from hotel returns

Table 4a ROOMS AVAILABLE BY TYPE OF ACCOMMODATION AND ISLAND - 2016 (Numbers)

		Jan-16	Feb-16	Mar-16	Apr-16	May-16	Jun-16	Q1	Q2	Jan-Jun
Hotels	Mahe	48,670	45,530	48,670	47,100	48,670	47,100	142,870	142,870	285,740
	Praslin	20,274	18,966	20,274	19,620	20,274	19,620	59,514	59,514	119,028
	La Digue	4,464	4,176	4,464	4,320	4,464	4,320	13,104	13,104	26,208
	Other Islands	9,796	9,164	9,796	9,480	9,796	9,480	28,756	28,756	57,512
Guest Houses	Mahe	14,787	13,833	14,787	14,160	14,632	14,160	43,407	42,952	86,359
	Praslin	7,595	7,105	7,595	7,350	7,595	7,350	22,295	22,295	44,590
	La Digue	5,084	4,756	5,084	4,920	5,084	4,920	14,924	14,924	29,848
	Other Islands	4,805	4,495	4,805	4,470	4,619	4,470	14,105	13,559	27,664
Self Catering	Mahe	27,404	25,636	27,404	26,700	27,590	26,700	80,444	80,990	161,434
	Praslin	13,516	12,644	13,516	13,080	13,516	13,080	39,676	39,676	79,352
	La Digue	7,347	6,873	7,347	7,020	7,254	7,020	21,567	21,294	42,861
	Other Islands	2,542	2,378	2,542	2,460	2,542	2,460	7,462	7,462	14,924
TOTAL	166,284	155,556	166,284	160,680	166,036	160,680	488,124	487,396	975,520	

Source: National Bureau of Statistics from hotel returns

Table 4b: ROOMS OCCUPIED BY TYPE OF ACCOMMODATION AND ISLAND - 2016 (Numbers)

		Jan-16	Feb-16	Mar-16	Apr-16	May-16	Jun-16	Q1	Q2	Jan-Jun
Hotels	Mahe	32,285	32,750	32,108	35,612	36,218	35,468	97,143	107,298	204,441
	Praslin	13,159	13,102	13,561	14,391	13,565	12,844	39,822	40,800	80,622
	La Digue	3,625	3,625	3,625	3,610	3,512	3,513	10,875	10,635	21,510
	Other Islands	5,533	5,680	5,680	6,847	7,073	7,013	16,893	20,933	37,826
Guest Houses	Mahe	10,246	9,539	9,539	11,251	10,870	10,803	29,324	32,925	62,249
	Praslin	3,529	4,027	4,433	4,101	5,284	4,097	11,988	13,482	25,470
	La Digue	2,908	3,301	3,849	3,445	3,559	4,111	10,058	11,115	21,173
	Other Islands	2,733	3,068	3,223	2,577	2,527	2,523	9,024	7,627	16,651
Self Catering	Mahe	10,936	12,027	11,234	11,810	11,959	12,443	34,197	36,212	70,410
	Praslin	8,791	8,856	7,693	9,230	9,287	8,158	25,339	26,676	52,015
	La Digue	5,988	6,333	6,545	4,890	5,264	4,763	18,866	14,918	33,784
	Other Islands	1,050	993	1,020	951	1,111	1,112	3,063	3,174	6,236
TOTAL	100,782	103,301	102,509	108,715	110,229	106,849	306,592	325,794	632,386	

Source: National Bureau of Statistics from hotel returns

Table 4c ROOMS OCCUPIED BY TYPE OF ACCOMMODATION AND ISLAND - 2016 (Percentages)

		Jan-16	Feb-16	Mar-16	Apr-16	May-16	Jun-16	Q1	Q2	Jan-Jun
Hotels	Mahe	66	72	66	76	74	75	68	75	72
	Praslin	65	69	67	73	67	65	67	69	68
	La Digue	81	87	81	84	79	81	83	81	82
	Other Islands	56	62	58	72	72	74	59	73	66
Guest Houses	Mahe	69	69	65	79	74	76	68	77	72
	Praslin	46	57	58	56	70	56	54	60	57
	La Digue	57	69	76	70	70	84	67	74	71
	Other Islands	57	68	67	58	55	56	64	56	60
Self Catering	Mahe	40	47	41	44	43	47	43	45	44
	Praslin	65	70	57	71	69	62	64	67	66
	La Digue	81	92	89	70	73	68	87	70	79
	Other Islands	41	42	40	39	44	45	41	43	42
TOTAL		61	66	62	68	66	66	63	67	65

Source: National Bureau of Statistics from hotel returns

Table 4d DISTRIBUTION OF ROOM OCCUPANCY BY TYPE OF ACCOMMODATION AND ISLAND - 2016 (Percentages)

		Jan-16	Feb-16	Mar-16	Apr-16	May-16	Jun-16	Q1	Q2	Jan-Jun
Hotels	Mahe	32	32	31	33	33	33	32	33	32
	Praslin	13	13	13	13	12	12	13	13	13
	La Digue	4	4	4	3	3	3	4	3	4
	Other Islands	5	5	6	6	6	7	6	6	6
Guest Houses	Mahe	10	9	9	10	10	10	10	10	10
	Praslin	4	4	4	4	5	4	4	4	4
	La Digue	3	3	4	3	3	4	3	3	3
	Other Islands	3	3	3	2	2	2	3	2	2
Self Catering	Mahe	11	12	11	11	11	12	11	11	11
	Praslin	9	9	8	8	8	8	8	8	8
	La Digue	6	6	6	4	5	4	6	5	5
	Other Islands	1	1	1	1	1	1	1	1	1
TOTAL		100	100	100	100	100	100	100	100	100

Source: National Bureau of Statistics from hotel returns

Table 5a: ROOMS AVAILABLE BY ISLAND - 2016 (Numbers)

	Jan-16	Feb-16	Mar-16	Apr-16	May-16	Jun-16	Q1	Q2	Jan-Jun
Mahe	90,861	84,999	90,861	87,960	90,892	87,960	266,721	266,812	533,533
Prastin	41,385	38,715	41,385	40,050	41,385	40,050	121,485	121,485	242,970
La Digue	16,895	15,805	16,895	16,260	16,802	16,260	49,595	49,322	98,917
Other Islands	17,143	16,037	17,143	16,410	16,957	16,410	50,323	49,777	100,100
TOTAL	166,284	155,556	166,284	160,680	166,036	160,680	488,124	487,396	975,520

Source: National Bureau of Statistics from hotel returns

Table 5b: ROOMS OCCUPIED BY ISLAND - 2016 (Numbers)

	Jan-16	Feb-16	Mar-16	Apr-16	May-16	Jun-16	Q1	Q2	Jan-Jun
Mahe	53,467	54,317	52,881	58,674	59,047	58,714	160,664	176,435	337,099
Prastin	25,478	25,984	25,687	27,722	28,136	25,100	77,149	80,958	158,107
La Digue	12,521	13,259	14,019	11,945	12,335	12,387	39,799	36,667	76,466
Other Islands	9,316	9,741	9,923	10,375	10,711	10,648	28,980	31,734	60,713
TOTAL	100,782	103,301	102,509	108,715	110,229	106,849	306,592	325,794	632,386

Source: National Bureau of Statistics from hotel returns

Table 5c: ROOM OCCUPANCY BY ISLAND - 2016 (Percentages)

	Jan-16	Feb-16	Mar-16	Apr-16	May-16	Jun-16	Q1	Q2	Jan-Jun
Mahe	59	64	58	67	65	67	60	66	63
Prastin	62	67	62	69	68	63	64	67	65
La Digue	74	84	83	73	73	76	80	74	77
Other Islands	54	61	58	63	63	65	58	64	61
TOTAL	61	66	62	68	66	66	63	67	65

Source: National Bureau of Statistics from hotel returns

Table 5d: DISTRIBUTION OF ROOM OCCUPANCY BY ISLAND - 2016 (Percentages)

	Jan-16	Feb-16	Mar-16	Apr-16	May-16	Jun-16	Q1	Q2	Jan-Jun
Mahe	53	53	52	54	54	55	52	54	53
Prastin	25	25	25	25	26	23	25	25	25
La Digue	12	13	14	11	11	12	13	11	12
Other Islands	9	9	10	10	10	10	9	10	10
TOTAL	100	100	100	100	100	100	100	100	100

Source: National Bureau of Statistics from hotel returns

Table 6a: ROOMS AVAILABLE BY TYPE OF ACCOMMODATION - 2016 (Numbers)

	Jan-16	Feb-16	Mar-16	Apr-16	May-16	Jun-16	Q1	Q2	Jan-Jun
Hotels	83,204	77,836	83,204	80,520	83,204	80,520	244,244	244,244	488,488
Guest Houses	32,271	30,189	32,271	30,900	31,930	30,900	94,731	93,730	188,461
Self Catering	50,809	47,531	50,809	49,260	50,902	49,260	149,149	149,422	298,571
TOTAL	166,284	155,556	166,284	160,680	166,036	160,680	488,124	487,396	975,520

Source: National Bureau of Statistics from hotel returns

Table 6b: ROOMS OCCUPIED BY TYPE OF ACCOMMODATION - 2016 (Numbers)

	Jan-16	Feb-16	Mar-16	Apr-16	May-16	Jun-16	Q1	Q2	Jan-Jun
Hotels	54,602	55,157	54,974	60,460	60,368	58,838	164,733	179,666	344,399
Guest House	19,416	19,935	21,044	21,374	22,240	21,535	60,394	65,149	125,543
Self Catering	26,765	28,209	26,492	26,881	27,621	26,476	81,465	80,979	162,444
TOTAL	100,782	103,301	102,509	108,715	110,229	106,849	306,592	325,794	632,386

Source: National Bureau of Statistics from hotel returns

Table 6c: ROOM OCCUPANCY BY TYPE OF ACCOMMODATION - 2016 (Percentages)

	Jan-16	Feb-16	Mar-16	Apr-16	May-16	Jun-16	Q1	Q2	Jan-Jun
Hotels	66	71	66	75	73	73	67	74	71
Guest House	60	66	65	69	70	70	64	70	67
Self Catering	53	59	52	55	54	54	55	54	54
TOTAL	61	66	62	68	66	66	63	67	65

Source: National Bureau of Statistics from hotel returns

Table 6d: DISTRIBUTION OF ROOM OCCUPANCY BY TYPE OF ACCOMMODATION - 2016 (Percentages)

	Jan-16	Feb-16	Mar-16	Apr-16	May-16	Jun-16	Q1	Q2	Jan-Jun
Hotels	54	53	54	56	55	55	54	55	54
Guest Houses	19	19	21	20	20	20	20	20	20
Self Catering	27	27	26	25	25	25	27	25	26
TOTAL	100	100	100	100	100	100	100	100	100

Source: National Bureau of Statistics from hotel returns

3. CONCEPTS SOURCES AND METHODS

The computation of bed and room occupancy statistics is based on information collected from a monthly sample accommodation services survey (MASS) of licensed accommodation establishments. The updated list of the tourism establishments is obtained periodically from the Seychelles Tourism Board (STB) and the accommodation establishments are grouped by island and categorised by type (hotels, guest houses and self-caterings). The classification by type is based on a customised version of the UN ISIC Rev 4.

4. NEXT RELEASE

The next issue of the bulletin will be released on 30th December 2016.

5. CONTACT US

For more information regarding this publication please contact Laurenia Pouponneau on Tel: + (248) 4 611 671 / Fax: + (248) 4 225 634 or email: stats@nbs.gov.sc