



National Bureau of Statistics

STATISTICAL

BULLETIN

Catalogue Number: Hotel Statistics 2015 /Q4

Released: 31st March 2016

HOTEL STATISTICS

2015-Q4

During quarter four of 2015, licensed accommodation establishments sold 584,425 bed nights and 315,387 room nights. This represented an occupancy rate of (60%) for beds and (65%) for rooms. The highest bed occupancy rate for hotels was on Praslin (73%). For guest houses the highest bed occupancy was also on Praslin (76%). Self-catering establishments on Other Islands recorded the highest bed occupancy, (94%).

CONTENTS

1. Introduction
2. Results and Highlights
3. Concepts, Sources and Methods
4. Next Release
5. Contact Us

TABLES

- 1(a) Beds Available by Type of Accommodation and Island (Numbers)
- 1(b) Beds Occupied by Type of Accommodation and Island (Numbers)
- 1(c) Beds Occupied by Type of Accommodation and Island (Percentages)
- 1(d) Distribution of Bed Occupancy by Type of Accommodation and Island (Percentages)
- 2(a)-2(d) Beds Available, Beds Occupied, Bed Occupancy and Distribution by Island
- 3(a)-3(d) Beds Available, Beds Occupied, Bed Occupancy and Distribution by Type of Accommodation
- 4(a) Rooms Available by Type of Accommodation and Island (Numbers)
- 4(b) Rooms Occupied by Type of Accommodation and Island (Numbers)
- 4(c) Rooms Occupied by Type of Accommodation and Island (Percentages)
- 4(d) Distribution of Room Occupancy by Type of Accommodation and Island (Percentages)
- 5(a)-5(d) Rooms Available, Rooms Occupied, Room Occupancy and Distribution by Island
- 6(a)-6(d) Rooms Available, Rooms Occupied, Room Occupancy and Distribution by Type of Accommodation

National Bureau of Statistics

CARAVELLE HOUSE - MANGLIER STREET, P.O. BOX 206 - VICTORIA - MAHE - SEYCHELLES, Tel: +248 4611650 - Fax: +248 4225634/4225339
E-mail: ceo@nbs.gov.sc, stats@nbs.gov.sc - Website: www.nbs.gov.sc

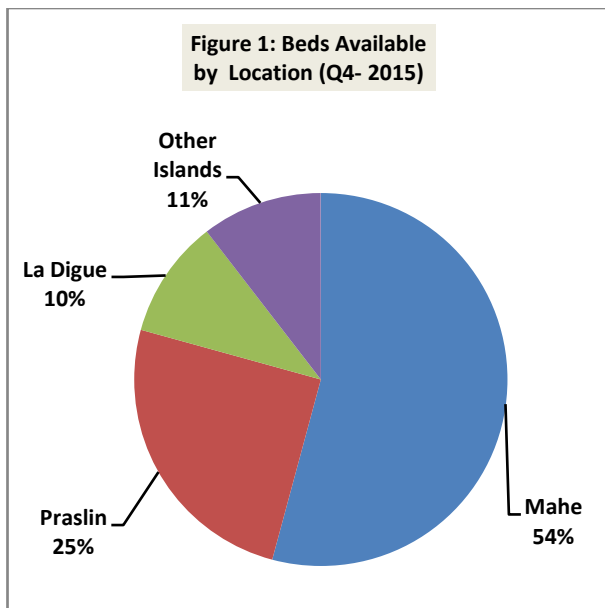
"Your stepping-stone for informed decisions"

1. INTRODUCTION

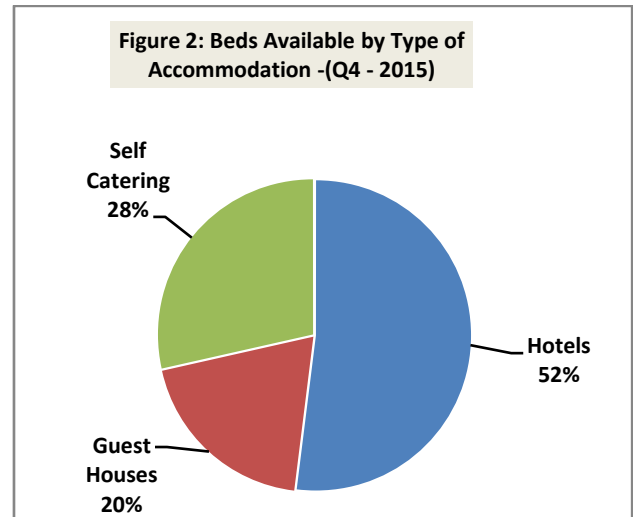
This issue of the bulletin presents monthly bed and room occupancy statistics for the period January to December 2015. The classification used for this presentation is based on the Recommendations of Tourism Statistics adopted by the World Tourism Organisation (UNWTO) Establishments are classified by Category of Hotels and by Islands.

2. RESULTS AND HIGHLIGHTS

There were **976,856** beds available in quarter four of 2015. Of these, **54%** were on Mahe, **25%** on Praslin, **11%** on other Islands and **10%** on La Digue. (*Table 2a & Figure 1*).



A distribution of the number of available beds by type of accommodation shows that, **52%** were in hotels, **20%** in guest houses and **28%** in self catering establishments. (*Table 3a & Figure 2*).



In quarter four of 2015, licensed accommodation establishments sold **584,425** bed nights and **315,387** room nights. This represents an occupancy rate of **60%** for beds and **65%** for rooms.

The highest bed occupancy rate for hotels was on Praslin (**73%**). The highest bed occupancy for guesthouses was on Praslin (**76%**) and the lowest was on Other Islands (**51%**). For self-catering establishments, the highest bed occupancy was on Other Islands (**94%**) and the lowest was on Mahe (**36%**). (*Table 1c*).

An analysis of the distribution of bed occupancy by island shows that of the total number of beds occupied in 2015, **51%** were on Mahe, **29%** on Praslin, **11%** on other islands and **10%** on La Digue. (*Table 2d*).

An analysis of the bed occupancy by type of accommodation shows that, of the total beds occupied in quarter four of 2015, **59%** were in hotels, **20%** in guesthouses and **21%** in self-catering establishments. (*Table 3d*).

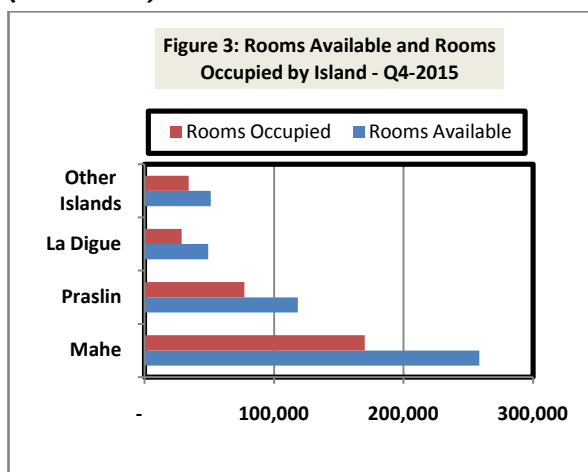
ROOMS AVAILABLE AND OCCUPANCY
Q4, 2015

Tables 4a to 6d provide the number of rooms available and occupancy rates by island and type of accommodation. During quarter four of 2015, average room occupancy stood at 65%.

Of the total number of rooms sold by type of accommodation in quarter four of 2015, hotels recorded (69%) occupancy guesthouses (61%) occupancy and self catering establishments at (60%).
(Table 6c).

Hotels on La Digue had the highest room occupancy in quarter four of 2015, (82%). In the category of guesthouses, Mahe had (68%) occupancy and for self catering establishments, Other Islands had the highest room occupancy (91%). *(Table 4c).*

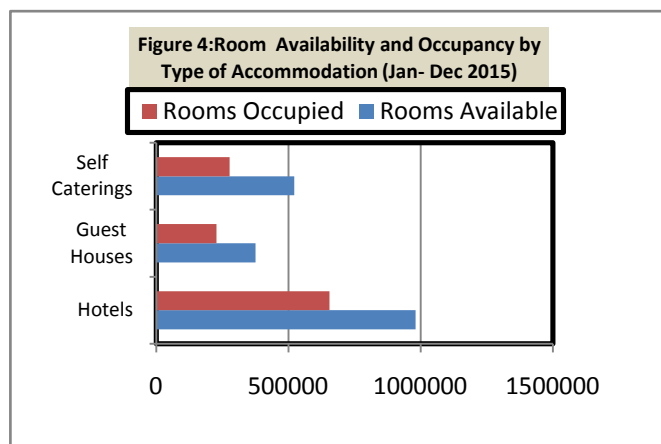
An analysis of room occupancy by island shows that in quarter four of 2015, Mahe Islands had the highest room occupancy (66%) followed by Other Islands (64%).
(Table 5c)



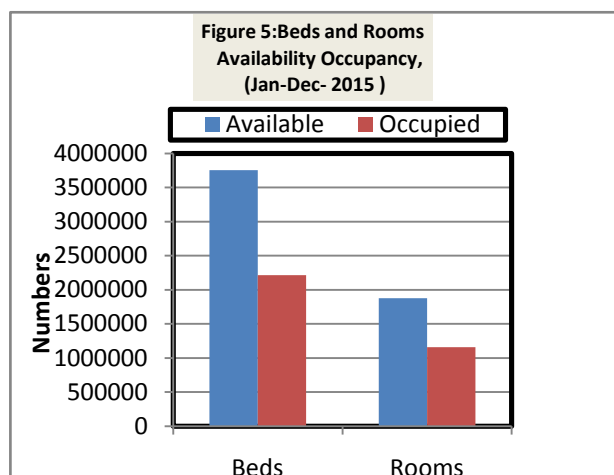
An analysis of the distribution of rooms sold in quarter four of 2015, shows that 55% were in hotels, 27% in self catering establishments and 18% in guest houses
(Table 6d).

JANUARY - DECEMBER

A total of 2,217,467 bed nights and 1,159,653 room nights were sold during this period of 2015. During January - December of 2015, visitors occupied 2,198,545 of bed nights sold.



The percentage occupancy rates to date have been 59% for beds and 62% for rooms.



3. CONCEPTS SOURCES AND METHODS

The computation of bed and room occupancy statistics is based on information collected from a monthly sample accommodation services survey (MASS) of licensed accommodation establishments. The updated list of the tourism establishments is obtained periodically from the Seychelles Tourism Board (STB) and the accommodation establishments are grouped by island and categorised by type (hotels, guest houses and self caterings). The classification by Type is based on a customised version of the UN ISIC Rev 4.

4. NEXT RELEASE

The next issue of the Bulletin will be released on 30th June 2016.

5. CONTACT US

For more information regarding this publication please contact Laurenia Pouponneau on Tel: + (248) 4 611 671 / Fax: + (248) 4 225 634 or email: stats@nbs.gov.sc

Table 1a BEDS AVAILABLE BY TYPE OF ACCOMMODATION AND ISLAND - 2015 (Numbers)

		Jan-15	Feb-15	Mar-15	Apr-15	May-15	Jun-15	Jul-15	Aug-15	Sep-15	Oct-15	Nov-15	Dec-15	Q1	Q2	Q3	Q4	Jan-Dec
Hotels	Mahe	91,140	82,320	91,140	88,200	91,140	88,200	97,340	97,340	94,200	97,340	94,200	97,340	264,600	267,540	288,880	288,880	1,109,900
	Praslin	38,688	34,944	38,688	37,440	38,688	37,440	38,688	38,688	37,440	40,548	39,240	40,548	112,320	113,568	114,816	120,336	461,040
	La Digue	8,928	8,064	8,928	8,640	8,928	8,640	8,928	8,928	8,640	8,928	8,640	8,928	25,920	26,208	26,496	26,496	105,120
	Other Islands	24,242	21,896	24,242	23,460	24,242	23,460	24,242	24,242	23,460	24,242	23,460	24,242	70,380	71,162	71,944	71,944	285,430
Guest Houses	Mahe	29,388	26,544	29,388	28,440	29,388	28,440	28,210	28,210	27,300	29,574	28,620	29,574	85,320	86,268	83,720	87,768	343,076
	Praslin	15,810	14,280	15,810	15,300	15,810	15,300	15,190	15,190	14,700	15,190	14,700	15,190	45,900	46,410	45,080	45,080	182,470
	La Digue	9,796	8,848	9,796	9,480	9,796	9,480	9,796	9,796	9,480	10,168	9,840	10,168	28,440	28,756	29,072	30,176	116,444
	Other Islands	9,176	8,288	9,176	8,880	9,176	8,880	9,176	9,176	8,880	9,238	8,940	9,238	26,640	26,936	27,232	27,416	108,224
Self Catering	Mahe	47,430	42,840	47,430	45,900	47,430	45,900	48,608	48,608	47,040	51,522	49,860	51,522	137,700	139,230	144,256	152,904	574,090
	Praslin	21,824	19,712	21,824	22,800	23,560	22,800	25,854	25,854	25,020	26,784	25,920	26,784	63,360	69,160	76,728	79,488	288,736
	La Digue	14,012	12,656	14,012	13,680	14,136	13,680	14,260	14,260	13,800	14,694	14,220	14,694	40,680	41,496	42,320	43,608	168,104
	Other Islands	930	840	930	900	930	900	930	930	900	930	900	930	2,700	2,730	2,760	2,760	10,950
TOTAL	311,364	281,232	311,364	303,120	313,224	303,120	321,222	321,222	310,860	329,158	318,540	329,158	903,960	919,464	953,304	976,856	3,753,584	

Source: National Bureau of Statistics from hotel returns

Table 1b: BEDS OCCUPIED BY TYPE OF ACCOMMODATION AND ISLAND - 2015 (Numbers)

		Jan-15	Feb-15	Mar-15	Apr-15	May-15	Jun-15	Jul-15	Aug-15	Sep-15	Oct-15	Nov-15	Dec-15	Q1	Q2	Q3	Q4	Jan-Dec
Hotels	Mahe	47,737	55,517	55,786	59,005	63,300	65,752	61,001	65,327	65,181	61,320	65,256	65,647	159,040	188,057	191,509	192,223	730,829
	Praslin	22,448	23,381	25,013	27,428	25,337	24,344	29,380	29,215	27,689	31,201	29,900	26,252	70,842	77,109	86,284	87,353	321,588
	La Digue	5,136	5,905	6,593	6,271	6,281	6,293	6,271	6,281	6,293	6,271	6,281	6,293	17,634	18,845	18,845	18,845	74,169
	Other Islands	15,643	16,853	18,282	15,390	16,677	15,308	15,437	17,176	15,308	15,437	15,176	15,308	50,778	47,375	47,921	45,921	191,995
Guest Houses	Mahe	16,145	17,482	16,406	15,569	15,412	15,225	16,387	16,617	16,414	16,690	16,502	16,292	50,033	46,206	49,418	49,484	195,140
	Praslin	8,888	9,564	10,379	10,947	10,923	11,096	11,020	11,240	10,732	12,179	11,436	10,442	28,831	32,966	32,992	34,057	128,846
	La Digue	4,462	4,569	6,715	6,915	7,104	7,135	5,744	6,541	6,371	5,566	6,527	6,537	15,746	21,154	18,655	18,630	74,186
	Other Islands	4,342	4,015	4,071	5,018	5,070	5,048	4,610	4,878	3,778	4,666	4,707	4,742	12,428	15,136	13,266	14,115	54,945
Self Catering	Mahe	14,902	14,257	12,426	14,860	14,801	13,296	20,382	20,774	17,728	18,590	18,924	17,143	41,585	42,957	58,884	54,657	198,083
	Praslin	11,904	13,515	11,049	11,461	11,528	11,435	16,201	16,294	16,301	16,527	16,596	14,503	36,468	34,423	48,795	47,626	167,312
	La Digue	4,930	5,403	5,618	5,677	5,523	5,162	6,435	6,314	6,193	6,160	6,492	6,275	15,951	16,362	18,942	18,927	70,182
	Other Islands	810	795	848	863	848	855	870	863	855	870	863	855	2,453	2,565	2,588	2,588	10,193
TOTAL	157,349	171,255	173,185	179,403	182,803	180,949	193,737	201,518	192,843	195,477	198,659	190,289	501,789	543,155	588,098	584,425	2,217,467	

Source: National Bureau of Statistics from hotel returns

Table 1c BEDS OCCUPIED BY TYPE OF ACCOMMODATION AND ISLAND - 2015 (Percentages)

		Jan-15	Feb-15	Mar-15	Apr-15	May-15	Jun-15	Jul-15	Aug-15	Sep-15	Oct-15	Nov-15	Dec-15	Q1	Q2	Q3	Q4	Jan-Dec
Hotels	Mahe	52	67	61	67	69	75	63	67	69	63	69	67	60	70	66	67	66
	Praslin	58	67	65	73	65	65	76	76	74	77	76	65	63	68	75	73	70
	La Digue	58	73	74	73	70	73	70	70	73	70	73	70	68	72	71	71	71
	Other Islands	65	77	75	66	69	65	64	71	65	64	65	63	72	67	67	64	67
Guest Houses	Mahe	55	66	56	55	52	54	58	59	60	56	58	55	59	54	59	56	57
	Praslin	56	67	66	72	69	73	73	74	73	80	78	69	63	71	73	76	71
	La Digue	46	52	69	73	73	75	59	67	67	55	66	64	55	74	64	62	64
	Other Islands	47	48	44	57	55	57	50	53	43	51	53	51	47	56	49	51	51
Self Catering	Mahe	31	33	26	32	31	29	42	43	38	36	38	33	30	31	41	36	35
	Praslin	55	69	51	50	49	50	63	63	65	62	64	54	58	50	64	60	58
	La Digue	35	43	40	41	39	38	45	44	45	42	46	43	39	39	45	43	42
	Other Islands	87	95	91	96	91	95	94	93	95	94	96	92	91	94	94	94	93
TOTAL	51	61	56	59	58	60	60	63	62	59	62	58	56	59	62	60	59	

Source: National Bureau of Statistics from hotel returns

Table 1d DISTRIBUTION OF BED OCCUPANCY BY TYPE OF ACCOMMODATION AND ISLAND - 2015 (Percentages)

		Jan-15	Feb-15	Mar-15	Apr-15	May-15	Jun-15	Jul-15	Aug-15	Sep-15	Oct-15	Nov-15	Dec-15	Q1	Q2	Q3	Q4	Jan-Dec
Hotels	Mahe	30	32	32	32	34	36	31	32	34	31	33	34	32	35	33	33	33
	Praslin	14	15	15	15	14	13	15	14	14	16	15	14	14	14	15	15	15
	La Digue	3	3	4	3	3	3	3	3	3	3	3	3	4	3	3	3	3
	Other Islands	10	10	10	9	9	8	8	9	8	8	8	8	10	9	8	8	9
Guest Houses	Mahe	10	10	9	9	8	8	8	8	9	9	8	9	10	9	8	8	9
	Praslin	6	6	6	6	6	6	6	6	6	6	6	5	6	6	6	6	6
	La Digue	3	2	4	4	4	4	3	3	3	3	3	3	3	4	3	3	3
	Other Islands	3	2	2	3	3	3	2	2	2	2	2	2	2	3	2	2	2
Self Catering	Mahe	9	8	8	8	8	7	11	10	9	10	10	9	8	8	10	9	9
	Praslin	8	8	6	6	6	6	8	8	8	8	8	8	7	6	8	8	8
	La Digue	3	3	3	3	3	3	3	3	3	3	3	3	3	3	3	3	3
	Other Islands	1	1	1	1	1	1	0	0	0	0	0	0	0	0	0	0	0
TOTAL	100	100	100	100	100	100	100	100	100	100	100	100	100	100	100	100	100	

Source: National Bureau of Statistics from hotel returns

Table 2a: BEDS AVAILABLE BY ISLAND - 2015 (Numbers)

	Jan-15	Feb-15	Mar-15	Apr-15	May-15	Jun-15	Jul-15	Aug-15	Sep-15	Oct-15	Nov-15	Dec-15	Q1	Q2	Q3	Q4	Jan-Dec
Mahe	167,958	151,704	167,958	162,540	167,958	162,540	174,158	174,158	168,540	178,436	172,680	178,436	487,620	493,038	516,856	529,552	2,027,066
Praslin	76,322	68,936	76,322	75,540	78,058	75,540	79,732	79,732	77,160	82,522	79,860	82,522	221,580	229,138	236,624	244,904	932,246
La Digue	32,736	29,568	32,736	31,800	32,860	31,800	32,984	32,984	31,920	33,790	32,700	33,790	95,040	96,460	97,888	100,280	389,668
Other Islands	34,348	31,024	34,348	33,240	34,348	33,240	34,348	34,348	33,240	34,410	33,300	34,410	99,720	100,828	101,936	102,120	404,604
TOTAL	311,364	281,232	311,364	303,120	313,224	303,120	321,222	321,222	310,860	329,158	318,540	329,158	903,960	919,464	953,304	976,856	3,753,584

Source: National Bureau of Statistics from hotel returns

919464

Table 2b: BEDS OCCUPIED BY ISLAND - 2015 (Numbers)

	Jan-15	Feb-15	Mar-15	Apr-15	May-15	Jun-15	Jul-15	Aug-15	Sep-15	Oct-15	Nov-15	Dec-15	Q1	Q2	Q3	Q4	Jan-Dec
Mahe	78,784	87,256	84,618	89,434	93,513	94,273	97,770	102,717	99,324	96,599	100,682	99,082	250,658	277,220	299,811	296,364	1,124,052
Praslin	43,241	46,460	46,440	49,835	47,788	46,875	56,600	56,748	54,722	59,907	57,932	51,197	136,141	144,498	168,070	169,036	617,746
La Digue	14,529	15,877	18,926	18,863	18,908	18,590	18,450	19,136	18,856	17,998	19,299	19,105	49,332	56,361	56,443	56,401	218,537
Other Islands	20,795	21,663	23,201	21,271	22,595	21,211	20,917	22,917	19,941	20,973	20,746	20,905	65,659	65,076	63,775	62,624	257,133
TOTAL	157,349	171,255	173,185	179,403	182,803	180,949	193,737	201,518	192,843	195,477	198,659	190,289	501,789	543,155	588,098	584,425	2,217,467

Source: National Bureau of Statistics from hotel returns

Table 2c: BED OCCUPANCY BY ISLAND - 2015 (Percentages)

	Jan-15	Feb-15	Mar-15	Apr-15	May-15	Jun-15	Jul-15	Aug-15	Sep-15	Oct-15	Nov-15	Dec-15	Q1	Q2	Q3	Q4	Jan-Dec
Mahe	47	58	50	55	56	58	56	59	59	54	58	56	51	56	58	56	55
Praslin	57	67	61	66	61	62	71	71	71	73	73	62	61	63	71	69	66
La Digue	44	54	58	59	58	58	56	58	59	53	59	57	52	58	58	56	56
Other Islands	61	70	68	64	66	64	61	67	60	61	62	61	66	65	63	61	64
TOTAL	51	61	56	59	58	60	60	63	62	59	62	58	56	59	62	60	59

Source: National Bureau of Statistics from hotel returns

Table 2d: DISTRIBUTION OF BED OCCUPANCY BY ISLAND - 2015 (Percentages)

	Jan-15	Feb-15	Mar-15	Apr-15	May-15	Jun-15	Jul-15	Aug-15	Sep-15	Oct-15	Nov-15	Dec-15	Q1	Q2	Q3	Q4	Jan-Dec
Mahe	50	51	49	50	51	52	50	51	52	49	51	52	50	51	51	51	51
Praslin	27	27	27	28	26	26	29	28	28	31	29	27	27	27	29	29	28
La Digue	9	9	11	11	10	10	10	9	10	9	10	10	10	10	10	10	10
Other Islands	13	13	13	12	12	12	11	11	10	11	10	11	13	12	11	11	12
TOTAL	100	100	100	100	100	100	100	100	100	100	100	100	100	100	100	100	100

Source: National Bureau of Statistics from hotel returns

Table 3a: BEDS AVAILABLE BY TYPE OF ACCOMMODATION - 2015 (Numbers)

	Jan-15	Feb-15	Mar-15	Apr-15	May-15	Jun-15	Jul-15	Aug-15	Sep-15	Oct-15	Nov-15	Dec-15	Q1	Q2	Q3	Q4	Jan-Dec
Hotels	162,998	147,224	162,998	157,740	162,998	157,740	169,198	169,198	163,740	171,058	165,540	171,058	473,220	478,478	502,136	507,656	1,961,490
Guest Houses	64,170	57,960	64,170	62,100	64,170	62,100	62,372	62,372	60,360	64,170	62,100	64,170	186,300	188,370	185,104	190,440	750,214
Self Catering	84,196	76,048	84,196	83,280	86,056	83,280	89,652	89,652	86,760	93,930	90,900	93,930	244,440	252,616	266,064	278,760	1,041,880
TOTAL	311,364	281,232	311,364	303,120	313,224	303,120	321,222	321,222	310,860	329,158	318,540	329,158	903,960	919,464	953,304	976,856	3,753,584

Source: National Bureau of Statistics from hotel returns

Table 3b: BEDS OCCUPIED BY TYPE OF ACCOMMODATION - 2015 (Numbers)

	Jan-15	Feb-15	Mar-15	Apr-15	May-15	Jun-15	Jul-15	Aug-15	Sep-15	Oct-15	Nov-15	Dec-15	Q1	Q2	Q3	Q4	Jan-Dec
Hotels	90,964	101,656	105,674	108,094	111,595	111,697	112,089	117,999	114,471	114,229	116,613	113,500	298,294	331,386	344,559	344,342	1,318,581
Guest House	33,837	35,629	37,571	38,449	38,509	38,504	37,760	39,275	37,295	39,101	39,172	38,013	107,037	115,462	114,331	116,286	453,116
Self Catering	32,547	33,970	29,940	32,860	32,698	30,748	43,888	44,244	41,076	42,147	42,874	38,776	96,457	96,307	129,209	123,797	445,770
TOTAL	157,349	171,255	173,185	179,403	182,803	180,949	193,737	201,518	192,843	195,477	198,659	190,289	501,789	543,155	588,098	584,425	2,217,467

Source: National Bureau of Statistics from hotel returns

Table 3c: BED OCCUPANCY BY TYPE OF ACCOMMODATION - 2015 (Percentages)

	Jan-15	Feb-15	Mar-15	Apr-15	May-15	Jun-15	Jul-15	Aug-15	Sep-15	Oct-15	Nov-15	Dec-15	Q1	Q2	Q3	Q4	Jan-Dec
Hotels	56	69	65	69	68	71	66	70	70	67	70	66	63	69	69	68	67
Guest House	53	61	59	62	60	62	61	63	62	61	63	59	57	61	62	61	60
Self Catering	39	45	36	39	38	37	49	49	47	45	47	41	39	38	49	44	43
TOTAL	51	61	56	59	58	60	60	63	62	59	62	58	56	59	62	60	59

Source: National Bureau of Statistics from hotel returns

Table 3d: DISTRIBUTION OF BED OCCUPANCY BY TYPE OF ACCOMMODATION - 2015 (Percentages)

	Jan-15	Feb-15	Mar-15	Apr-15	May-15	Jun-15	Jul-15	Aug-15	Sep-15	Oct-15	Nov-15	Dec-15	Q1	Q2	Q3	Q4	Jan-Dec
Hotels	58	59	61	60	61	62	58	59	59	58	59	60	59	61	59	59	59
Guest Houses	22	21	22	21	21	21	19	19	19	20	20	20	21	21	19	20	20
Self Catering	21	20	17	18	18	17	23	22	21	22	22	20	19	18	22	21	21
TOTAL	100	100	100	100	100	100	100	100	100	100	100	100	100	100	100	100	100

Source: National Bureau of Statistics from hotel returns

Table 4a: ROOMS AVAILABLE BY TYPE OF ACCOMMODATION AND ISLAND - 2015 (Numbers)

		Jan-15	Feb-15	Mar-15	Apr-15	May-15	Jun-15	Jul-15	Aug-15	Sep-15	Oct-15	Nov-15	Dec-15	Q1	Q2	Q3	Q4	Jan-Dec
Hotels	Mahe	45,570	41,160	45,570	44,100	45,570	44,100	48,670	48,670	47,100	48,670	47,100	48,670	132,300	133,770	144,440	144,440	554,950
	Praslin	19,344	17,472	19,344	18,720	19,344	18,720	19,344	19,344	18,720	20,274	19,620	20,274	56,160	56,784	57,408	60,168	230,520
	La Digue	4,464	4,032	4,464	4,320	4,464	4,320	4,464	4,464	4,320	4,464	4,320	4,464	12,960	13,104	13,248	13,248	52,560
	Other Islands	12,121	10,948	12,121	11,730	12,121	11,730	12,121	12,121	11,730	12,121	11,730	12,121	35,190	35,581	35,972	35,972	142,715
Guest Houses	Mahe	14,694	13,272	14,694	14,100	14,570	14,100	14,105	14,105	13,650	14,787	14,310	14,787	42,660	42,770	41,860	43,884	171,174
	Praslin	7,905	7,140	7,905	7,380	7,626	7,380	7,595	7,595	7,412	7,595	7,350	7,595	22,950	22,386	22,602	22,540	90,478
	La Digue	4,898	4,424	4,898	5,100	5,265	5,100	4,898	4,898	4,898	5,084	4,920	5,084	14,220	15,465	14,694	15,088	59,467
	Other Islands	4,588	4,144	4,588	4,588	4,736	4,588	4,588	4,588	4,588	4,619	4,470	4,619	13,320	13,912	13,764	13,708	54,704
Self Catering	Mahe	23,715	21,420	23,715	23,100	23,870	23,100	24,304	24,304	23,520	25,761	24,930	25,761	68,850	70,070	72,128	76,452	287,500
	Praslin	10,912	9,856	10,912	10,950	11,315	10,950	12,927	12,927	12,510	13,392	12,960	13,392	31,680	33,215	38,364	39,744	143,003
	La Digue	7,006	6,328	7,006	7,260	7,502	7,260	7,130	7,130	6,900	7,347	7,110	7,347	20,340	22,022	21,160	21,804	85,326
	Other Islands	465	420	465	630	651	630	465	465	450	465	450	465	1,350	1,911	1,380	1,380	6,021
TOTAL	155,682	140,616	155,682	151,978	157,034	151,978	160,611	160,611	155,798	164,579	159,270	164,579	451,980	460,990	477,020	488,428	1,878,418	

Source: National Bureau of Statistics from hotel returns

Table 4b: ROOMS OCCUPIED BY TYPE OF ACCOMMODATION AND ISLAND - 2015 (Numbers)

		Jan-15	Feb-15	Mar-15	Apr-15	May-15	Jun-15	Jul-15	Aug-15	Sep-15	Oct-15	Nov-15	Dec-15	Q1	Q2	Q3	Q4	Jan-Dec
Hotels	Mahe	23,314	27,812	29,014	31,457	30,453	30,741	30,776	31,071	31,850	32,275	32,527	31,785	80,140	92,651	93,697	96,587	363,075
	Praslin	10,996	11,031	12,133	13,728	13,027	12,539	12,799	13,582	12,821	13,952	14,131	13,015	34,160	39,294	39,202	41,098	153,754
	La Digue	2,345	2,368	3,624	3,713	3,720	3,625	3,625	3,625	3,625	3,625	3,625	3,625	8,337	11,058	10,875	10,875	41,145
	Other Islands	6,318	7,213	7,917	8,086	8,587	8,362	8,378	8,525	8,525	8,378	8,525	8,525	21,448	25,035	25,428	25,428	97,339
Guest Houses	Mahe	8,560	9,081	8,815	8,956	8,164	8,071	10,280	9,745	9,745	10,396	9,761	9,761	26,456	25,190	29,770	29,919	111,335
	Praslin	5,306	5,382	5,292	4,622	3,969	3,969	3,868	4,098	3,787	3,868	4,027	3,905	15,981	12,560	11,752	11,799	52,092
	La Digue	2,713	2,799	3,845	3,413	3,262	2,925	3,097	3,449	3,295	3,317	3,635	2,890	9,357	9,600	9,842	9,842	38,640
	Other Islands	2,007	1,967	1,983	1,899	1,953	1,985	2,531	2,462	2,417	2,065	2,072	2,083	5,957	5,837	7,410	6,220	25,424
Self Catering	Mahe	8,700	8,754	7,441	7,575	7,716	6,677	15,775	15,884	14,836	16,495	16,614	15,792	24,895	21,968	46,495	48,900	142,258
	Praslin	5,947	7,096	8,172	8,300	8,365	8,360	8,619	8,688	8,640	8,559	8,624	7,461	21,215	25,024	25,946	24,643	96,828
	La Digue	2,563	2,614	2,594	2,702	2,764	2,811	2,643	2,639	2,623	2,805	3,032	2,986	7,771	8,276	7,905	8,823	32,775
	Other Islands	405	413	413	420	405	428	420	405	428	420	405	428	1,230	1,253	1,253	1,253	4,988
TOTAL	79,174	86,530	91,242	94,870	92,383	90,492	102,810	104,173	102,592	106,154	106,978	102,255	256,946	277,745	309,575	315,387	1,159,653	

Source: National Bureau of Statistics from hotel returns

Table 4c: ROOMS OCCUPIED BY TYPE OF ACCOMMODATION AND ISLAND - 2015 (Percentages)

		Jan-15	Feb-15	Mar-15	Apr-15	May-15	Jun-15	Jul-15	Aug-15	Sep-15	Oct-15	Nov-15	Dec-15	Q1	Q2	Q3	Q4	Jan-Dec
Hotels	Mahe	51	68	64	71	67	70	63	64	68	66	69	65	61	69	65	67	65
	Praslin	57	63	63	73	67	67	66	70	68	69	72	64	61	69	68	68	67
	La Digue	53	59	81	86	83	84	81	81	84	81	84	81	64	84	82	82	78
	Other Islands	52	66	65	69	71	71	69	70	73	69	73	70	61	70	71	71	68
Guest Houses	Mahe	58	68	60	64	56	57	73	69	71	70	68	66	62	59	71	68	65
	Praslin	67	75	67	63	52	54	51	54	51	51	55	51	70	56	52	52	58
	La Digue	55	63	79	67	62	57	63	70	67	65	74	57	66	62	67	65	65
	Other Islands	44	47	43	41	41	43	55	54	53	45	46	45	45	42	54	45	46
Self Catering	Mahe	37	41	31	33	32	29	65	65	63	64	67	61	36	31	64	64	49
	Praslin	55	72	75	76	74	76	67	67	69	64	67	56	67	75	68	62	68
	La Digue	37	41	37	37	37	39	37	37	38	38	43	41	38	38	37	40	38
	Other Islands	87	98	89	67	62	68	90	87	95	90	90	92	91	66	91	91	83
TOTAL	51	62	59	62	59	60	64	65	66	65	67	62	57	60	65	65	62	

Source: National Bureau of Statistics from hotel returns

Table 4d: DISTRIBUTION OF ROOM OCCUPANCY BY TYPE OF ACCOMMODATION AND ISLAND - 2015 (Percentages)

		Jan-15	Feb-15	Mar-15	Apr-15	May-15	Jun-15	Jul-15	Aug-15	Sep-15	Oct-15	Nov-15	Dec-15	Q1	Q2	Q3	Q4	Jan-Dec
Hotels	Mahe	29	32	32	33	33	34	30	30	31	30	30	31	31	33	30	31	31
	Praslin	14	13	13	14	14	14	12	13	12	13	13	13	14	14	13	13	13
	La Digue	3	3	4	4	4	4	4	3	4	3	3	4	3	4	4	3	4
	Other Islands	8	8	9	9	9	9	8	8	8	8	8	8	8	9	8	8	8
Guest Houses	Mahe	11	10	10	9	9	9	4	9	9	10	9	10	10	9	10	9	10
	Praslin	7	6	6	5	4	4	3	4	4	4	4	4	6	5	4	4	4
	La Digue	3	3	4	4	4	3	2	3	3	3	3	3	4	3	3	3	3
	Other Islands	3	2	2	2	2	2	2	2	2	2	2	2	2	2	2	2	2
Self Catering	Mahe	11	10	8	8	8	7	15	15	14	16	16	15	10	8	15	16	12
	Praslin	8	8	9	9	9	9	8	8	8	8	8	7	8	9	8	8	8
	La Digue	3	3	3	3	3	3	3	3	3	3	3	3	3	3	3	3	3
	Other Islands	1	1	1	1	1	1	1	1	1	1	1	1	1	1	1	1	1
TOTAL	100	100	100	100	100	100	100	100	100	100	100	100	100	100	100	100	100	

Source: National Bureau of Statistics from hotel returns

Table 5a: ROOMS AVAILABLE BY ISLAND - 2015 (Numbers)

	Jan-15	Feb-15	Mar-15	Apr-15	May-15	Jun-15	Jul-15	Aug-15	Sep-15	Oct-15	Nov-15	Dec-15	Q1	Q2	Q3	Q4	Jan-Dec
Mahe	83,979	75,852	83,979	81,300	84,010	81,300	87,079	87,079	84,270	89,218	86,340	89,218	243,810	246,610	258,428	264,776	1,013,624
Praslin	38,161	34,468	38,161	37,050	38,285	37,050	39,866	39,866	38,642	41,261	39,930	41,261	110,790	112,385	118,374	122,452	464,001
La Digue	16,368	14,784	16,368	16,680	17,231	16,680	16,492	16,492	16,118	16,895	16,350	16,895	47,520	50,591	49,102	50,140	197,353
Other Islands	17,174	15,512	17,174	16,948	17,508	16,948	17,174	17,174	16,768	17,205	16,650	17,205	49,860	51,404	51,116	51,060	203,440
TOTAL	155,682	140,616	155,682	151,978	157,034	151,978	160,611	160,611	155,798	164,579	159,270	164,579	451,980	460,990	477,020	488,428	1,878,418

Source: National Bureau of Statistics from hotel returns

Table 5b: ROOMS OCCUPIED BY ISLAND - 2015 (Numbers)

	Jan-15	Feb-15	Mar-15	Apr-15	May-15	Jun-15	Jul-15	Aug-15	Sep-15	Oct-15	Nov-15	Dec-15	Q1	Q2	Q3	Q4	Jan-Dec
Mahe	40,574	45,647	45,270	47,987	46,333	45,489	56,831	56,700	56,431	59,166	58,902	57,338	131,491	139,809	169,962	175,406	616,667
Praslin	22,249	23,509	25,597	26,650	25,360	24,867	25,285	26,367	25,248	26,378	26,781	24,381	71,356	76,878	76,901	77,540	302,674
La Digue	7,621	7,781	10,063	9,828	9,746	9,361	9,366	9,713	9,543	9,747	10,292	9,501	25,465	28,934	28,622	29,540	112,561
Other Islands	8,730	9,593	10,313	10,405	10,945	10,775	11,329	11,392	11,370	10,863	11,002	11,036	28,635	32,125	34,091	32,901	127,751
TOTAL	79,174	86,530	91,242	94,870	92,383	90,492	102,810	104,173	102,592	106,154	106,978	102,255	256,946	277,745	309,575	315,387	1,159,653

Source: National Bureau of Statistics from hotel returns

Table 5c: ROOM OCCUPANCY BY ISLAND - 2015 (Percentages)

	Jan-15	Feb-15	Mar-15	Apr-15	May-15	Jun-15	Jul-15	Aug-15	Sep-15	Oct-15	Nov-15	Dec-15	Q1	Q2	Q3	Q4	Jan-Dec
Mahe	48	60	54	59	55	56	65	65	67	66	68	64	54	57	66	66	61
Praslin	58	68	67	72	66	67	63	66	65	64	67	59	64	68	65	63	65
La Digue	47	53	61	59	57	56	57	59	59	58	63	56	54	57	58	59	57
Other Islands	51	62	60	61	63	64	66	66	68	63	66	64	57	62	67	64	63
TOTAL	51	62	59	62	59	60	64	65	66	65	67	62	57	60	65	65	62

Source: National Bureau of Statistics from hotel returns

Table 5d: DISTRIBUTION OF ROOM OCCUPANCY BY ISLAND - 2015 (Percentages)

	Jan-15	Feb-15	Mar-15	Apr-15	May-15	Jun-15	Jul-15	Aug-15	Sep-15	Oct-15	Nov-15	Dec-15	Q1	Q2	Q3	Q4	Jan-Dec
Mahe	51	53	50	51	50	50	55	54	55	56	55	56	51	50	55	56	53
Praslin	28	27	28	28	27	27	25	25	25	25	25	24	28	28	25	25	26
La Digue	10	9	11	10	11	10	9	9	9	9	10	9	10	10	9	9	10
Other Islands	11	11	11	11	12	12	11	11	11	10	10	11	11	12	11	10	11
TOTAL	100	100	100	100	100	100	100	100	100	100	100	100	100	100	100	100	100

Source: National Bureau of Statistics from hotel returns

Table 6a: ROOMS AVAILABLE BY TYPE OF ACCOMMODATION - 2015 (Numbers)

	Jan-15	Feb-15	Mar-15	Apr-15	May-15	Jun-15	Jul-15	Aug-15	Sep-15	Oct-15	Nov-15	Dec-15	Q1	Q2	Q3	Q4	Jan-Dec
Hotels	81,499	73,612	81,499	78,870	81,499	78,870	84,599	84,599	81,870	85,529	82,770	85,529	236,610	239,239	251,068	253,828	980,745
Guest Houses	32,085	28,980	32,085	31,168	32,197	31,168	31,186	31,186	30,548	32,085	31,050	32,085	93,150	94,533	92,920	95,220	375,823
Self Catering	42,098	38,024	42,098	41,940	43,338	41,940	44,826	44,826	43,380	46,965	45,450	46,965	122,220	127,218	133,032	139,380	521,850
TOTAL	155,682	140,616	155,682	151,978	157,034	151,978	160,611	160,611	155,798	164,579	159,270	164,579	451,980	460,990	477,020	488,428	1,878,418

Source: National Bureau of Statistics from hotel returns

Table 6b: ROOMS OCCUPIED BY TYPE OF ACCOMMODATION - 2015 (Numbers)

	Jan-15	Feb-15	Mar-15	Apr-15	May-15	Jun-15	Jul-15	Aug-15	Sep-15	Oct-15	Nov-15	Dec-15	Q1	Q2	Q3	Q4	Jan-Dec
Hotels	42,973	48,424	52,688	56,984	55,787	55,267	55,578	56,803	56,821	58,230	58,808	56,950	144,085	168,038	169,202	173,988	655,313
Guest Houses	18,585	19,230	19,936	18,890	17,347	16,950	19,776	19,754	19,244	19,645	19,495	18,639	57,751	53,187	58,774	57,779	227,491
Self Catering	17,616	18,876	18,619	18,996	19,249	18,275	27,457	27,615	26,526	28,278	28,674	26,666	55,111	56,521	81,598	83,619	276,849
TOTAL	79,174	86,530	91,242	94,870	92,383	90,492	102,810	104,173	102,592	106,154	106,978	102,255	256,946	277,745	309,575	315,387	1,159,653

Source: National Bureau of Statistics from hotel returns

Table 6c: ROOM OCCUPANCY BY TYPE OF ACCOMMODATION - 2015 (Percentages)

	Jan-15	Feb-15	Mar-15	Apr-15	May-15	Jun-15	Jul-15	Aug-15	Sep-15	Oct-15	Nov-15	Dec-15	Q1	Q2	Q3	Q4	Jan-Dec
Hotels	53	66	65	72	68	70	66	67	69	68	71	67	61	70	67	69	67
Guest Houses	58	66	62	61	54	54	63	63	63	61	63	58	62	56	63	61	61
Self Catering	42	50	44	45	44	44	61	62	61	60	63	57	45	44	61	60	53
TOTAL	51	62	59	62	59	60	64	65	66	65	67	62	57	60	65	65	62

Source: National Bureau of Statistics from hotel returns

Table 6d: DISTRIBUTION OF ROOM OCCUPANCY BY ISLAND - 2015 (Percentages)

	Jan-15	Feb-15	Mar-15	Apr-15	May-15	Jun-15	Jul-15	Aug-15	Sep-15	Oct-15	Nov-15	Dec-15	Q1	Q2	Q3	Q4	Jan-Dec
Hotels	54	56	58	60	60	61	54	55	55	55	55	56	56	61	55	55	57
Guest Houses	23	22	22	20	19	19	19	19	19	19	18	18	22	19	19	18	20
Self Catering	22	22	20	20	21	20	27	27	26	27	27	26	21	20	26	27	24
TOTAL	100	100	100	100	100	100	100	100	100	100	100	100	100	100	100	100	100

Source: National Bureau of Statistics from hotel returns