



# National Bureau of Statistics

## STATISTICAL

# BULLETIN

Catalogue Number: Hotel Statistics 2015 /Q3

Released: 31<sup>st</sup> December 2015

### HOTEL STATISTICS

2015-Q3

During quarter three of 2015, licensed accommodation establishments sold 587,098 bed nights and 309,743 room nights. This represented an occupancy rate of (62%) for beds and (65%) for rooms. The highest bed occupancy rate for hotels was on Praslin (74%). For guest houses, the highest bed occupancy was also on Praslin (73%). Self-catering establishments on Other Islands recorded the highest bed occupancy, (94%).

#### CONTENTS

1. Introduction
2. Results and Highlights
3. Concepts, Sources and Methods
4. Next Release
5. Contact Us

#### TABLES

- 1(a) Beds Available by Type of Accommodation and Island (Numbers)
- 1(b) Beds Occupied by Type of Accommodation and Island (Numbers)
- 1(c) Beds Occupied by Type of Accommodation and Island (Percentages)
- 1(d) Distribution of Bed Occupancy by Type of Accommodation and Island (Percentages)
- 2(a)-2(d) Beds Available, Beds Occupied, Bed Occupancy and Distribution by Island
- 3(a)-3(d) Beds Available, Beds Occupied, Bed Occupancy and Distribution by Type of Accommodation
- 4(a) Rooms Available by Type of Accommodation and Island (Numbers)
- 4(b) Rooms Occupied by Type of Accommodation and Island (Numbers)
- 4(c) Rooms Occupied by Type of Accommodation and Island (Percentages)
- 4(d) Distribution of Room Occupancy by Type of Accommodation and Island (Percentages)
- 5(a)-5(d) Rooms Available, Rooms Occupied, Room Occupancy and Distribution by Island
- 6(a)-6(d) Rooms Available, Rooms Occupied, Room Occupancy and Distribution by Type of Accommodation

## National Bureau of Statistics

CARAVELLE HOUSE - MANGLIER STREET, P.O. BOX 206 - VICTORIA - MAHE - SEYCHELLES, Tel: +248 4611650 - Fax: +248 4225634/4225339  
E-mail: [ceo@nbs.gov.sc](mailto:ceo@nbs.gov.sc), [stats@nbs.gov.sc](mailto:stats@nbs.gov.sc) - Website: [www.nbs.gov.sc](http://www.nbs.gov.sc)

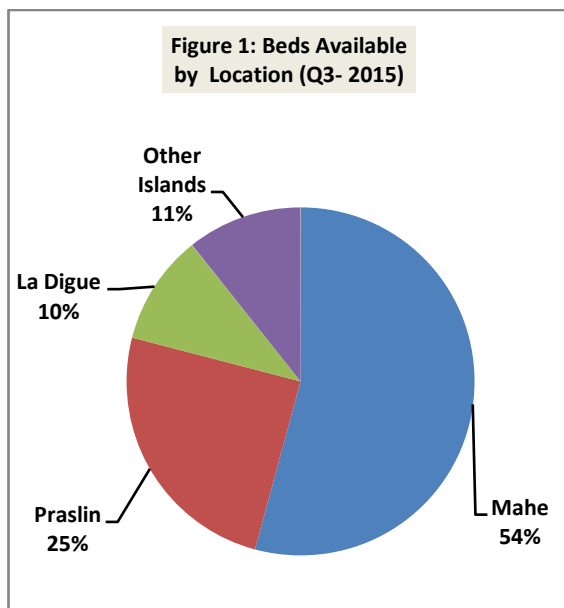
"Your stepping-stone for informed decisions"

## 1. INTRODUCTION

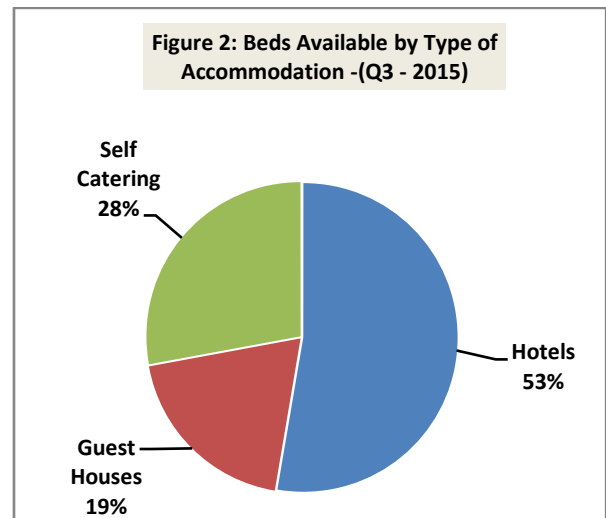
This issue of the bulletin presents monthly bed and room occupancy statistics for the period January to September 2015. The classification used for this presentation is based on the Recommendations of Tourism Statistics adopted by the World Tourism Organisation (UNWTO) Establishments are classified by Category of Hotels and by Islands.

## 2. RESULTS AND HIGHLIGHTS

There were 953,304 beds available in quarter three of 2015. Of these, 54% were on Mahe, 25% on Praslin, 11% on Other Islands and 10% on La Digue. (*Table 2a & Figure 1*).



A distribution of the number of available beds by type of accommodation shows that, 53% were in hotels, 19% in guest houses and 28% in self catering establishments. (*Table3a&Figure2*).



In quarter three of 2015, licensed accommodation establishments sold 587,098 bed nights and 309,743 room nights. This represents an occupancy rate of 62% for beds and 65% for rooms.

The highest bed occupancy rate for hotels was on Praslin (74%). The highest bed occupancy for guesthouses was on Praslin (73%) and the lowest was on Other Islands (49%). For self-catering establishments, the highest bed occupancy was on Other Islands (94%) and the lowest was on Mahe (41%). (*Table 1c*).

An analysis of the distribution of bed occupancy by island shows that of the total number of beds occupied in 2015, 51% were on Mahe, 28% on Praslin, 11% on other islands and 10% on La Digue. (*Table 2d*).

An analysis of the bed occupancy by type of accommodation shows that, of the total beds occupied in quarter three of 2015, 59% were in hotels, 22% in self-catering establishments and 19% in guesthouses. (*Table3d*).

**ROOMS AVAILABLE AND OCCUPANCY**  
**Q3, 2015**

Tables 4a to 6d provide the number of rooms available and occupancy rates by island and type of accommodation.

During quarter three of 2015, average room occupancy stood at 65%.

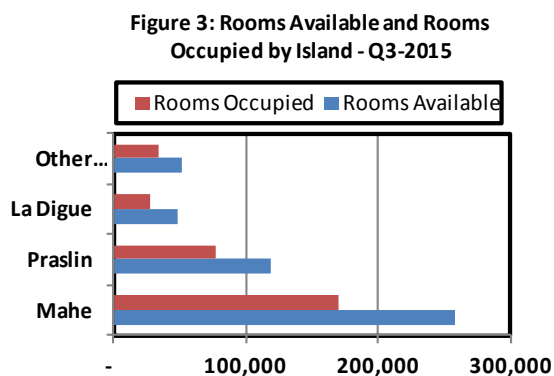
Of the total number of rooms sold by type of accommodation in quarter three of 2015, hotels recorded (67%) occupancy, guesthouses (63%) occupancy and self catering establishments at (61%).

(Table 6c).

Hotels on La Digue had the highest room occupancy in quarter three of 2015, (82%). In the category of guesthouses, Mahe had (71%) occupancy and for self catering establishments, Other Islands had the highest room occupancy (85%). (Table 4c).

An analysis of room occupancy by island shows that in quarter three of 2015, both Mahe and Other Islands had the highest room occupancy (66%) followed by Praslin (65%). (Table 5c)

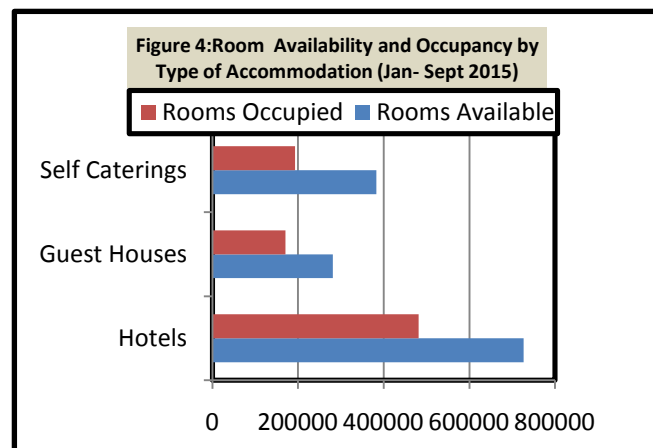
□



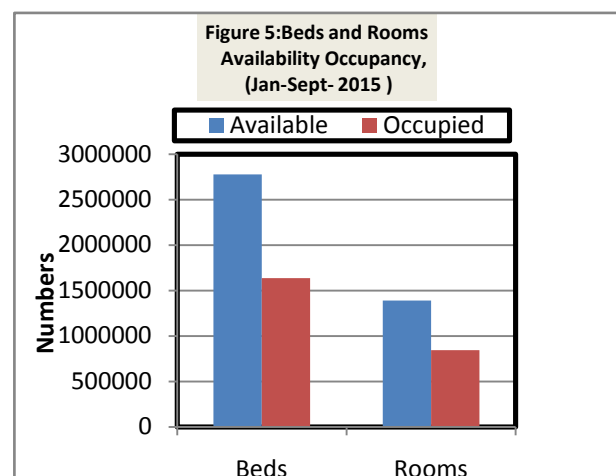
An analysis of the distribution of rooms sold in quarter three of 2015, shows that 55% were in hotels, 26% in self catering establishments and 19% in guest houses (Table 6d).

**JANUARY - SEPTEMBER**

A total of 1,638,013 bed nights and 844,875 room nights were sold during this period of 2015. During January - September of 2015, visitors occupied 575, 000 of bed nights sold.



The percentage occupancy rates to date have been 59% for beds and 61% for rooms.



### 3. CONCEPTS SOURCES AND METHODS

The computation of bed and room occupancy statistics is based on information collected from a monthly sample accommodation services survey (MASS) of licensed accommodation establishments. The updated list of the tourism establishments is obtained periodically from the Seychelles Tourism Board (STB) and the accommodation establishments are grouped by island and categorised by type (hotels, guest houses and self caterings). The classification by Type is based on a customised version of the UN ISIC Rev 4.

### 4. NEXT RELEASE

The next issue of the Bulletin will be released on 31st March 2016.

### 5. CONTACT US

For more information regarding this publication please contact Laurenia Pouponneau on Tel: + (248) 4 611 671 / Fax: + (248) 4 225 634 or email: [stats@nbs.gov.sc](mailto:stats@nbs.gov.sc)

Table 1a: BEDS AVAILABLE BY TYPE OF ACCOMMODATION AND ISLAND - 2015 (Numbers)

		Jan-15	Feb-15	Mar-15	Apr-15	May-15	Jun-15	Jul-15	Aug-15	Sep-15	Q1	Q2	Q3	Jan-Sep
Hotels	Mahe	91,140	82,320	91,140	88,200	91,140	88,200	97,340	97,340	94,200	264,600	267,540	288,880	821,020
	Praslin	38,688	34,944	38,688	37,440	38,688	37,440	38,688	38,688	37,440	112,320	113,568	114,816	340,704
	La Digue	8,928	8,064	8,928	8,640	8,928	8,640	8,928	8,928	8,640	25,920	26,208	26,496	78,624
	Other Islands	24,242	21,896	24,242	23,460	24,242	23,460	24,242	24,242	23,460	70,380	71,162	71,944	213,486
Guest Houses	Mahe	29,388	26,544	29,388	28,440	29,388	28,440	28,210	28,210	27,300	85,320	86,268	83,720	255,308
	Praslin	15,810	14,280	15,810	15,300	15,810	15,300	15,190	15,190	14,700	45,900	46,410	45,080	137,390
	La Digue	9,796	8,848	9,796	9,480	9,796	9,480	9,796	9,796	9,480	28,440	28,756	29,072	86,268
	Other Islands	9,176	8,288	9,176	8,880	9,176	8,880	9,176	9,176	8,880	26,640	26,936	27,232	80,808
Self Catering	Mahe	47,430	42,840	47,430	45,900	47,430	45,900	48,608	48,608	47,040	137,700	139,230	144,256	421,186
	Praslin	21,824	19,712	21,824	22,800	23,560	22,800	25,854	25,854	25,020	63,360	69,160	76,728	209,248
	La Digue	14,012	12,656	14,012	13,680	14,136	13,680	14,260	14,260	13,800	40,680	41,496	42,320	124,496
	Other Islands	930	840	930	900	930	900	930	930	900	2,700	2,730	2,760	8,190
<b>TOTAL</b>	<b>311,364</b>	<b>281,232</b>	<b>311,364</b>	<b>303,120</b>	<b>313,224</b>	<b>303,120</b>	<b>321,222</b>	<b>321,222</b>	<b>310,860</b>	<b>903,960</b>	<b>919,464</b>	<b>953,304</b>	<b>2,776,728</b>	

Source: National Bureau of Statistics from hotel returns

Table 1b: BEDS OCCUPIED BY TYPE OF ACCOMMODATION AND ISLAND - 2015 (Numbers)

		Jan-15	Feb-15	Mar-15	Apr-15	May-15	Jun-15	Jul-15	Aug-15	Sep-15	Q1	Q2	Q3	Jan-Sep
Hotels	Mahe	47,737	55,517	55,786	59,005	63,300	65,752	61,001	65,327	65,181	159,040	188,057	191,509	538,606
	Praslin	25,107	25,396	27,043	27,428	25,337	24,344	29,374	28,634	27,276	77,546	77,109	85,284	239,939
	La Digue	5,136	5,905	6,593	6,271	6,281	6,293	6,271	6,281	6,293	17,634	18,845	18,845	55,324
	Other Islands	15,643	16,853	18,282	15,390	16,677	15,308	15,437	17,176	15,308	50,778	47,375	47,921	146,074
Guest Houses	Mahe	16,145	17,482	16,406	15,719	15,706	15,715	16,387	16,617	16,414	50,033	47,140	49,418	146,590
	Praslin	8,888	9,564	10,379	10,947	10,923	11,096	11,020	11,240	10,732	28,831	32,966	32,992	94,788
	La Digue	3,841	3,947	6,291	6,915	7,104	7,135	5,744	6,541	6,371	14,079	21,154	18,655	53,889
	Other Islands	4,342	4,015	4,071	5,018	5,070	5,048	4,610	4,878	3,778	12,428	15,136	13,266	40,830
Self Catering	Mahe	14,902	14,257	12,426	14,860	14,801	13,296	20,382	20,774	17,728	41,585	42,957	58,884	143,427
	Praslin	11,904	13,515	11,049	11,461	11,528	11,435	16,201	16,294	16,301	36,468	34,423	48,795	119,686
	La Digue	4,930	5,403	5,618	5,677	5,523	5,162	6,435	6,314	6,193	15,951	16,362	18,942	51,255
	Other Islands	810	795	848	863	848	855	870	863	855	2,453	2,565	2,588	7,605
<b>TOTAL</b>	<b>159,387</b>	<b>172,648</b>	<b>174,791</b>	<b>179,553</b>	<b>183,097</b>	<b>181,439</b>	<b>193,731</b>	<b>200,937</b>	<b>192,430</b>	<b>506,826</b>	<b>544,089</b>	<b>587,098</b>	<b>1,638,013</b>	

Source: National Bureau of Statistics from hotel returns

Table 1c BEDS OCCUPIED BY TYPE OF ACCOMMODATION AND ISLAND - 2015 (Percentages)

		Jan-15	Feb-15	Mar-15	Apr-15	May-15	Jun-15	Jul-15	Aug-15	Sep-15	Q1	Q2	Q3	Jan-Sep
Hotels	Mahe	52	67	61	67	69	75	63	67	69	60	70	66	66
	Praslin	65	73	70	73	65	65	76	74	73	69	68	74	70
	La Digue	58	73	74	73	70	73	70	70	73	68	72	71	70
	Other Islands	65	77	75	66	69	65	64	71	65	72	67	67	68
Guest Houses	Mahe	55	66	56	55	53	55	58	59	60	59	55	59	57
	Praslin	56	67	66	72	69	73	73	74	73	63	71	73	69
	La Digue	39	45	64	73	73	75	59	67	67	50	74	64	62
	Other Islands	47	48	44	57	55	57	50	53	43	47	56	49	51
Self Catering	Mahe	31	33	26	32	31	29	42	43	38	30	31	41	34
	Praslin	55	69	51	50	49	50	63	63	65	58	50	64	57
	La Digue	35	43	40	41	39	38	45	44	45	39	39	45	41
	Other Islands	87	95	91	96	91	95	94	93	95	91	94	94	93
<b>TOTAL</b>		<b>51</b>	<b>61</b>	<b>56</b>	<b>59</b>	<b>58</b>	<b>60</b>	<b>60</b>	<b>63</b>	<b>62</b>	<b>56</b>	<b>59</b>	<b>62</b>	<b>59</b>

Source: National Bureau of Statistics from hotel returns

Table 1d DISTRIBUTION OF BED OCCUPANCY BY TYPE OF ACCOMMODATION AND ISLAND - 2015 (Percentages)

		Jan-15	Feb-15	Mar-15	Apr-15	May-15	Jun-15	Jul-15	Aug-15	Sep-15	Q1	Q2	Q3	Jan-Sep
Hotels	Mahe	30	32	32	32	34	36	31	33	34	31	35	33	33
	Praslin	16	15	15	15	14	13	15	14	14	15	14	15	15
	La Digue	3	3	4	3	3	3	3	3	3	3	3	3	3
	Other Islands	10	10	10	9	9	8	8	9	8	10	9	8	9
Guest Houses	Mahe	10	10	9	9	9	9	8	8	9	10	9	8	9
	Praslin	6	6	6	6	6	6	6	6	6	6	6	6	6
	La Digue	2	2	4	4	4	4	3	3	3	3	4	3	3
	Other Islands	3	2	2	3	3	3	2	2	2	2	3	2	2
Self Catering	Mahe	9	8	7	8	8	7	11	10	9	8	8	10	9
	Praslin	7	8	6	6	6	6	8	8	8	7	6	8	7
	La Digue	3	3	3	3	3	3	3	3	3	3	3	3	3
		1	1	1	1	1	1	1	1	1	1	1	1	1
<b>TOTAL</b>		<b>100</b>	<b>100</b>	<b>100</b>	<b>100</b>	<b>100</b>	<b>100</b>	<b>100</b>	<b>100</b>	<b>100</b>	<b>100</b>	<b>100</b>	<b>100</b>	<b>100</b>

Source: National Bureau of Statistics from hotel returns

Table 2a: BEDS AVAILABLE BY ISLAND - 2015 (Numbers)

	Jan-15	Feb-15	Mar-15	Apr-15	May-15	Jun-15	Jul-15	Aug-15	Sep-15	Q1	Q2	Q3	Jan-Sep
Mahe	167,958	151,704	167,958	162,540	167,958	162,540	174,158	174,158	168,540	487,620	493,038	516,856	1,497,514
Praslin	76,322	68,936	76,322	75,540	78,058	75,540	79,732	79,732	77,160	221,580	229,138	236,624	687,342
La Digue	32,736	29,568	32,736	31,800	32,860	31,800	32,984	32,984	31,920	95,040	96,460	97,888	289,388
Other Islands	34,348	31,024	34,348	33,240	34,348	33,240	34,348	34,348	33,240	99,720	100,828	101,936	302,484
<b>TOTAL</b>	<b>311,364</b>	<b>281,232</b>	<b>311,364</b>	<b>303,120</b>	<b>313,224</b>	<b>303,120</b>	<b>321,222</b>	<b>321,222</b>	<b>310,860</b>	<b>903,960</b>	<b>919,464</b>	<b>953,304</b>	<b>2,776,728</b>

Source: National Bureau of Statistics from hotel returns

Table 2b: BEDS OCCUPIED BY ISLAND - 2015 (Numbers)

	Jan-15	Feb-15	Mar-15	Apr-15	May-15	Jun-15	Jul-15	Aug-15	Sep-15	Q1	Q2	Q3	Jan-Sep
Mahe	78,784	87,256	84,618	89,584	93,807	94,763	97,770	102,717	99,324	250,658	278,154	299,811	828,622
Praslin	45,900	48,475	48,470	49,835	47,788	46,875	56,594	56,167	54,309	142,845	144,498	167,070	454,413
La Digue	13,908	15,255	18,502	18,863	18,908	18,590	18,450	19,136	18,856	47,665	56,361	56,443	160,468
Other Islands	20,795	21,663	23,201	21,271	22,595	21,211	20,917	22,917	19,941	65,659	65,076	63,775	194,509
<b>TOTAL</b>	<b>159,387</b>	<b>172,648</b>	<b>174,791</b>	<b>179,553</b>	<b>183,097</b>	<b>181,439</b>	<b>193,731</b>	<b>200,937</b>	<b>192,430</b>	<b>506,826</b>	<b>544,089</b>	<b>587,098</b>	<b>1,638,013</b>

Source: National Bureau of Statistics from hotel returns

Table 2c: BED OCCUPANCY BY ISLAND - 2015 (Percentages)

	Jan-15	Feb-15	Mar-15	Apr-15	May-15	Jun-15	Jul-15	Aug-15	Sep-15	Q1	Q2	Q3	Jan-Sep
Mahe	46	57	50	55	56	58	56	59	59	51	56	58	55
Praslin	61	71	64	66	61	62	71	70	70	64	63	71	66
La Digue	44	54	58	59	58	58	56	58	59	50	58	58	55
Other Islands	61	71	68	64	66	64	61	67	60	66	65	63	64
<b>TOTAL</b>	<b>51</b>	<b>62</b>	<b>56</b>	<b>59</b>	<b>58</b>	<b>60</b>	<b>60</b>	<b>63</b>	<b>62</b>	<b>56</b>	<b>59</b>	<b>62</b>	<b>59</b>

Source: National Bureau of Statistics from hotel returns

Table 2d: DISTRIBUTION OF BED OCCUPANCY BY ISLAND - 2015 (Percentages)

	Jan-15	Feb-15	Mar-15	Apr-15	May-15	Jun-15	Jul-15	Aug-15	Sep-15	Q1	Q2	Q3	Jan-Sep
Mahe	49	51	48	50	51	52	50	51	52	49	51	51	51
Praslin	29	28	28	28	26	26	29	28	28	28	27	28	28
La Digue	9	9	11	11	10	10	10	10	10	9	10	10	10
Other Islands	13	13	13	12	12	12	11	11	10	13	12	11	12
<b>TOTAL</b>	<b>100</b>	<b>100</b>	<b>100</b>	<b>100</b>	<b>100</b>	<b>100</b>	<b>100</b>	<b>100</b>	<b>100</b>	<b>100</b>	<b>100</b>	<b>100</b>	<b>100</b>

Source: National Bureau of Statistics from hotel returns

Table 3a: BEDS AVAILABLE BY TYPE OF ACCOMMODATION - 2015 (Numbers)

	Jan-15	Feb-15	Mar-15	Apr-15	May-15	Jun-15	Jul-15	Aug-15	Sep-15	Q1	Q2	Q3	Jan-Sep
Hotels	162,998	147,224	162,998	157,740	162,998	157,740	169,198	169,198	163,740	473,220	478,478	502,136	1,453,834
Guest Houses	64,170	57,960	64,170	62,100	64,170	62,100	62,372	62,372	60,360	186,300	188,370	185,104	559,774
Self Catering	84,196	76,048	84,196	83,280	86,056	83,280	89,652	89,652	86,760	244,440	252,616	266,064	763,120
<b>TOTAL</b>	<b>311,364</b>	<b>281,232</b>	<b>311,364</b>	<b>303,120</b>	<b>313,224</b>	<b>303,120</b>	<b>321,222</b>	<b>321,222</b>	<b>310,860</b>	<b>903,960</b>	<b>919,464</b>	<b>953,304</b>	<b>2,776,728</b>

Source: National Bureau of Statistics from hotel returns

Table 3b: BEDS OCCUPIED BY TYPE OF ACCOMMODATION - 2015 (Numbers)

	Jan-15	Feb-15	Mar-15	Apr-15	May-15	Jun-15	Jul-15	Aug-15	Sep-15	Q1	Q2	Q3	Jan-Sep
Hotels	93,623	103,671	107,704	108,094	111,595	111,697	112,083	117,418	114,058	304,998	331,386	343,559	979,943
Guest House	33,216	35,007	37,147	38,599	38,803	38,994	37,760	39,275	37,295	105,370	116,396	114,331	336,097
Self Catering	32,547	33,970	29,940	32,860	32,698	30,748	43,888	44,244	41,076	96,457	96,307	129,209	321,973
<b>TOTAL</b>	<b>159,387</b>	<b>172,648</b>	<b>174,791</b>	<b>179,553</b>	<b>183,097</b>	<b>181,439</b>	<b>193,731</b>	<b>200,937</b>	<b>192,430</b>	<b>506,826</b>	<b>544,089</b>	<b>587,098</b>	<b>1,638,013</b>

Source: National Bureau of Statistics from hotel returns

Table 3c: BED OCCUPANCY BY TYPE OF ACCOMMODATION - 2015 (Percentages)

	Jan-15	Feb-15	Mar-15	Apr-15	May-15	Jun-15	Jul-15	Aug-15	Sep-15	Q1	Q2	Q3	Jan-Sep
Hotels	57	70	66	69	68	71	66	69	70	64	69	68	67
Guest House	52	60	58	62	60	63	61	63	62	57	62	62	60
Self Catering	39	45	36	39	38	37	49	49	47	39	38	49	42
<b>TOTAL</b>	<b>51</b>	<b>61</b>	<b>56</b>	<b>59</b>	<b>58</b>	<b>60</b>	<b>60</b>	<b>63</b>	<b>62</b>	<b>56</b>	<b>59</b>	<b>62</b>	<b>59</b>

Source: National Bureau of Statistics from hotel returns

Table 3d: DISTRIBUTION OF BED OCCUPANCY BY TYPE OF ACCOMMODATION - 2015 (Percentages)

	Jan-15	Feb-15	Mar-15	Apr-15	May-15	Jun-15	Jul-15	Aug-15	Sep-15	Q1	Q2	Q3	Jan-Sep
Hotels	59	60	62	60	61	62	58	58	59	60	61	59	60
Guest Houses	21	20	21	21	21	21	19	20	19	21	21	19	21
Self Catering	20	20	17	18	18	17	23	22	21	19	18	22	20
<b>TOTAL</b>	<b>100</b>	<b>100</b>	<b>100</b>	<b>100</b>	<b>100</b>	<b>100</b>	<b>100</b>	<b>100</b>	<b>100</b>	<b>100</b>	<b>100</b>	<b>100</b>	<b>100</b>

Source: National Bureau of Statistics from hotel returns



Table 4a: ROOMS AVAILABLE BY TYPE OF ACCOMMODATION AND ISLAND - 2015 (Numbers)

		Jan-15	Feb-15	Mar-15	Apr-15	May-15	Jun-15	Jul-15	Aug-15	Sep-15	Q1	Q2	Q3	Jan-Sep
Hotels	Mahe	45,570	41,160	45,570	44,100	45,570	44,100	48,670	48,670	47,100	132,300	133,770	144,440	410,510
	Praslin	19,344	17,472	19,344	18,720	19,344	18,720	19,344	19,344	18,720	56,160	56,784	57,408	170,352
	La Digue	4,464	4,032	4,464	4,320	4,464	4,320	4,464	4,464	4,320	12,960	13,104	13,248	39,312
	Other Islands	12,121	10,948	12,121	11,730	12,121	11,730	12,121	12,121	11,730	35,190	35,581	35,972	106,743
Guest Houses	Mahe	14,694	13,272	14,694	14,100	14,570	14,100	14,105	14,105	13,650	42,660	42,770	41,860	127,290
	Praslin	7,905	7,140	7,905	7,380	7,626	7,380	7,595	7,657	7,412	22,950	22,386	22,664	68,000
	La Digue	4,898	4,424	4,898	5,100	5,265	5,100	4,898	5,056	4,898	14,220	15,465	14,852	44,537
	Other Islands	4,588	4,144	4,588	4,588	4,736	4,588	4,588	4,736	4,588	13,320	13,912	13,912	41,144
Self Catering	Mahe	23,715	21,420	23,715	23,100	23,870	23,100	24,304	24,304	23,520	68,850	70,070	72,128	211,048
	Praslin	10,912	9,856	10,912	10,950	11,315	10,950	12,927	12,927	12,510	31,680	33,215	38,364	103,259
	La Digue	7,006	6,328	7,006	7,260	7,502	7,260	7,130	7,130	6,900	20,340	22,022	21,160	63,522
	Other Islands	465	420	465	630	651	630	465	465	450	1,350	1,911	1,380	4,641
<b>TOTAL</b>		<b>155,682</b>	<b>140,616</b>	<b>155,682</b>	<b>151,978</b>	<b>157,034</b>	<b>151,978</b>	<b>160,611</b>	<b>160,979</b>	<b>155,798</b>	<b>451,980</b>	<b>460,990</b>	<b>477,388</b>	<b>1,390,358</b>

Source: National Bureau of Statistics from hotel returns

Table 4b: ROOMS OCCUPIED BY TYPE OF ACCOMMODATION AND ISLAND - 2015 (Numbers)

		Jan-15	Feb-15	Mar-15	Apr-15	May-15	Jun-15	Jul-15	Aug-15	Sep-15	Q1	Q2	Q3	Jan-Sep
Hotels	Mahe	23,314	27,812	29,014	31,457	30,453	30,741	30,776	31,071	31,850	80,140	92,651	93,697	266,488
	Praslin	10,996	11,031	12,133	13,728	13,027	12,539	13,021	13,509	12,821	34,160	39,294	39,351	112,805
	La Digue	2,345	2,368	3,624	3,713	3,720	3,625	3,625	3,625	3,625	8,337	11,058	10,875	30,270
	Other Islands	6,318	7,213	7,917	8,086	8,587	8,362	8,378	8,525	8,525	21,448	25,035	25,428	71,911
Guest Houses	Mahe	8,560	9,081	8,815	9,014	8,309	8,309	10,280	9,745	9,745	26,456	25,631	29,770	81,857
	Praslin	5,306	5,382	5,292	4,622	3,969	3,969	3,868	4,098	3,787	15,981	12,560	11,752	40,293
	La Digue	2,713	2,799	3,845	3,413	3,262	2,925	3,097	3,449	3,295	9,356	9,600	9,842	28,798
	Other Islands	2,007	1,967	1,983	1,899	1,953	1,985	2,531	2,462	2,417	5,957	5,837	7,410	19,204
Self Catering	Mahe	8,700	8,754	7,441	7,575	7,716	6,677	15,823	15,932	14,842	24,895	21,968	46,597	93,460
	Praslin	5,947	7,096	8,172	8,300	8,365	8,360	8,619	8,688	8,640	21,215	25,024	25,946	72,185
	La Digue	2,563	2,614	2,594	2,702	2,764	2,811	2,643	2,639	2,623	7,771	8,276	7,905	23,952
	Other Islands	405	413	413	420	405	428	398	383	390	1,230	1,253	1,170	3,653
<b>TOTAL</b>		<b>79,174</b>	<b>86,530</b>	<b>91,242</b>	<b>94,928</b>	<b>92,528</b>	<b>90,730</b>	<b>103,058</b>	<b>104,125</b>	<b>102,560</b>	<b>256,946</b>	<b>278,186</b>	<b>309,743</b>	<b>844,875</b>

Source: National Bureau of Statistics from hotel returns

Table 4c: ROOMS OCCUPIED BY TYPE OF ACCOMMODATION AND ISLAND - 2015 (Percentages)

		Jan-15	Feb-15	Mar-15	Apr-15	May-15	Jun-15	Jul-15	Aug-15	Sep-15	Q1	Q2	Q3	Jan-Sep
Hotels	Mahe	51	68	64	71	67	70	63	64	68	61	69	65	65
	Praslin	57	63	63	73	67	67	67	70	68	61	69	69	66
	La Digue	53	59	81	86	83	84	81	81	84	64	84	82	77
	Other Islands	52	66	65	69	71	71	69	70	73	61	70	71	67
Guest Houses	Mahe	58	68	60	64	57	59	73	69	71	62	60	71	64
	Praslin	67	75	67	63	52	54	51	54	51	70	56	52	59
	La Digue	55	63	79	67	62	57	63	68	67	66	62	66	65
	Other Islands	44	47	43	41	41	43	55	52	53	45	42	53	47
Self Catering	Mahe	37	41	31	33	32	29	65	66	63	36	31	65	44
	Praslin	55	72	75	76	74	76	67	67	69	67	75	68	70
	La Digue	37	41	37	37	37	39	37	37	38	38	38	37	38
	Other Islands	87	98	89	67	62	68	85	82	87	91	66	85	79
<b>TOTAL</b>	<b>51</b>	<b>62</b>	<b>59</b>	<b>62</b>	<b>59</b>	<b>60</b>	<b>64</b>	<b>65</b>	<b>66</b>	<b>57</b>	<b>60</b>	<b>65</b>	<b>61</b>	

Source: National Bureau of Statistics from hotel returns

Table 4d: DISTRIBUTION OF ROOM OCCUPANCY BY TYPE OF ACCOMMODATION AND ISLAND - 2015 (Percentages)

		Jan-15	Feb-15	Mar-15	Apr-15	May-15	Jun-15	Jul-15	Aug-15	Sep-15	Q1	Q2	Q3	Jan-Sep
Hotels	Mahe	29	32	32	33	33	34	30	30	31	31	33	30	32
	Praslin	14	13	13	14	14	14	13	13	13	14	14	13	13
	La Digue	3	3	4	4	4	4	4	3	4	3	4	4	4
	Other Islands	8	8	9	9	9	9	8	8	8	8	9	8	9
Guest Houses	Mahe	11	10	10	9	9	9	4	9	10	10	9	10	10
	Praslin	7	6	6	5	4	4	3	4	4	6	5	4	5
	La Digue	3	3	4	4	4	3	2	3	3	4	3	3	3
	Other Islands	3	2	2	2	2	2	2	2	2	2	2	2	2
Self Catering	Mahe	11	10	8	8	8	7	15	15	14	10	8	15	11
	Praslin	8	8	9	9	9	9	8	8	8	8	9	8	9
	La Digue	3	3	3	3	3	3	3	3	3	3	3	3	3
	Other Islands	1	1	1	1	1	1	1	1	1	1	1	1	1
<b>TOTAL</b>	<b>100</b>	<b>100</b>	<b>100</b>	<b>100</b>	<b>100</b>	<b>100</b>	<b>100</b>	<b>100</b>	<b>100</b>	<b>100</b>	<b>100</b>	<b>100</b>	<b>100</b>	

Source: National Bureau of Statistics from hotel returns

Table 5a: ROOMS AVAILABLE BY ISLAND - 2015 (Numbers)

	Jan-15	Feb-15	Mar-15	Apr-15	May-15	Jun-15	Jul-15	Aug-15	Sep-15	Q1	Q2	Q3	Jan-Sep
Mahe	83,979	75,852	83,979	81,300	84,010	81,300	87,079	87,079	84,270	243,810	246,610	258,428	748,848
Praslin	38,161	34,468	38,161	37,050	38,285	37,050	39,866	39,928	38,642	110,790	112,385	118,436	341,611
La Digue	16,368	14,784	16,368	16,680	17,231	16,680	16,492	16,650	16,118	47,520	50,591	49,260	147,371
Other Islands	17,174	15,512	17,174	16,948	17,508	16,948	17,174	17,322	16,768	49,860	51,404	51,264	152,528
<b>TOTAL</b>	<b>155,682</b>	<b>140,616</b>	<b>155,682</b>	<b>151,978</b>	<b>157,034</b>	<b>151,978</b>	<b>160,611</b>	<b>160,979</b>	<b>155,798</b>	<b>451,980</b>	<b>460,990</b>	<b>477,388</b>	<b>1,390,358</b>

Source: National Bureau of Statistics from hotel returns

Table 5b: ROOMS OCCUPIED BY ISLAND - 2015 (Numbers)

	Jan-15	Feb-15	Mar-15	Apr-15	May-15	Jun-15	Jul-15	Aug-15	Sep-15	Q1	Q2	Q3	Jan-Sep
Mahe	40,574	45,647	45,270	48,045	46,478	45,727	56,879	56,748	56,437	131,491	140,250	170,064	441,804
Praslin	22,249	23,509	25,597	26,650	25,360	24,867	25,507	26,294	25,248	71,356	76,878	77,050	225,283
La Digue	7,621	7,781	10,063	9,828	9,746	9,361	9,366	9,713	9,543	25,465	28,934	28,622	83,021
Other Islands	8,730	9,593	10,313	10,405	10,945	10,775	11,307	11,370	11,332	28,635	32,125	34,008	94,768
<b>TOTAL</b>	<b>79,174</b>	<b>86,530</b>	<b>91,242</b>	<b>94,928</b>	<b>92,528</b>	<b>90,730</b>	<b>103,058</b>	<b>104,125</b>	<b>102,560</b>	<b>256,946</b>	<b>278,186</b>	<b>309,743</b>	<b>844,875</b>

Source: National Bureau of Statistics from hotel returns

Table 5c: ROOM OCCUPANCY BY ISLAND - 2015 (Percentages)

	Jan-15	Feb-15	Mar-15	Apr-15	May-15	Jun-15	Jul-15	Aug-15	Sep-15	Q1	Q2	Q3	Jan-Sep
Mahe	48	60	54	59	55	56	65	65	67	54	57	66	59
Praslin	58	68	67	72	66	67	64	66	65	64	68	65	66
La Digue	47	53	61	59	57	56	57	58	59	54	57	58	56
Other Islands	51	62	60	61	63	64	66	66	68	57	62	66	62
<b>TOTAL</b>	<b>51</b>	<b>62</b>	<b>59</b>	<b>62</b>	<b>59</b>	<b>60</b>	<b>64</b>	<b>65</b>	<b>66</b>	<b>57</b>	<b>60</b>	<b>65</b>	<b>61</b>

Source: National Bureau of Statistics from hotel returns

Table 5d: DISTRIBUTION OF ROOM OCCUPANCY BY ISLAND - 2015 (Percentages)

	Jan-15	Feb-15	Mar-15	Apr-15	May-15	Jun-15	Jul-15	Aug-15	Sep-15	Q1	Q2	Q3	Jan-Sep
Mahe	51	53	50	51	50	50	55	55	55	51	50	55	52
Praslin	28	27	28	28	27	27	25	25	25	28	28	25	27
La Digue	10	9	11	10	11	10	9	9	9	10	10	9	10
Other Islands	11	11	11	11	12	12	11	11	11	11	12	11	11
<b>TOTAL</b>	<b>100</b>	<b>100</b>	<b>100</b>	<b>100</b>	<b>100</b>	<b>100</b>	<b>100</b>	<b>100</b>	<b>100</b>	<b>100</b>	<b>100</b>	<b>100</b>	<b>100</b>

Source: National Bureau of Statistics from hotel returns

Table 6a: ROOMS AVAILABLE BY TYPE OF ACCOMMODATION - 2015 (Numbers)

	Jan-15	Feb-15	Mar-15	Apr-15	May-15	Jun-15	Jul-15	Aug-15	Sep-15	Q1	Q2	Q3	Jan-Sep
Hotels	81,499	73,612	81,499	78,870	81,499	78,870	84,599	84,599	81,870	236,610	239,239	251,068	726,917
Guest Houses	32,085	28,980	32,085	31,168	32,197	31,168	31,186	31,554	30,548	93,150	94,533	93,288	280,971
Self Catering	42,098	38,024	42,098	41,940	43,338	41,940	44,826	44,826	43,380	122,220	127,218	133,032	382,470
<b>TOTAL</b>	<b>155,682</b>	<b>140,616</b>	<b>155,682</b>	<b>151,978</b>	<b>157,034</b>	<b>151,978</b>	<b>160,611</b>	<b>160,979</b>	<b>155,798</b>	<b>451,980</b>	<b>460,990</b>	<b>477,388</b>	<b>1,390,358</b>

Source: National Bureau of Statistics from hotel returns

Table 6b: ROOMS OCCUPIED BY TYPE OF ACCOMMODATION - 2015 (Numbers)

	Jan-15	Feb-15	Mar-15	Apr-15	May-15	Jun-15	Jul-15	Aug-15	Sep-15	Q1	Q2	Q3	Jan-Sep
Hotels	42,973	48,424	52,688	56,984	55,787	55,267	55,800	56,730	56,821	144,085	168,038	169,351	481,474
Guest Houses	18,585	19,230	19,936	18,948	17,492	17,188	19,776	19,754	19,244	57,751	53,628	58,774	170,153
Self Catering	17,616	18,876	18,619	18,996	19,249	18,275	27,482	27,641	26,495	55,111	56,521	81,618	193,249
<b>TOTAL</b>	<b>79,174</b>	<b>86,530</b>	<b>91,242</b>	<b>94,928</b>	<b>92,528</b>	<b>90,730</b>	<b>103,058</b>	<b>104,125</b>	<b>102,560</b>	<b>256,946</b>	<b>278,186</b>	<b>309,743</b>	<b>844,875</b>

Source: National Bureau of Statistics from hotel returns

Table 6c: ROOM OCCUPANCY BY TYPE OF ACCOMMODATION - 2015 (Percentages)

	Jan-15	Feb-15	Mar-15	Apr-15	May-15	Jun-15	Jul-15	Aug-15	Sep-15	Q1	Q2	Q3	Jan-Sep
Hotels	53	66	65	72	68	70	66	67	69	61	70	67	66
Guest Houses	58	66	62	61	54	55	63	63	63	62	57	63	61
Self Catering	42	50	44	45	44	44	61	62	61	45	44	61	51
<b>TOTAL</b>	<b>51</b>	<b>62</b>	<b>59</b>	<b>62</b>	<b>59</b>	<b>60</b>	<b>64</b>	<b>65</b>	<b>66</b>	<b>57</b>	<b>60</b>	<b>65</b>	<b>61</b>

Source: National Bureau of Statistics from hotel returns

Table 6d: DISTRIBUTION OF ROOM OCCUPANCY BY ISLAND - 2015 (Percentages)

	Jan-15	Feb-15	Mar-15	Apr-15	May-15	Jun-15	Jul-15	Aug-15	Sep-15	Q1	Q2	Q3	Jan-Sep
Hotels	54	56	58	60	60	61	54	54	55	56	60	55	57
Guest Houses	23	22	22	20	19	19	19	19	19	22	19	19	20
Self Catering	22	22	20	20	21	20	27	27	26	21	20	26	23
<b>TOTAL</b>	<b>100</b>	<b>100</b>	<b>100</b>	<b>100</b>	<b>100</b>	<b>100</b>	<b>100</b>	<b>100</b>	<b>100</b>	<b>100</b>	<b>100</b>	<b>100</b>	<b>100</b>

Source: National Bureau of Statistics from hotel returns