



National Bureau of Statistics

STATISTICAL

BULLETIN

Catalogue Number: Hotel Statistics 2015 /Q2

Released: 7th October 2015

HOTEL STATISTICS

2015-Q2

During quarter two of 2015, licensed accommodation establishments sold 544,089 bed nights and 278,186 room nights. This represented an occupancy rate of (59%) for beds and (60%) for rooms. The highest bed occupancy rate for hotels was on La Digue (72%). For guest houses, the highest bed occupancy was also on La Digue (74%). Self-catering establishments on Other Islands recorded the highest bed occupancy, (94%).

CONTENTS

1. Introduction
2. Results and Highlights
3. Concepts, Sources and Methods
4. Next Release
5. Contact Us

TABLES

- 1(a) Beds Available by Type of Accommodation and Island (Numbers)
- 1(b) Beds Occupied by Type of Accommodation and Island (Numbers)
- 1(c) Beds Occupied by Type of Accommodation and Island (Percentages)
- 1(d) Distribution of Bed Occupancy by Type of Accommodation and Island (Percentages)
- 2(a)-2(d) Beds Available, Beds Occupied, Bed Occupancy and Distribution by Island
- 3(a)-3(d) Beds Available, Beds Occupied, Bed Occupancy and Distribution by Type of Accommodation
- 4(a) Rooms Available by Type of Accommodation and Island (Numbers)
- 4(b) Rooms Occupied by Type of Accommodation and Island (Numbers)
- 4(c) Rooms Occupied by Type of Accommodation and Island (Percentages)
- 4(d) Distribution of Room Occupancy by Type of Accommodation and Island (Percentages)
- 5(a)-5(d) Rooms Available, Rooms Occupied, Room Occupancy and Distribution by Island
- 6(a)-6(d) Rooms Available, Rooms Occupied, Room Occupancy and Distribution by Type of Accommodation

National Bureau of Statistics

CARAVELLE HOUSE - MANGLIER STREET, P.O. BOX 206 - VICTORIA - MAHE - SEYCHELLES, Tel: +248 4611650 - Fax: +248 4225634/4225339
E-mail: ceo@nbs.gov.sc, stats@nbs.gov.sc - Website: www.nbs.gov.sc

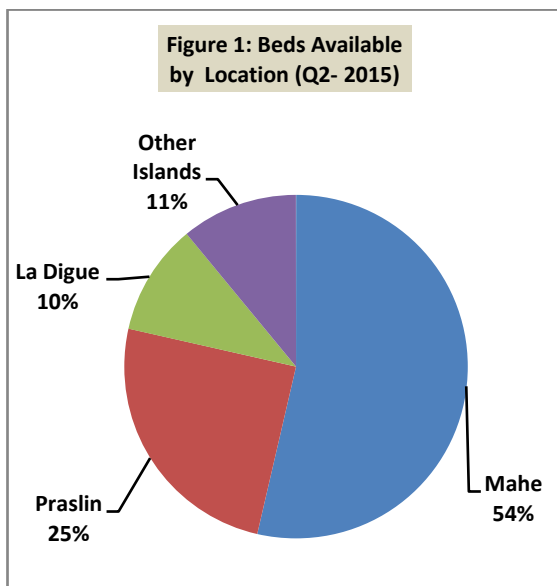
"Your stepping-stone for informed decisions"

1. INTRODUCTION

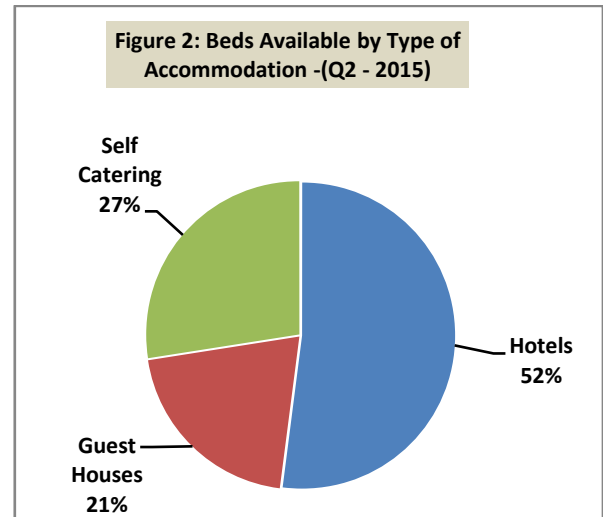
This issue of the bulletin presents monthly bed and room occupancy statistics for the period January to June 2015. The classification used for this presentation is based on the Recommendations of Tourism Statistics adopted by the World Tourism Organisation (UNWTO) Establishments are classified by Category of Hotels and by Islands.

2. RESULTS AND HIGHLIGHTS

There were **919,464** beds available in quarter two of 2015. Of these, **54%** were on Mahe, **25%** on Praslin, **11%** on La Digue and **10%** on Other Islands. (*Table 2a & Figure 1*).



A distribution of the number of available beds by type of accommodation shows that, **52%** were in hotels, **21%** in guest houses and **27%** in self catering establishments. (*Table 3a & Figure 2*).



In quarter two of 2015, licensed accommodation establishments sold **544,089** bed nights and **278,186** room nights. This represents an occupancy rate of **59%** for beds and **60%** for rooms.

The highest bed occupancy rate for hotels was on La Digue (**72%**). The Highest bed occupancy for guesthouses was on La Digue (**74%**) and the lowest was on Mahe (**55%**). For self-catering establishments, the highest bed occupancy was on Other Islands (**94%**) and the lowest was on Mahe (**31%**). (*Table 1c*).

An analysis of the distribution of bed occupancy by island shows that of the total number of beds occupied in 2015, **51%** were on Mahe, **27%** on Praslin, **12%** on Other Islands and **10%** on La Digue. (*Table 2d*).

An analysis of the bed occupancy by type of accommodation shows that, of the total beds occupied in quarter two of 2015, **61%** were in hotels, **21%** in guesthouses and **18%** in self-catering establishments. (*Table 3d*).

ROOMS AVAILABLE AND OCCUPANCY
Q2, 2015

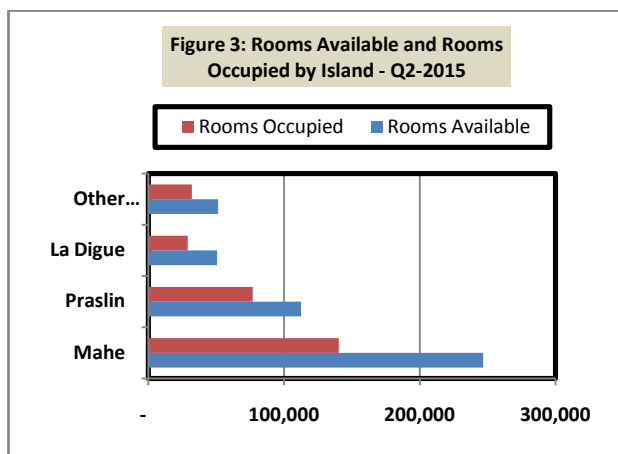
Tables 4a to 6d provide the number of rooms available and occupancy rates by island and type of accommodation.

During quarter two of 2015, average room occupancy stood at 60%.

Of the total number of rooms sold by type of accommodation in quarter two of 2015, Hotels recorded (70%) occupancy, guesthouses (57%) occupancy and self catering establishments (44%). (Table 6c).

Hotels on La Digue had the highest room occupancy in quarter two of 2015, (84%). In the category of guesthouses, La Digue had (62%) occupancy and for self catering establishments, Praslin had the highest room occupancy (75%). (Table 4c).

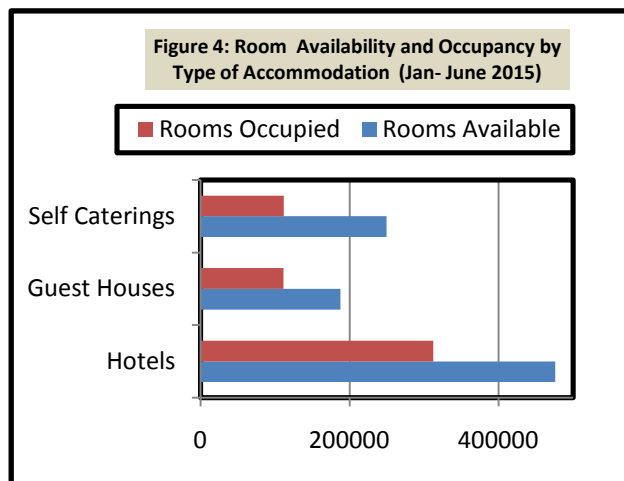
An analysis of room occupancy by island shows that in quarter two of 2015, La Praslin had the highest room occupancy (68%) followed by other islands (62%). (Table 5c)



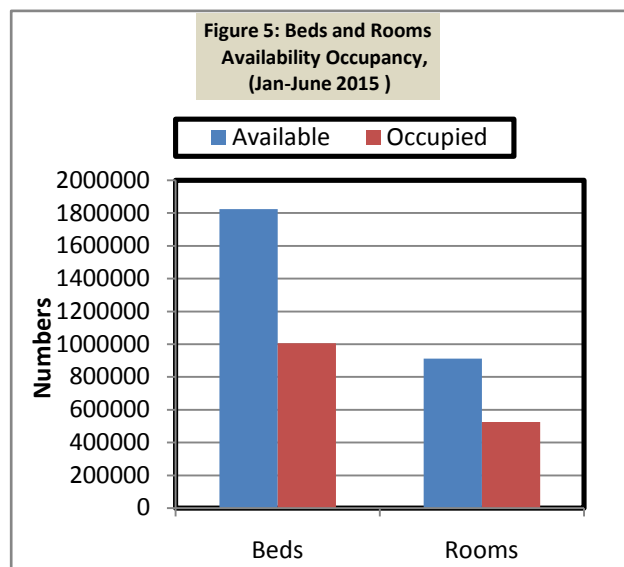
An analysis of the distribution of rooms sold in quarter two of 2015, shows that 60% were in hotels, 20% in self catering establishments and 19% in guest houses (Table 6d).

JANUARY - JUNE

A total of 1,050,915 bed nights and 535,133 room nights were sold during this period of 2015. During January - June of 2015, visitors occupied 541, 492 of bed nights sold.



The percentage occupancy rates to date have been 58% for beds and 59% for rooms.



3. CONCEPTS SOURCES AND METHODS

The computation of bed and room occupancy statistics is based on information collected from a monthly sample accommodation services survey (MASS) of licensed accommodation establishments. The updated list of the tourism establishments is obtained periodically from the Seychelles Tourism Board (STB) and the accommodation establishments are grouped by island and categorised by type (hotels, guest houses and self caterings). The classification by type is based on a customised version of the UN ISIC Rev 4.

4. NEXT RELEASE

The next issue of the Bulletin will be released on 31st December 2015.

5. CONTACT US

For more information regarding this publication please contact Laurenia Pouponneau on Tel: + (248) 4 611 671 / Fax: + (248) 4 225 634 or email: stats@nbs.gov.sc

Note: The publication of this bulletin was delayed due to unavoidable circumstances.

Table 1a BEDS AVAILABLE BY TYPE OF ACCOMMODATION AND ISLAND - 2015 (Numbers)

		Jan-15	Feb-15	Mar-15	Apr-15	May-15	Jun-15	Q1	Q2	Jan-Jun
Hotels	Mahe	91,140	82,320	91,140	88,200	91,140	88,200	264,600	267,540	532,140
	Praslin	38,688	34,944	38,688	37,440	38,688	37,440	112,320	113,568	225,888
	La Digue	8,928	8,064	8,928	8,640	8,928	8,640	25,920	26,208	52,128
	Other Islands	24,242	21,896	24,242	23,460	24,242	23,460	70,380	71,162	141,542
Guest Houses	Mahe	29,388	26,544	29,388	28,440	29,388	28,440	85,320	86,268	171,588
	Praslin	15,810	14,280	15,810	15,300	15,810	15,300	45,900	46,410	92,310
	La Digue	9,796	8,848	9,796	9,480	9,796	9,480	28,440	28,756	57,196
	Other Islands	9,176	8,288	9,176	8,880	9,176	8,880	26,640	26,936	53,576
Self Catering	Mahe	47,430	42,840	47,430	45,900	47,430	45,900	137,700	139,230	276,930
	Praslin	21,824	19,712	21,824	22,800	23,560	22,800	63,360	69,160	132,520
	La Digue	14,012	12,656	14,012	13,680	14,136	13,680	40,680	41,496	82,176
	Other Islands	930	840	930	900	930	900	2,700	2,730	5,430
TOTAL		311,364	281,232	311,364	303,120	313,224	303,120	903,960	919,464	1,823,424

Source: National Bureau of Statistics from hotel returns

Table 1b: BEDS OCCUPIED BY TYPE OF ACCOMMODATION AND ISLAND - 2015 (Numbers)

		Jan-15	Feb-15	Mar-15	Apr-15	May-15	Jun-15	Q1	Q2	Jan-Jun
Hotels	Mahe	47,737	55,517	55,786	59,005	63,300	65,752	159,040	188,057	347,097
	Praslin	25,107	25,396	27,043	27,428	25,337	24,344	77,546	77,109	154,655
	La Digue	5,136	5,905	6,593	6,271	6,281	6,293	17,634	18,845	36,479
	Other Islands	15,643	16,853	18,282	15,390	16,677	15,308	50,778	47,375	98,153
Guest Houses	Mahe	16,145	17,482	16,406	15,719	15,706	15,715	50,033	47,140	97,172
	Praslin	8,888	9,564	10,379	10,947	10,923	11,096	28,831	32,966	61,797
	La Digue	3,841	3,947	6,291	6,915	7,104	7,135	14,079	21,154	35,233
	Other Islands	4,342	4,015	4,071	5,018	5,070	5,048	12,428	15,136	27,564
Self Catering	Mahe	14,902	14,257	12,426	14,860	14,801	13,296	41,585	42,957	84,542
	Praslin	11,904	13,515	11,049	11,461	11,528	11,435	36,468	34,423	70,891
	La Digue	4,930	5,403	5,618	5,677	5,523	5,162	15,951	16,362	32,313
	Other Islands	810	795	848	863	848	855	2,453	2,565	5,018
TOTAL		159,387	172,648	174,791	179,553	183,097	181,439	506,826	544,089	1,050,915

Source: National Bureau of Statistics from hotel returns

Table 1c BEDS OCCUPIED BY TYPE OF ACCOMMODATION AND ISLAND - 2015 (Percentages)

		Jan-15	Feb-15	Mar-15	Apr-15	May-15	Jun-15	Q1	Q2	Jan-Jun
Hotels	Mahe	52	67	61	67	69	75	60	70	65
	Praslin	65	73	70	73	65	65	69	68	68
	La Digue	58	73	74	73	70	73	68	72	70
	Other Islands	65	77	75	66	69	65	72	67	69
Guest Houses	Mahe	55	66	56	55	53	55	59	55	57
	Praslin	56	67	66	72	69	73	63	71	67
	La Digue	39	45	64	73	73	75	50	74	62
	Other Islands	47	48	44	57	55	57	47	56	51
Self Catering	Mahe	31	33	26	32	31	29	30	31	31
	Praslin	55	69	51	50	49	50	58	50	53
	La Digue	35	43	40	41	39	38	39	39	39
	Other Islands	87	95	91	96	91	95	91	94	92
TOTAL		51	61	56	59	58	60	56	59	58

Source: National Bureau of Statistics from hotel returns

Table 1d DISTRIBUTION OF BED OCCUPANCY BY TYPE OF ACCOMMODATION AND ISLAND - 2015 (Percentages)

		Jan-15	Feb-15	Mar-15	Apr-15	May-15	Jun-15	Q1	Q2	Jan-Jun
Hotels	Mahe	30	32	32	32	34	36	31	35	33
	Praslin	16	15	15	15	14	13	15	14	15
	La Digue	3	3	4	3	3	3	3	3	3
	Other Islands	10	10	10	9	9	8	10	9	9
Guest Houses	Mahe	10	10	9	9	9	9	10	9	9
	Praslin	6	6	6	6	6	6	6	6	6
	La Digue	2	2	4	4	4	4	3	4	3
	Other Islands	3	2	2	3	3	3	2	3	3
Self Catering	Mahe	9	8	7	8	8	7	8	8	8
	Praslin	7	8	6	6	6	6	7	6	7
	La Digue	3	3	3	3	3	3	3	3	3
	Other Islands	1	1	1	1	1	1	1	1	1
TOTAL		100	100	100	100	100	100	100	100	100

Source: National Bureau of Statistics from hotel returns

Table 2a: BEDS AVAILABLE BY ISLAND - 2015 (Numbers)

	Jan-15	Feb-15	Mar-15	Apr-15	May-15	Jun-15	Q1	Q2	Jan-Jun
Mahe	167,958	151,704	167,958	162,540	167,958	162,540	487,620	493,038	980,658
Praslin	76,322	68,936	76,322	75,540	78,058	75,540	221,580	229,138	450,718
La Digue	32,736	29,568	32,736	31,800	32,860	31,800	95,040	96,460	191,500
Other Islands	34,348	31,024	34,348	33,240	34,348	33,240	99,720	100,828	200,548
TOTAL	311,364	281,232	311,364	303,120	313,224	303,120	903,960	919,464	1,823,424

Source: National Bureau of Statistics from hotel returns

Table 2b: BEDS OCCUPIED BY ISLAND - 2015 (Numbers)

	Jan-15	Feb-15	Mar-15	Apr-15	May-15	Jun-15	Q1	Q2	Jan-Jun
Mahe	78,784	87,256	84,618	89,584	93,807	94,763	250,658	278,154	528,812
Praslin	45,900	48,475	48,470	49,835	47,788	46,875	142,845	144,498	287,343
La Digue	13,908	15,255	18,502	18,863	18,908	18,590	47,665	56,361	104,026
Other Islands	20,795	21,663	23,201	21,271	22,595	21,211	65,659	65,076	130,735
TOTAL	159,387	172,648	174,791	179,553	183,097	181,439	506,826	544,089	1,050,915

Source: National Bureau of Statistics from hotel returns

Table 2c: BED OCCUPANCY BY ISLAND - 2015 (Percentages)

	Jan-15	Feb-15	Mar-15	Apr-15	May-15	Jun-15	Q1	Q2	Jan-Jun
Mahe	46	57	50	55	56	58	51	56	54
Praslin	61	71	64	66	61	62	64	63	64
La Digue	44	54	58	59	58	58	50	58	54
Other Islands	61	71	68	64	66	64	66	65	65
TOTAL	51	62	56	59	58	60	56	59	58

Source: National Bureau of Statistics from hotel returns

Table 2d: DISTRIBUTION OF BED OCCUPANCY BY ISLAND - 2015 (Percentages)

	Jan-15	Feb-15	Mar-15	Apr-15	May-15	Jun-15	Q1	Q2	Jan-Jun
Mahe	49	51	48	50	51	52	49	51	50
Praslin	29	28	28	28	26	26	28	27	27
La Digue	9	9	11	11	10	10	9	10	10
Other Islands	13	13	13	12	12	12	13	12	12
TOTAL	100	100	100	100	100	100	100	100	100

Source: National Bureau of Statistics from hotel returns

Table 3a: BEDS AVAILABLE BY TYPE OF ACCOMMODATION - 2015 (Numbers)

	Jan-15	Feb-15	Mar-15	Apr-15	May-15	Jun-15	Q1	Q2	Jan-Jun
Hotels	162,998	147,224	162,998	157,740	162,998	157,740	473,220	478,478	951,698
Guest Houses	64,170	57,960	64,170	62,100	64,170	62,100	186,300	188,370	374,670
Self Catering	84,196	76,048	84,196	83,280	86,056	83,280	244,440	252,616	497,056
TOTAL	311,364	281,232	311,364	303,120	313,224	303,120	903,960	919,464	1,823,424

Source: National Bureau of Statistics from hotel returns

Table 3b: BEDS OCCUPIED BY TYPE OF ACCOMMODATION - 2015 (Numbers)

	Jan-15	Feb-15	Mar-15	Apr-15	May-15	Jun-15	Q1	Q2	Jan-Jun
Hotels	93,623	103,671	107,704	108,094	111,595	111,697	304,998	331,386	636,384
Guest House	33,216	35,007	37,147	38,599	38,803	38,994	105,370	116,396	221,766
Self Catering	32,547	33,970	29,940	32,860	32,698	30,748	96,457	96,307	192,764
TOTAL	159,387	172,648	174,791	179,553	183,097	181,439	506,826	544,089	1,050,915

Source: National Bureau of Statistics from hotel returns

Table 3c: BED OCCUPANCY BY TYPE OF ACCOMMODATION - 2015 (Percentages)

	Jan-15	Feb-15	Mar-15	Apr-15	May-15	Jun-15	Q1	Q2	Jan-Jun
Hotels	57	70	66	69	68	71	64	69	67
Guest House	52	60	58	62	60	63	57	62	59
Self Catering	39	45	36	39	38	37	39	38	39
TOTAL	51	61	56	59	58	60	56	59	58

Source: National Bureau of Statistics from hotel returns

Table 3d: DISTRIBUTION OF BED OCCUPANCY BY TYPE OF ACCOMMODATION - 2015 (Percentages)

	Jan-15	Feb-15	Mar-15	Apr-15	May-15	Jun-15	Q1	Q2	Jan-Jun
Hotels	59	60	62	60	61	62	60	61	61
Guest Houses	21	20	21	21	21	21	21	21	21
Self Catering	20	20	17	18	18	17	19	18	18
TOTAL	100	100	100	100	100	100	100	100	100

Source: National Bureau of Statistics from hotel returns

Table 4a: ROOMS AVAILABLE BY TYPE OF ACCOMMODATION AND ISLAND - 2015 (Numbers)

		Jan-15	Feb-15	Mar-15	Apr-15	May-15	Jun-15	Q1	Q2	Jan-Jun
Hotels	Mahe	45,570	41,160	45,570	44,100	45,570	44,100	132,300	133,770	266,070
	Praslin	19,344	17,472	19,344	18,720	19,344	18,720	56,160	56,784	112,944
	La Digue	4,464	4,032	4,464	4,320	4,464	4,320	12,960	13,104	26,064
	Other Islands	12,121	10,948	12,121	11,730	12,121	11,730	35,190	35,581	70,771
Guest Houses	Mahe	14,694	13,272	14,694	14,100	14,570	14,100	42,660	42,770	85,430
	Praslin	7,905	7,140	7,905	7,380	7,626	7,380	22,950	22,386	45,336
	La Digue	4,898	4,424	4,898	5,100	5,265	5,100	14,220	15,465	29,685
	Other Islands	4,588	4,144	4,588	4,588	4,736	4,588	13,320	13,912	27,232
Self Catering	Mahe	23,715	21,420	23,715	23,100	23,870	23,100	68,850	70,070	138,920
	Praslin	10,912	9,856	10,912	10,950	11,315	10,950	31,680	33,215	64,895
	La Digue	7,006	6,328	7,006	7,260	7,502	7,260	20,340	22,022	42,362
	Other Islands	465	420	465	630	651	630	1,350	1,911	3,261
TOTAL		155,682	140,616	155,682	151,978	157,034	151,978	451,980	460,990	912,970

Source: National Bureau of Statistics from hotel returns

Table 4b: ROOMS OCCUPIED BY TYPE OF ACCOMMODATION AND ISLAND - 2015 (Numbers)

		Jan-15	Feb-15	Mar-15	Apr-15	May-15	Jun-15	Q1	Q2	Jan-Jun
Hotels	Mahe	23,314	27,812	29,014	31,457	30,453	30,741	80,140	92,651	172,791
	Praslin	10,996	11,031	12,133	13,728	13,027	12,539	34,160	39,294	73,454
	La Digue	2,345	2,368	3,624	3,713	3,720	3,625	8,337	11,058	19,395
	Other Islands	6,318	7,213	7,917	8,086	8,587	8,362	21,448	25,035	46,483
Guest Houses	Mahe	8,560	9,081	8,815	9,014	8,309	8,309	26,456	25,631	52,087
	Praslin	5,306	5,382	5,292	4,622	3,969	3,969	15,981	12,560	28,541
	La Digue	2,713	2,799	3,845	3,413	3,262	2,925	9,357	9,600	18,956
	Other Islands	2,007	1,967	1,983	1,899	1,953	1,985	5,957	5,837	11,794
Self Catering	Mahe	8,700	8,754	7,441	7,575	7,716	6,677	24,895	21,968	46,863
	Praslin	5,947	7,096	8,172	8,300	8,365	8,360	21,215	25,024	46,239
	La Digue	2,563	2,614	2,594	2,702	2,764	2,811	7,771	8,276	16,048
	Other Islands	405	413	413	420	405	428	1,230	1,253	2,483
TOTAL		79,174	86,530	91,242	94,928	92,528	90,730	256,946	278,186	535,133

Source: National Bureau of Statistics from hotel returns

Table 4c: ROOMS OCCUPIED BY TYPE OF ACCOMMODATION AND ISLAND - 2015 (Percentages)

		Jan-15	Feb-15	Mar-15	Apr-15	May-15	Jun-15	Q1	Q2	Jan-Jun
Hotels	Mahe	51	68	64	71	67	70	61	69	65
	Praslin	57	63	63	73	67	67	61	69	65
	La Digue	53	59	81	86	83	84	64	84	74
	Other Islands	52	66	65	69	71	71	61	70	66
Guest Houses	Mahe	58	68	60	64	57	59	62	60	61
	Praslin	67	75	67	63	52	54	70	56	63
	La Digue	55	63	79	67	62	57	66	62	64
	Other Islands	44	47	43	41	41	43	45	42	43
Self Catering	Mahe	37	41	31	33	32	29	36	31	34
	Praslin	55	72	75	76	74	76	67	75	71
	La Digue	37	41	37	37	37	39	38	38	38
	Other Islands	87	98	89	67	62	68	91	66	76
TOTAL		51	62	59	62	59	60	57	60	59

Source: National Bureau of Statistics from hotel returns

Table 4d: DISTRIBUTION OF ROOM OCCUPANCY BY TYPE OF ACCOMMODATION AND ISLAND - 2015 (Percentages)

		Jan-15	Feb-15	Mar-15	Apr-15	May-15	Jun-15	Q1	Q2	Jan-Jun
Hotels	Mahe	29	32	32	33	33	34	31	33	32
	Praslin	14	13	13	14	14	14	14	14	14
	La Digue	3	3	4	4	4	4	3	4	3
	Other Islands	8	8	9	9	9	9	8	9	9
Guest Houses	Mahe	11	10	10	9	9	9	10	9	10
	Praslin	7	6	6	5	4	4	6	5	5
	La Digue	3	3	4	4	4	3	4	3	4
	Other Islands	3	2	2	2	2	2	2	2	2
Self Catering	Mahe	11	10	8	8	8	7	10	8	9
	Praslin	8	8	9	9	9	9	8	9	9
	La Digue	3	3	3	3	3	3	3	3	3
	Other Islands	1	1	1	1	1	1	1	1	1
TOTAL		100	100	100	100	100	100	100	100	100

Source: National Bureau of Statistics from hotel returns

Table 5a: ROOMS AVAILABLE BY ISLAND - 2015 (Numbers)

	Jan-15	Feb-15	Mar-15	Apr-15	May-15	Jun-15	Q1	Q2	Jan-Jun
Mahe	83,979	75,852	83,979	81,300	84,010	81,300	243,810	246,610	490,420
Praslin	38,161	34,468	38,161	37,050	38,285	37,050	110,790	112,385	223,175
La Digue	16,368	14,784	16,368	16,680	17,231	16,680	47,520	50,591	98,111
Other Islands	17,174	15,512	17,174	16,948	17,508	16,948	49,860	51,404	101,264
TOTAL	155,682	140,616	155,682	151,978	157,034	151,978	451,980	460,990	912,970

Source: National Bureau of Statistics from hotel returns

Table 5b: ROOMS OCCUPIED BY ISLAND - 2015 (Numbers)

	Jan-15	Feb-15	Mar-15	Apr-15	May-15	Jun-15	Q1	Q2	Jan-Jun
Mahe	40,574	45,647	45,270	48,045	46,478	45,727	131,491	140,250	271,741
Praslin	22,249	23,509	25,597	26,650	25,360	24,867	71,356	76,878	148,233
La Digue	7,621	7,781	10,063	9,828	9,746	9,361	25,465	28,934	54,399
Other Islands	8,730	9,593	10,313	10,405	10,945	10,775	28,635	32,125	60,760
TOTAL	79,174	86,530	91,242	94,928	92,528	90,730	256,946	278,186	535,133

Source: National Bureau of Statistics from hotel returns

Table 5c: ROOM OCCUPANCY BY ISLAND - 2015 (Percentages)

	Jan-15	Feb-15	Mar-15	Apr-15	May-15	Jun-15	Q1	Q2	Jan-Jun
Mahe	48	60	54	59	55	56	54	57	55
Praslin	58	68	67	72	66	67	64	68	66
La Digue	47	53	61	59	57	56	54	57	55
Other Islands	51	62	60	61	63	64	57	62	60
TOTAL	51	62	59	62	59	60	57	60	59

Source: National Bureau of Statistics from hotel returns

Table 5d: DISTRIBUTION OF ROOM OCCUPANCY BY ISLAND - 2015 (Percentages)

	Jan-15	Feb-15	Mar-15	Apr-15	May-15	Jun-15	Q1	Q2	Jan-Jun
Mahe	51	53	50	51	50	50	51	50	51
Praslin	28	27	28	28	27	27	28	28	28
La Digue	10	9	11	10	11	10	10	10	10
Other Islands	11	11	11	11	12	12	11	12	11
TOTAL	100	100	100	100	100	100	100	100	100

Source: National Bureau of Statistics from hotel returns

Table 6a: ROOMS AVAILABLE BY TYPE OF ACCOMMODATION - 2015 (Numbers)

	Jan-15	Feb-15	Mar-15	Apr-15	May-15	Jun-15	Q1	Q2	Jan-Jun
Hotels	81,499	73,612	81,499	78,870	81,499	78,870	236,610	239,239	475,849
Guest Houses	32,085	28,980	32,085	31,168	32,197	31,168	93,150	94,533	187,683
Self Catering	42,098	38,024	42,098	41,940	43,338	41,940	122,220	127,218	249,438
TOTAL	155,682	140,616	155,682	151,978	157,034	151,978	451,980	460,990	912,970

Source: National Bureau of Statistics from hotel returns

Table 6b: ROOMS OCCUPIED BY TYPE OF ACCOMMODATION - 2015 (Numbers)

	Jan-15	Feb-15	Mar-15	Apr-15	May-15	Jun-15	Q1	Q2	Jan-Jun
Hotels	42,973	48,424	52,688	56,984	55,787	55,267	144,085	168,038	312,123
Guest Houses	18,585	19,230	19,936	18,948	17,492	17,188	57,751	53,628	111,379
Self Catering	17,616	18,876	18,619	18,996	19,249	18,275	55,111	56,521	111,632
TOTAL	79,174	86,530	91,242	94,928	92,528	90,730	256,946	278,186	535,133

Source: National Bureau of Statistics from hotel returns

Table 6c: ROOM OCCUPANCY BY TYPE OF ACCOMMODATION - 2015 (Percentages)

	Jan-15	Feb-15	Mar-15	Apr-15	May-15	Jun-15	Q1	Q2	Jan-Jun
Hotels	53	66	65	72	68	70	61	70	66
Guest Houses	58	66	62	61	54	55	62	57	59
Self Catering	42	50	44	45	44	44	45	44	45
TOTAL	51	62	59	62	59	60	57	60	59

Source: National Bureau of Statistics from hotel returns

Table 6d: DISTRIBUTION OF ROOM OCCUPANCY BY ISLAND - 2015 (Percentages)

	Jan-15	Feb-15	Mar-15	Apr-15	May-15	Jun-15	Q1	Q2	Jan-Jun
Hotels	54	56	58	60	60	61	56	60	58
Guest Houses	23	22	22	20	19	19	22	19	21
Self Catering	22	22	20	20	21	20	21	20	21
TOTAL	100	100	100	100	100	100	100	100	100

Source: National Bureau of Statistics from hotel returns