



# National Bureau of Statistics

## STATISTICAL

# BULLETIN

Catalogue Number: Hotel Statistics 2015 /Q1

Released: 30<sup>th</sup> June 2015

### HOTEL STATISTICS

#### 2015-Q1

During quarter one of 2015, licensed accommodation establishments sold **506,826** bed nights and **256,946** room nights. This represented an occupancy rate of **(56%)** for beds and **(57%)** for rooms. The highest bed occupancy rate for hotels was on Other Islands **(72%)**. For guest houses, the highest bed occupancy was on Praslin **(63%)**. Self-catering establishments on Other Islands recorded the highest bed occupancy, **(91%)**.

#### CONTENTS

1. Introduction
2. Results and Highlights
3. Concepts, Sources and Methods
4. Next Release
5. Contact Us

#### TABLES

- 1(a) Beds Available by Type of Accommodation and Island (Numbers)
- 1(b) Beds Occupied by Type of Accommodation and Island (Numbers)
- 1(c) Beds Occupied by Type of Accommodation and Island (Percentages)
- 1(d) Distribution of Bed Occupancy by Type of Accommodation and Island (Percentages)
- 2(a)-2(d) Beds Available, Beds Occupied, Bed Occupancy and Distribution by Island
- 3(a)-3(d) Beds Available, Beds Occupied, Bed Occupancy and Distribution by Type of Accommodation
- 4(a) Rooms Available by Type of Accommodation and Island (Numbers)
- 4(b) Rooms Occupied by Type of Accommodation and Island (Numbers)
- 4(c) Rooms Occupied by Type of Accommodation and Island (Percentages)
- 4(d) Distribution of Room Occupancy by Type of Accommodation and Island (Percentages)
- 5(a)-5(d) Rooms Available, Rooms Occupied, Room Occupancy and Distribution by Island
- 6(a)-6(d) Rooms Available, Rooms Occupied, Room Occupancy and Distribution by Type of Accommodation

## National Bureau of Statistics

CARAVELLE HOUSE - MANGLIER STREET, P.O. BOX 206 - VICTORIA - MAHE - SEYCHELLES, Tel: +248 4611650 - Fax: +248 4225634/4225339  
E-mail: [ceo@nbs.gov.sc](mailto:ceo@nbs.gov.sc), [stats@nbs.gov.sc](mailto:stats@nbs.gov.sc) - Website: [www.nbs.gov.sc](http://www.nbs.gov.sc)

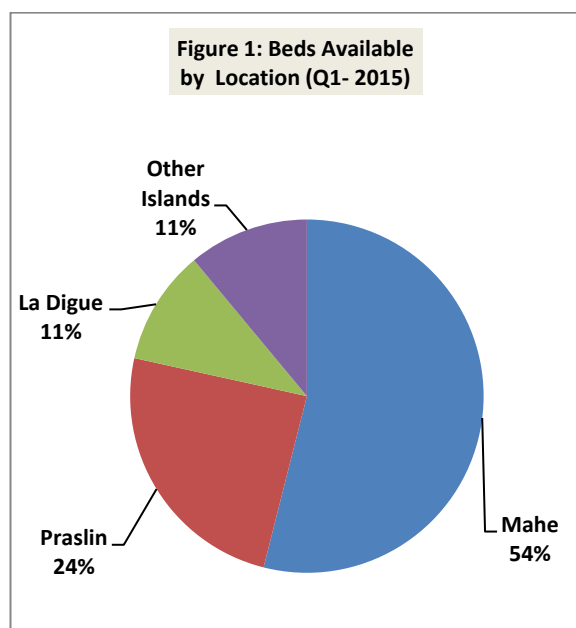
"Your stepping-stone for informed decisions"

## 1. INTRODUCTION

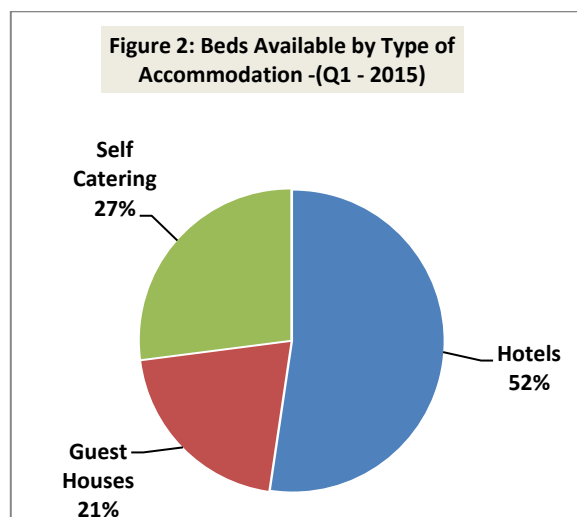
This issue of the bulletin presents monthly bed and room occupancy statistics for the period January to March 2015. The classification used for this presentation is based on the Recommendations of Tourism Statistics adopted by the World Tourism Organisation (UNWTO). Establishments are classified by Category of Hotels and by Islands.

## 2. RESULTS AND HIGHLIGHTS

There were **903,960** beds available in quarter one of 2015. Of these, **54%** were on Mahe, **24%** on Praslin and both La Digue and Other Islands had **11%** available each. (*Table 2a & Figure 1*).



A distribution of the number of available beds by type of accommodation shows that, **52%** were in hotels, **21%** in guest houses and **27%** in self-catering establishments. (*Table 3a & Figure 2*).



In quarter one of 2015, licensed accommodation establishments sold **506,826** bed nights and **256,946** room nights. This represents an occupancy rate of **56%** for beds and **57%** for rooms.

The highest bed occupancy rate for hotels was on Other Islands (**72%**). The highest bed occupancy for guesthouses was on Praslin (**63%**) and the lowest was on Other Islands (**47%**). For self-catering establishments, the highest bed occupancy was on Other Islands (**91%**) and the lowest was on Mahe (**30%**) (*Table 1c*).

An analysis of the distribution of bed occupancy by island shows that of the total number of beds occupied in 2015, **49%** were on Mahe, **28%** on Praslin, **13%** on Other Islands and **9%** on La Digue. (*Table 2d*).

An analysis of the bed occupancy by type of accommodation shows that, of the total beds occupied in quarter one of 2015, **60%** were in hotels, **21%** in guesthouses and **19%** in self-catering establishments (*Table 3d*).

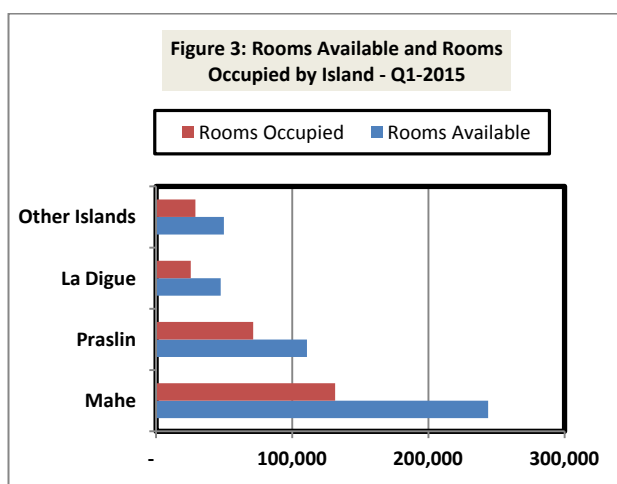
## ROOMS AVAILABLE AND OCCUPANCY 2015-Q1

Tables 4a to 6d provide the number of rooms available and occupancy rates by island and type of accommodation. During quarter one of 2015, average room occupancy stood at 57%.

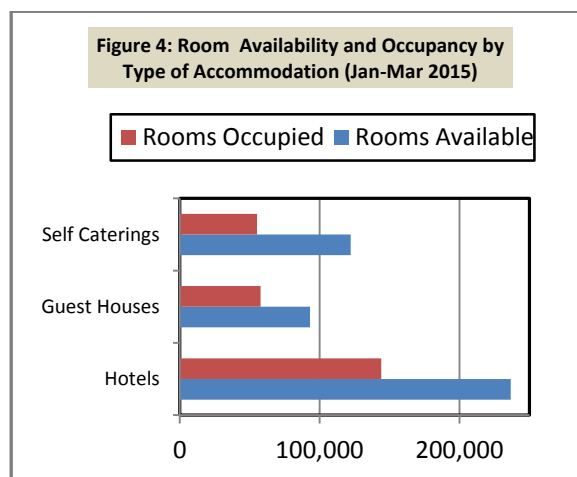
Of the total number of rooms sold by type of accommodation in quarter one of 2015, hotels recorded (61%) occupancy guesthouses (62%) occupancy and self catering establishments (45%). (Table 6c).

Hotels on La Digue had the highest room occupancy in quarter one of 2015, (64%). In the category of guesthouses, Praslin had (70%) occupancy whereas for self catering establishments, Other Islands had the highest room occupancy (91%), (Table 4c).

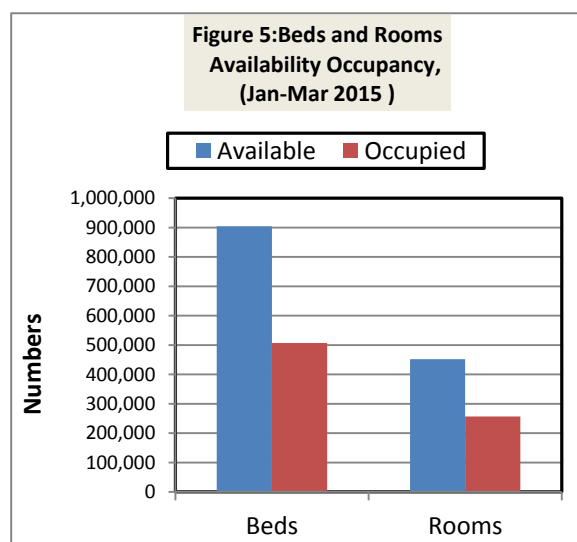
An analysis of room occupancy by island shows that in quarter one of 2015, La Digue islands had the highest room occupancy (64%) followed by Other Islands (57%) (Table 5c).



A total of 506,862 bed nights and 256,946 room nights were sold during this period of 2015. Visitors occupied 506, 826 of bed nights sold.



The percentage occupancy rates to date have been 56% for beds and 57% for rooms.



### 3. CONCEPTS SOURCES AND METHODS

The computation of bed and room occupancy statistics is based on information collected from a monthly sample accommodation services survey (MASS) of licensed accommodation establishments. The updated list of the tourism establishments is obtained periodically from the Seychelles Tourism Board (STB) and the accommodation establishments are grouped by island and categorised by type (hotels, guest houses and self-caterings). The classification by type is based on a customised version of the UN ISIC Rev 4.

#### **4. NEXT RELEASE**

The next issue of the Bulletin will be released on 30<sup>th</sup> September 2015.

#### **5. CONTACT US**

For more information regarding this publication please contact Laurenia Pouponneau on Tel: + (248) 4 611 671 / Fax: + (248) 4 225 634 or email: [stats@nbs.gov.sc](mailto:stats@nbs.gov.sc)

**Table 1a BEDS AVAILABLE BY TYPE OF ACCOMMODATION AND ISLAND - 2015 (Numbers)**

		Jan-15	Feb-15	Mar-15	Apr-15	May-15	Jun-15	Jul-15	Aug-15	Sep-15	Oct-15	Nov-15	Dec-15	Q1
<b>Hotels</b>	Mahe	91,140	82,320	91,140										264,600
	Praslin	38,688	34,944	38,688										112,320
	La Digue	8,928	8,064	8,928										25,920
	Other Islands	24,242	21,896	24,242										70,380
<b>Guest Houses</b>	Mahe	29,388	26,544	29,388										85,320
	Praslin	15,810	14,280	15,810										45,900
	La Digue	9,796	8,848	9,796										28,440
	Other Islands	9,176	8,288	9,176										26,640
<b>Self Catering</b>	Mahe	47,430	42,840	47,430										137,700
	Praslin	21,824	19,712	21,824										63,360
	La Digue	14,012	12,656	14,012										40,680
	Other Islands	930	840	930										2,700
<b>TOTAL</b>	<b>311,364</b>	<b>281,232</b>	<b>311,364</b>											<b>903,960</b>

Source: National Bureau of Statistics from hotel returns

**Table 1b: BEDS OCCUPIED BY TYPE OF ACCOMMODATION AND ISLAND - 2015 (Numbers)**

		Jan-15	Feb-15	Mar-15	Apr-15	May-15	Jun-15	Jul-15	Aug-15	Sep-15	Oct-15	Nov-15	Dec-15	Q1
<b>Hotels</b>	Mahe	47,737	55,517	55,786										159,040
	Praslin	25,107	25,396	27,043										77,546
	La Digue	5,136	5,905	6,593										17,634
	Other Islands	15,643	16,853	18,282										50,778
<b>Guest Houses</b>	Mahe	16,145	17,482	16,406										50,033
	Praslin	8,888	9,564	10,379										28,831
	La Digue	3,841	3,947	6,291										14,079
	Other Islands	4,342	4,015	4,071										12,428
<b>Self Catering</b>	Mahe	14,902	14,257	12,426										41,585
	Praslin	11,904	13,515	11,049										36,468
	La Digue	4,930	5,403	5,618										15,951
	Other Islands	810	795	848										2,453
<b>TOTAL</b>	<b>159,387</b>	<b>172,648</b>	<b>174,791</b>											<b>506,826</b>

Source: National Bureau of Statistics from hotel returns

Table 1c BEDS OCCUPIED BY TYPE OF ACCOMMODATION AND ISLAND - 2015 (Percentages)

		Jan-15	Feb-15	Mar-15	Apr-15	May-15	Jun-15	Jul-15	Aug-15	Sep-15	Oct-15	Nov-15	Dec-15	Q1
Hotels	Mahe	52	67	61										60
	Praslin	65	73	70										69
	La Digue	58	73	74										68
	Other Islands	65	77	75										72
Guest Houses	Mahe	55	66	56										59
	Praslin	56	67	66										63
	La Digue	39	45	64										50
	Other Islands	47	48	44										47
Self Catering	Mahe	31	33	26										30
	Praslin	55	69	51										58
	La Digue	35	43	40										39
	Other Islands	87	95	91										91
<b>TOTAL</b>		<b>51</b>	<b>61</b>	<b>56</b>										<b>56</b>

Source: National Bureau of Statistics from hotel returns

Table 1d DISTRIBUTION OF BED OCCUPANCY BY TYPE OF ACCOMMODATION AND ISLAND - 2015 (Percentages)

		Jan-15	Feb-15	Mar-15	Apr-15	May-15	Jun-15	Jul-15	Aug-15	Sep-15	Oct-15	Nov-15	Dec-15	Q1
Hotels	Mahe	30	32	32										31
	Praslin	16	15	15										15
	La Digue	3	3	4										3
	Other Islands	10	10	10										10
Guest Houses	Mahe	10	10	9										10
	Praslin	6	6	6										6
	La Digue	2	2	4										3
	Other Islands	3	2	2										2
Self Catering	Mahe	9	8	7										8
	Praslin	7	8	6										7
	La Digue	3	3	3										3
<b>TOTAL</b>		<b>100</b>	<b>100</b>	<b>100</b>										<b>100</b>

Source: National Bureau of Statistics from hotel returns

**Table 2a: BEDS AVAILABLE BY ISLAND - 2015 (Numbers)**

	Jan-15	Feb-15	Mar-15	Apr-15	May-15	Jun-15	Jul-15	Aug-15	Sep-15	Oct-15	Nov-15	Dec-15	Q1
Mahe	167,958	151,704	167,958										487,620
Praslin	76,322	68,936	76,322										221,580
La Digue	32,736	29,568	32,736										95,040
Other Islands	34,348	31,024	34,348										99,720
<b>TOTAL</b>	<b>311,364</b>	<b>281,232</b>	<b>311,364</b>										<b>903,960</b>

Source: National Bureau of Statistics from hotel returns

**Table 2b: BEDS OCCUPIED BY ISLAND - 2015 (Numbers)**

	Jan-15	Feb-15	Mar-15	Apr-15	May-15	Jun-15	Jul-15	Aug-15	Sep-15	Oct-15	Nov-15	Dec-15	Q1
Mahe	78,784	87,256	84,618										250,658
Praslin	45,900	48,475	48,470										142,845
La Digue	13,908	15,255	18,502										47,665
Other Islands	20,795	21,663	23,201										65,659
<b>TOTAL</b>	<b>159,387</b>	<b>172,648</b>	<b>174,791</b>										<b>506,826</b>

Source: National Bureau of Statistics from hotel returns

**Table 2c: BED OCCUPANCY BY ISLAND - 2015 (Percentages)**

	Jan-15	Feb-15	Mar-15	Apr-15	May-15	Jun-15	Jul-15	Aug-15	Sep-15	Oct-15	Nov-15	Dec-15	Q1
Mahe	46	57	50										51
Praslin	61	71	64										64
La Digue	44	54	58										50
Other Islands	61	71	68										66
<b>TOTAL</b>	<b>51</b>	<b>62</b>	<b>56</b>										<b>56</b>

Source: National Bureau of Statistics from hotel returns

**Table 2d: DISTRIBUTION OF BED OCCUPANCY BY ISLAND - 2015 (Percentages)**

	Jan-15	Feb-15	Mar-15	Apr-15	May-15	Jun-15	Jul-15	Aug-15	Sep-15	Oct-15	Nov-15	Dec-15	Q1
Mahe	49	51	48										49
Praslin	29	28	28										28
La Digue	9	9	11										9
Other Islands	13	13	13										13
<b>TOTAL</b>	<b>100</b>	<b>100</b>	<b>100</b>										<b>100</b>

Source: National Bureau of Statistics from hotel returns

**Table 3a: BEDS AVAILABLE BY TYPE OF ACCOMMODATION - 2015 (Numbers)**

	Jan-15	Feb-15	Mar-15	Apr-15	May-15	Jun-15	Jul-15	Aug-15	Sep-15	Oct-15	Nov-15	Dec-15	Q1
Hotels	162,998	147,224	162,998										473,220
Guest Houses	64,170	57,960	64,170										186,300
Self Catering	84,196	76,048	84,196										244,440
<b>TOTAL</b>	<b>311,364</b>	<b>281,232</b>	<b>311,364</b>										<b>903,960</b>

Source: National Bureau of Statistics from hotel returns

**Table 3b: BEDS OCCUPIED BY TYPE OF ACCOMMODATION - 2015 (Numbers)**

	Jan-15	Feb-15	Mar-15	Apr-15	May-15	Jun-15	Jul-15	Aug-15	Sep-15	Oct-15	Nov-15	Dec-15	Q1
Hotels	93,623	103,671	107,704										304,998
Guest House	33,216	35,007	37,147										105,370
Self Catering	32,547	33,970	29,940										96,457
<b>TOTAL</b>	<b>159,387</b>	<b>172,648</b>	<b>174,791</b>										<b>506,826</b>

Source: National Bureau of Statistics from hotel returns

**Table 3c: BED OCCUPANCY BY TYPE OF ACCOMMODATION - 2015 (Percentages)**

	Jan-15	Feb-15	Mar-15	Apr-15	May-15	Jun-15	Jul-15	Aug-15	Sep-15	Oct-15	Nov-15	Dec-15	Q1
Hotels	57	70	66										64
Guest House	52	60	58										57
Self Catering	39	45	36										39
<b>TOTAL</b>	<b>51</b>	<b>61</b>	<b>56</b>										<b>56</b>

Source: National Bureau of Statistics from hotel returns

**Table 3d: DISTRIBUTION OF BED OCCUPANCY BY TYPE OF ACCOMMODATION - 2015 (Percentages)**

	Jan-15	Feb-15	Mar-15	Apr-15	May-15	Jun-15	Jul-15	Aug-15	Sep-15	Oct-15	Nov-15	Dec-15	Q1
Hotels	59	60	62										60
Guest Houses	21	20	21										21
Self Catering	20	20	17										19
<b>TOTAL</b>	<b>100</b>	<b>100</b>	<b>100</b>										<b>100</b>

Source: National Bureau of Statistics from hotel returns



Table 4a: ROOMS AVAILABLE BY TYPE OF ACCOMMODATION AND ISLAND - 2015 (Numbers)

		Jan-15	Feb-15	Mar-15	Apr-15	May-15	Jun-15	Jul-15	Aug-15	Sep-15	Oct-15	Nov-15	Dec-15	Q1
<b>Hotels</b>	Mahe	45,570	41,160	45,570										132,300
	Praslin	19,344	17,472	19,344										56,160
	La Digue	4,464	4,032	4,464										12,960
	Other Islands	12,121	10,948	12,121										35,190
<b>Guest Houses</b>	Mahe	14,694	13,272	14,694										42,660
	Praslin	7,905	7,140	7,905										22,950
	La Digue	4,898	4,424	4,898										14,220
	Other Islands	4,588	4,144	4,588										13,320
<b>Self Catering</b>	Mahe	23,715	21,420	23,715										68,850
	Praslin	10,912	9,856	10,912										31,680
	La Digue	7,006	6,328	7,006										20,340
	Other Islands	465	420	465										1,350
<b>TOTAL</b>	<b>155,682</b>	<b>140,616</b>	<b>155,682</b>											<b>451,980</b>

Source: National Bureau of Statistics from hotel returns

Table 4b: ROOMS OCCUPIED BY TYPE OF ACCOMMODATION AND ISLAND - 2015 (Numbers)

		Jan-15	Feb-15	Mar-15	Apr-15	May-15	Jun-15	Jul-15	Aug-15	Sep-15	Oct-15	Nov-15	Dec-15	Q1
<b>Hotels</b>	Mahe	23,314	27,812	29,014										80,140
	Praslin	10,996	11,031	12,133										34,160
	La Digue	2,345	2,368	3,624										8,337
	Other Islands	6,318	7,213	7,917										21,448
<b>Guest Houses</b>	Mahe	8,560	9,081	8,815										26,456
	Praslin	5,306	5,382	5,292										15,981
	La Digue	2,713	2,799	3,845										9,357
	Other Islands	2,007	1,967	1,983										5,957
<b>Self Catering</b>	Mahe	8,700	8,754	7,441										24,895
	Praslin	5,947	7,096	8,172										21,215
	La Digue	2,563	2,614	2,594										7,771
	Other Islands	405	413	413										1,230
<b>TOTAL</b>	<b>79,174</b>	<b>86,530</b>	<b>91,242</b>											<b>256,946</b>

Source: National Bureau of Statistics from hotel returns

Table 4c: ROOMS OCCUPIED BY TYPE OF ACCOMMODATION AND ISLAND - 2015 (Percentages)

		Jan-15	Feb-15	Mar-15	Apr-15	May-15	Jun-15	Jul-15	Aug-15	Sep-15	Oct-15	Nov-15	Dec-15	Q1
<b>Hotels</b>	Mahe	51	68	64										61
	Praslin	57	63	63										61
	La Digue	53	59	81										64
	Other Islands	52	66	65										61
<b>Guest Houses</b>	Mahe	58	68	60										62
	Praslin	67	75	67										70
	La Digue	55	63	79										66
	Other Islands	44	47	43										45
<b>Self Catering</b>	Mahe	37	41	31										36
	Praslin	55	72	75										67
	La Digue	37	41	37										38
	Other Islands	87	98	89										91
<b>TOTAL</b>		<b>51</b>	<b>62</b>	<b>59</b>										<b>57</b>

Source: National Bureau of Statistics from hotel returns

Table 4d: DISTRIBUTION OF ROOM OCCUPANCY BY TYPE OF ACCOMMODATION AND ISLAND - 2015 (Percentages)

		Jan-15	Feb-15	Mar-15	Apr-15	May-15	Jun-15	Jul-15	Aug-15	Sep-15	Oct-15	Nov-15	Dec-15	Q1
<b>Hotels</b>	Mahe	29	32	32										31
	Praslin	14	13	13										13
	La Digue	3	3	4										3
	Other Islands	8	8	9										8
<b>Guest Houses</b>	Mahe	11	10	10										10
	Praslin	7	6	6										6
	La Digue	3	3	4										4
	Other Islands	3	2	2										2
<b>Self Catering</b>	Mahe	11	10	8										10
	Praslin	8	8	9										8
	La Digue	3	3	3										3
	Other Islands	1	1	1										1
<b>TOTAL</b>		<b>100</b>	<b>100</b>	<b>100</b>										<b>100</b>

Source: National Bureau of Statistics from hotel returns

**Table 5a: ROOMS AVAILABLE BY ISLAND - 2015 (Numbers)**

	Jan-15	Feb-15	Mar-15	Apr-15	May-15	Jun-15	Jul-15	Aug-15	Sep-15	Oct-15	Nov-15	Dec-15	Q1
Mahe	83,979	75,852	83,979										243,810
Praslin	38,161	34,468	38,161										110,790
La Digue	16,368	14,784	16,368										47,520
Other Islands	17,174	15,512	17,174										49,860
<b>TOTAL</b>	<b>155,682</b>	<b>140,616</b>	<b>155,682</b>										<b>451,980</b>

Source: National Bureau of Statistics from hotel returns

**Table 5b: ROOMS OCCUPIED BY ISLAND - 2015 (Numbers)**

	Jan-15	Feb-15	Mar-15	Apr-15	May-15	Jun-15	Jul-15	Aug-15	Sep-15	Oct-15	Nov-15	Dec-15	Q1
Mahe	40,574	45,647	45,270										131,491
Praslin	22,249	23,509	25,597										71,356
La Digue	7,621	7,781	10,063										25,465
Other Islands	8,730	9,593	10,313										28,635
<b>TOTAL</b>	<b>79,174</b>	<b>86,530</b>	<b>91,242</b>										<b>256,946</b>

Source: National Bureau of Statistics from hotel returns

**Table 5c: ROOM OCCUPANCY BY ISLAND - 2015 (Percentages)**

	Jan-15	Feb-15	Mar-15	Apr-15	May-15	Jun-15	Jul-15	Aug-15	Sep-15	Oct-15	Nov-15	Dec-15	Q1
Mahe	48	60	54										54
Praslin	58	68	67										64
La Digue	47	53	61										54
Other Islands	51	62	60										57
<b>TOTAL</b>	<b>51</b>	<b>62</b>	<b>59</b>										<b>57</b>

Source: National Bureau of Statistics from hotel returns

**Table 5d: DISTRIBUTION OF ROOM OCCUPANCY BY ISLAND - 2015 (Percentages)**

	Jan-15	Feb-15	Mar-15	Apr-15	May-15	Jun-15	Jul-15	Aug-15	Sep-15	Oct-15	Nov-15	Dec-15	Q1
Mahe	51	53	50										51
Praslin	28	27	28										28
La Digue	10	9	11										10
Other Islands	11	11	11										11
<b>TOTAL</b>	<b>100</b>	<b>100</b>	<b>100</b>										<b>100</b>

Source: National Bureau of Statistics from hotel returns

**Table 6a: ROOMS AVAILABLE BY TYPE OF ACCOMMODATION - 2015 (Numbers)**

	Jan-15	Feb-15	Mar-15	Apr-15	May-15	Jun-15	Jul-15	Aug-15	Sep-15	Oct-15	Nov-15	Dec-15	Q1
Hotels	81,499	73,612	81,499										236,610
Guest Houses	32,085	28,980	32,085										93,150
Self Catering	42,098	38,024	42,098										122,220
<b>TOTAL</b>	<b>155,682</b>	<b>140,616</b>	<b>155,682</b>										<b>451,980</b>

Source: National Bureau of Statistics from hotel returns

**Table 6b: ROOMS OCCUPIED BY TYPE OF ACCOMMODATION - 2015 (Numbers)**

	Jan-15	Feb-15	Mar-15	Apr-15	May-15	Jun-15	Jul-15	Aug-15	Sep-15	Oct-15	Nov-15	Dec-15	Q1
Hotels	42,973	48,424	52,688										144,085
Guest Houses	18,585	19,230	19,936										57,751
Self Catering	17,616	18,876	18,619										55,111
<b>TOTAL</b>	<b>79,174</b>	<b>86,530</b>	<b>91,242</b>										<b>256,946</b>

Source: National Bureau of Statistics from hotel returns

**Table 6c: ROOM OCCUPANCY BY TYPE OF ACCOMMODATION - 2015 (Percentages)**

	Jan-15	Feb-15	Mar-15	Apr-15	May-15	Jun-15	Jul-15	Aug-15	Sep-15	Oct-15	Nov-15	Dec-15	Q1
Hotels	53	66	65										61
Guest Houses	58	66	62										62
Self Catering	42	50	44										45
<b>TOTAL</b>	<b>51</b>	<b>62</b>	<b>59</b>										<b>57</b>

Source: National Bureau of Statistics from hotel returns

**Table 6d: DISTRIBUTION OF ROOM OCCUPANCY BY ISLAND - 2015 (Percentages)**

	Jan-15	Feb-15	Mar-15	Apr-15	May-15	Jun-15	Jul-15	Aug-15	Sep-15	Oct-15	Nov-15	Dec-15	Q1
Hotels	54	56	58										60
Guest Houses	23	22	22										21
Self Catering	22	22	20										20
<b>TOTAL</b>	<b>100</b>	<b>100</b>	<b>100</b>										<b>100</b>

Source: National Bureau of Statistics from hotel returns