



National Bureau of Statistics

STATISTICAL

BULLETIN

Catalogue Number: Hotel Statistics 2014 /Q4

Released: 31 March 2015

HOTEL STATISTICS

2014-Q4

During quarter four of 2014, licensed accommodation establishments sold **507,042** bed nights and **242,819** room nights. This represented an occupancy rate of **(60%)** for beds and **(58%)** for rooms. The highest bed occupancy rate for hotels was on Praslin **(65%)**. For guest houses, the highest bed occupancy was on La Digue **(78%)**. Self-catering establishments on Other Islands recorded the highest bed occupancy, **(93%)**.

CONTENTS

1. Introduction
2. Results and highlights
3. Concepts, sources and methods
4. Next release
5. Contact us

TABLES

- 1(a) Beds available by type of accommodation and island (Numbers)
- 1(b) Beds occupied by type of accommodation and island (Numbers)
- 1(c) Beds occupied by type of accommodation and island (Percentages)
- 1(d) Distribution of bed occupancy by type of accommodation and island (Percentages)
- 2(a)-2(d) Beds available, beds occupied, bed occupancy and distribution by island
- 3(a)-3(d) Beds available, beds occupied, bed occupancy and distribution by type of accommodation
- 4(a) Rooms available by type of accommodation and island (Numbers)
- 4(b) Rooms occupied by type of accommodation and island (Numbers)
- 4(c) Rooms occupied by type of accommodation and island (Percentages)
- 4(d) Distribution of room occupancy by type of accommodation and island (Percentages)
- 5(a)-5(d) Rooms available, rooms occupied, room occupancy and distribution by island
- 6(a)-6(d) Rooms available, rooms occupied, room occupancy and distribution by type of accommodation

National Bureau of Statistics

CARAVELLE HOUSE - MANGLIER STREET, P.O. BOX 206 - VICTORIA - MAHE - SEYCHELLES, Tel: +248 611650 - Fax: +248 225634/225339
E-mail: ceo@nbs.gov.sc, stats@nbs.gov.sc - Website: www.nbs.gov.sc

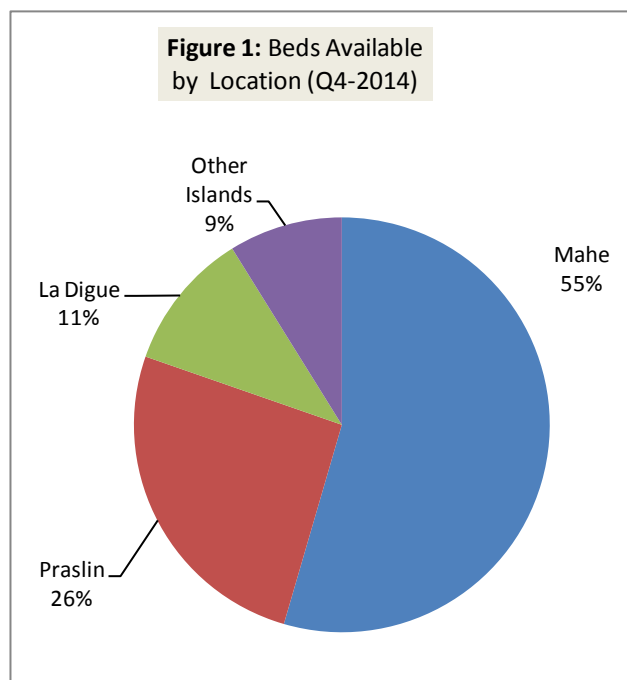
"Your stepping-stone for informed decisions"

1. INTRODUCTION

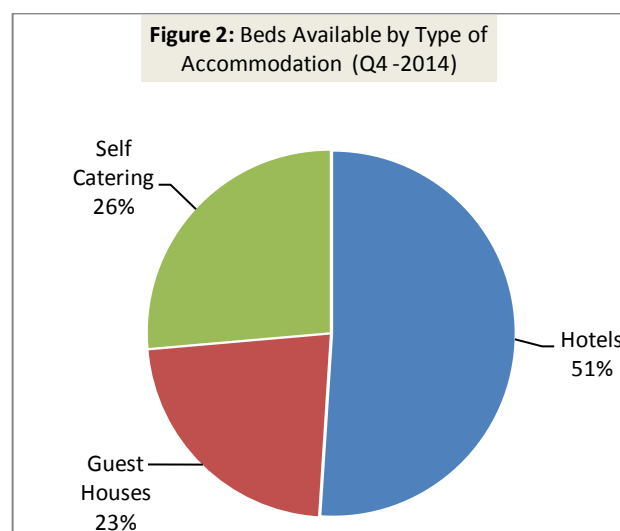
This issue of the bulletin presents monthly bed and room occupancy statistics for the period January to December 2014. The classification used for this presentation is based on the Recommendations of Tourism Statistics adopted by the World Tourism Organisation (UNWTO). Establishments are classified by category and by island.

2. RESULTS AND HIGHLIGHTS

There were **845,388** beds available in quarter four of 2014. Of these, **55%** were on Mahe, **26%** on Praslin, **11%** on La Digue and **9%** on other islands. (*Table 2a & Figure 1*).



A distribution of the number of available beds by type of accommodation shows that, **51%** were in hotels, **23%** in guest houses and **26%** in self catering establishments. (*Table 3a & Figure 2*).



In quarter four of 2014, licensed accommodation establishments sold **507,042** bed nights and **242,819** room nights. This represents an occupancy rate of **60%** for beds and **58%** for rooms.

The highest bed occupancy rate for hotels was on Praslin (**65%**). The highest bed occupancy for guest houses was on La Digue (**78%**) and the lowest was on other islands (**44%**). For self-catering establishments, the highest bed occupancy was on other islands (**93%**) and the lowest was on Mahe, (**37%**). (*Table 1c*).

An analysis of the distribution of bed occupancy by island shows that of the total number of beds occupied in 2014, **51%** were on Mahe, **30%** on Praslin, **11%** on La Digue and **8%** on other islands. (*Table 2d*).

An analysis of the bed occupancy by type of accommodation shows that, of the total beds occupied in quarter four of 2014, **52%** were in hotels, **25%** in guesthouses and **23%** in self-catering establishments. (*Table 3d*).

ROOMS AVAILABLE AND OCCUPANCY

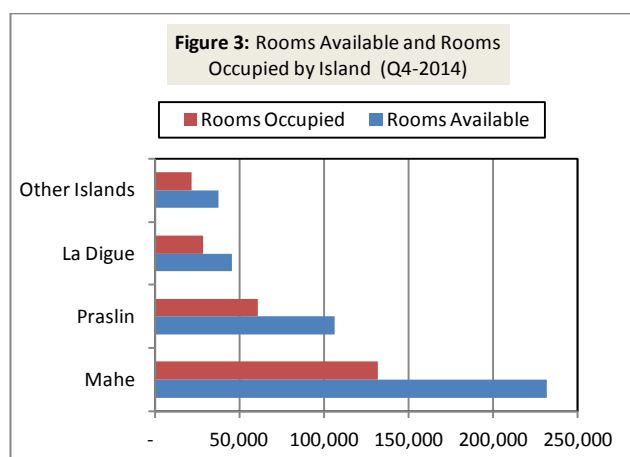
Q4, 2014

Tables 4a to 6d provide the number of rooms available and occupancy rates by island and type of accommodation. During quarter four of 2014, average room occupancy stood at **58%**.

Of the total number of rooms sold by type of accommodation in quarter four of 2014, hotels recorded (**61%**) occupancy, guesthouses (**66%**) occupancy and self catering establishments (**44%**). (*Table 6c*).

Hotels on other islands had the highest room occupancy in quarter four of 2014, (**66%**). In the category of guesthouses, La Digue recorded (**74%**) occupancy whereas for self catering establishments, other islands had the highest room occupancy (**90%**). (*Table 4c*).

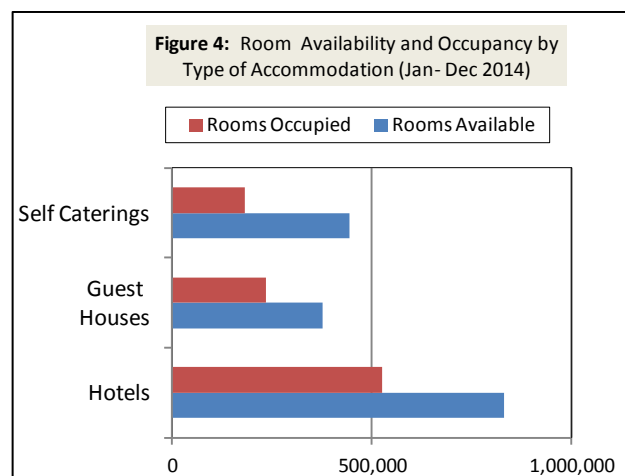
An analysis of room occupancy by island shows that in quarter four of 2014, La Digue island had the highest room occupancy (**62%**) followed by Other islands (**58%**). (*Table 5c*).



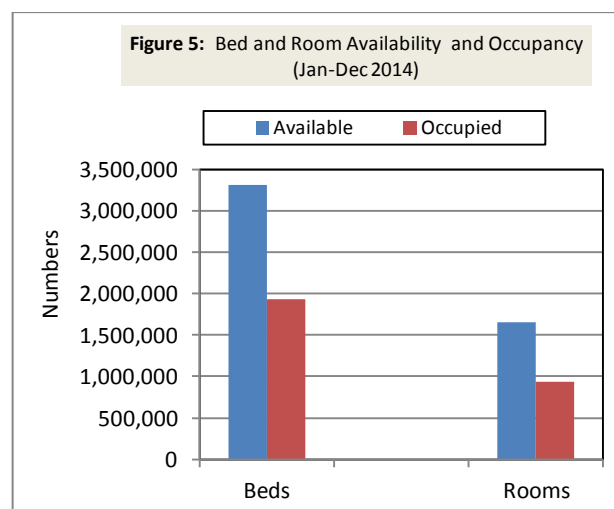
An analysis of the distribution of rooms sold in quarter four of 2014, shows that **54%** were in hotels, **26%** in guest houses and **20%** in self catering establishments. (*Table 6d*).

JANUARY - DECEMBER

A total of **1,933,681** bed nights and **940,166** room nights were sold during 2014. Visitors occupied **1, 904,134** of the bed nights sold.



The percentage occupancy rates to date have been **58%** for beds and **57%** for rooms.



3. CONCEPTS SOURCES AND METHODS

The computation of bed and room occupancy statistics is based on information collected from a monthly sample accommodation services survey (MASS) of licensed accommodation establishments. The updated list of the tourism establishments is obtained periodically from the Seychelles Tourism Board (STB) and the accommodation establishments are grouped by island and

categorised by type (hotels, guest houses and self catering). The classification by type is based on a customised version of the UN ISIC.

4. NEXT RELEASE

The next issue of the Bulletin will be released on 30th June 2015.

5. CONTACT US

For more information regarding this publication please contact Laurenia Pouponneau on Tel: + (248) 4 611 671 / Fax: + (248) 4 225 634 or email: stats@nbs.gov.sc

Table 1a BEDS AVAILABLE BY TYPE OF ACCOMMODATION AND ISLAND - 2014 (Numbers)

		Jan-14	Feb-14	Mar-14	Apr-14	May-14	Jun-14	Jul-14	Aug-14	Sep-14	Oct-14	Nov-14	Dec-14	Q1	Q2	Q3	Q4	Jan-Dec
Hotels	Mahe	73,036	65,968	73,036	70,680	83,142	80,460	83,142	83,142	80,460	83,142	80,460	83,142	212,040	234,282	246,744	246,744	939,810
	Praslin	38,936	35,168	38,936	37,680	38,936	37,680	38,936	38,936	37,680	38,936	37,680	38,936	113,040	114,296	115,552	115,552	458,440
	La Digue	8,928	8,064	8,928	8,640	8,928	8,640	8,928	8,928	8,640	8,928	8,640	8,928	25,920	26,208	26,496	26,496	105,120
	Other Islands	14,198	12,824	14,198	13,740	14,198	13,740	14,198	14,198	13,740	14,198	13,740	14,198	41,220	41,678	42,136	42,136	167,170
Guest Houses	Mahe	28,799	26,012	28,799	27,870	28,799	27,870	28,799	28,799	27,870	28,799	27,870	28,799	83,610	84,539	85,468	85,468	339,085
	Praslin	15,934	14,392	15,934	15,420	15,934	15,420	15,934	15,934	15,420	15,934	15,420	15,934	46,260	46,774	47,288	47,288	187,610
	La Digue	9,424	8,512	9,424	9,120	9,424	9,120	9,424	9,424	9,120	9,424	9,120	9,424	27,360	27,664	27,968	27,968	110,960
	Other Islands	10,106	9,128	10,106	9,780	10,106	9,780	10,106	10,106	9,780	10,106	9,780	10,106	29,340	29,666	29,992	29,992	118,990
Self Catering	Mahe	43,338	39,144	43,338	41,940	43,338	41,940	43,338	43,338	41,940	43,338	41,940	43,338	125,820	127,218	128,616	128,616	510,270
	Praslin	18,662	16,856	18,662	18,060	18,662	18,060	18,662	18,662	18,060	18,662	18,060	18,662	54,180	54,782	55,384	55,384	219,730
	La Digue	12,462	11,256	12,462	12,060	12,462	12,060	12,462	12,462	12,060	12,462	12,060	12,462	36,180	36,582	36,984	36,984	146,730
	Other Islands	930	840	930	900	930	900	930	930	900	930	900	930	2,700	2,730	2,760	2,760	10,950
TOTAL	274,753	248,164	274,753	265,890	284,859	275,670	284,859	284,859	275,670	284,859	275,670	284,859	797,670	826,419	845,388	845,388	3,314,865	

Source: National Bureau of Statistics from hotel returns

Table 1b: BEDS OCCUPIED BY TYPE OF ACCOMMODATION AND ISLAND - 2014 (Numbers)

		Jan-14	Feb-14	Mar-14	Apr-14	May-14	Jun-14	Jul-14	Aug-14	Sep-14	Oct-14	Nov-14	Dec-14	Q1	Q2	Q3	Q4	Jan-Dec
Hotels	Mahe	47,794	49,262	51,892	50,692	48,966	47,470	48,241	53,895	45,770	54,102	48,112	46,857	148,948	147,128	147,906	149,071	593,053
	Praslin	19,950	22,115	24,983	27,042	21,298	20,522	23,329	26,449	24,557	25,707	25,216	24,462	67,048	68,862	74,335	75,385	285,630
	La Digue	4,483	4,956	5,329	5,278	5,046	5,187	5,187	5,187	5,187	5,187	5,187	5,187	14,768	15,511	15,561	15,561	61,401
	Other Islands	7,685	8,886	8,328	11,311	9,762	8,692	8,794	8,559	7,007	8,650	8,650	8,650	24,899	29,765	24,360	25,950	104,974
Guest Houses	Mahe	20,767	18,380	19,652	20,501	18,797	18,158	17,513	17,912	17,522	20,502	20,527	20,212	58,799	57,456	52,947	61,242	230,444
	Praslin	8,179	8,123	9,359	9,674	9,089	8,441	8,628	10,073	10,171	10,008	10,005	9,753	25,661	27,204	28,872	29,765	111,503
	La Digue	4,674	5,862	6,405	6,591	6,464	5,132	6,494	6,384	7,867	7,609	7,299	6,938	16,940	18,187	20,745	21,847	77,719
	Other Islands	4,642	3,988	4,372	4,415	4,062	3,790	4,352	4,374	4,390	4,432	4,286	4,419	13,001	12,267	13,116	13,138	51,523
Self Catering	Mahe	14,269	15,595	13,280	13,812	12,927	14,341	12,819	15,077	14,322	17,374	15,119	15,712	43,143	41,080	42,218	48,204	174,645
	Praslin	12,015	13,343	13,889	15,531	14,031	13,514	14,555	14,734	15,134	16,688	15,474	15,018	39,247	43,076	44,422	47,179	173,925
	La Digue	3,667	4,737	5,068	4,984	3,772	4,293	4,483	4,777	6,004	5,886	5,769	5,465	13,472	13,049	15,264	17,120	58,904
	Other Islands	810	795	848	855	788	795	795	893	803	893	870	818	2,453	2,438	2,490	2,580	9,960
TOTAL	148,936	156,041	163,403	170,686	155,002	150,335	155,189	168,314	158,734	177,038	166,513	163,491	468,380	476,023	482,237	507,042	1,933,681	

Source: National Bureau of Statistics from hotel returns

Table 1c BEDS OCCUPIED BY TYPE OF ACCOMMODATION AND ISLAND - 2014 (Percentages)

		Jan-14	Feb-14	Mar-14	Apr-14	May-14	Jun-14	Jul-14	Aug-14	Sep-14	Oct-14	Nov-14	Dec-14	Q1	Q2	Q3	Q4	Jan-Dec
Hotels	Mahe	65	75	71	72	59	59	58	65	57	65	60	56	70	63	60	60	63
	Praslin	51	63	64	72	55	54	60	68	65	66	67	63	59	60	64	65	62
	La Digue	50	61	60	61	57	60	58	58	60	58	60	58	57	59	59	59	58
	Other Islands	54	69	59	82	69	63	62	60	51	61	63	61	60	71	58	62	63
Guest Houses	Mahe	72	71	68	74	65	65	61	62	63	71	74	70	70	68	62	72	68
	Praslin	51	56	59	63	57	55	54	63	66	63	65	61	55	58	61	63	59
	La Digue	50	69	68	72	69	56	69	68	86	81	80	74	62	66	74	78	70
	Other Islands	46	44	43	45	40	39	43	43	45	44	44	44	44	41	44	44	43
Self Catering	Mahe	33	40	31	33	30	34	30	35	34	40	36	36	34	32	33	37	34
	Praslin	64	79	74	86	75	75	78	79	84	89	86	80	72	79	80	85	79
	La Digue	29	42	41	41	30	36	36	38	50	47	48	44	37	36	41	46	40
	Other Islands	87	95	91	95	85	88	85	96	89	96	97	88	91	89	90	93	91
TOTAL	54	63	59	64	54	55	54	59	58	62	60	57	59	58	57	60	58	

Source: National Bureau of Statistics from hotel returns

Table 1d DISTRIBUTION OF BED OCCUPANCY BY TYPE OF ACCOMMODATION AND ISLAND - 2014 (Percentages)

		Jan-14	Feb-14	Mar-14	Apr-14	May-14	Jun-14	Jul-14	Aug-14	Sep-14	Oct-14	Nov-14	Dec-14	Q1	Q2	Q3	Q4	Jan-Dec
Hotels	Mahe	32	32	32	30	32	32	31	32	29	31	29	29	32	31	31	29	31
	Praslin	13	14	15	16	14	14	15	16	15	15	15	15	14	14	15	15	15
	La Digue	3	3	3	3	3	3	3	3	3	3	3	3	3	3	3	3	3
	Other Islands	5	6	5	7	6	6	6	5	4	5	5	5	5	6	5	5	5
Guest Houses	Mahe	14	12	12	12	12	12	11	11	11	12	12	12	13	12	11	12	12
	Praslin	5	5	6	6	6	6	6	6	6	6	6	6	5	6	6	6	6
	La Digue	3	4	4	4	4	3	4	4	5	4	4	4	4	4	4	4	4
	Other Islands	3	3	3	3	3	3	3	3	3	3	3	3	3	3	3	3	3
Self Catering	Mahe	10	10	8	8	8	10	8	9	9	10	9	10	9	9	9	10	9
	Praslin	8	9	8	9	9	9	9	9	10	9	9	9	8	9	9	9	9
	La Digue	2	3	3	3	2	3	3	3	4	3	3	3	3	3	3	3	3
	Other Islands	1	1	1	1	1	1	1	1	1	1	1	1	1	1	1	1	1
TOTAL	100	100	100	100	100	100	100	100	100	100	100	100	100	100	100	100	100	

Source: National Bureau of Statistics from hotel returns

Table 2a: BEDS AVAILABLE BY ISLAND - 2014 (Numbers)

	Jan-14	Feb-14	Mar-14	Apr-14	May-14	Jun-14	Jul-14	Aug-14	Sep-14	Oct-14	Nov-14	Dec-14	Q1	Q2	Q3	Q4	Jan-Dec
Mahe	145,173	131,124	145,173	140,490	155,279	150,270	155,279	155,279	150,270	155,279	150,270	155,279	421,470	446,039	460,828	460,828	1,789,165
Praslin	73,532	66,416	73,532	71,160	73,532	71,160	73,532	73,532	71,160	73,532	71,160	73,532	213,480	215,852	218,224	218,224	865,780
La Digue	30,814	27,832	30,814	29,820	30,814	29,820	30,814	30,814	29,820	30,814	29,820	30,814	89,460	90,454	91,448	91,448	362,810
Other Islands	25,234	22,792	25,234	24,420	25,234	24,420	25,234	25,234	24,420	25,234	24,420	25,234	73,260	74,074	74,888	74,888	297,110
TOTAL	274,753	248,164	274,753	265,890	284,859	275,670	284,859	284,859	275,670	284,859	275,670	284,859	797,670	826,419	845,388	845,388	3,314,865

Source: National Bureau of Statistics from hotel returns

Table 2b: BEDS OCCUPIED BY ISLAND - 2014 (Numbers)

	Jan-14	Feb-14	Mar-14	Apr-14	May-14	Jun-14	Jul-14	Aug-14	Sep-14	Oct-14	Nov-14	Dec-14	Q1	Q2	Q3	Q4	Jan-Dec
Mahe	82,830	83,236	84,824	85,004	80,691	79,969	78,573	86,885	77,614	91,978	83,758	82,781	250,890	245,664	243,072	258,517	998,142
Praslin	40,145	43,581	48,231	52,247	44,418	42,477	46,512	51,256	49,862	52,402	50,694	49,233	131,956	139,142	147,629	152,329	571,057
La Digue	12,824	15,555	16,801	16,853	15,281	14,612	16,164	16,348	19,058	18,683	18,255	17,590	45,180	46,747	51,569	54,528	198,024
Other Islands	13,137	13,669	13,547	16,581	14,612	13,277	13,941	13,826	12,200	13,975	13,806	13,887	40,353	44,470	39,966	41,668	166,457
TOTAL	148,936	156,041	163,403	170,686	155,002	150,335	155,189	168,314	158,734	177,038	166,513	163,491	468,380	476,023	482,237	507,042	1,933,681

Source: National Bureau of Statistics from hotel returns

Table 2c: BED OCCUPANCY BY ISLAND - 2014 (Percentages)

	Jan-14	Feb-14	Mar-14	Apr-14	May-14	Jun-14	Jul-14	Aug-14	Sep-14	Oct-14	Nov-14	Dec-14	Q1	Q2	Q3	Q4	Jan-Dec
Mahe	57	63	58	61	52	53	51	56	52	59	56	53	60	55	53	56	56
Praslin	55	66	66	73	60	60	63	70	70	71	71	67	62	64	68	70	66
La Digue	42	56	55	57	50	49	52	53	64	61	61	57	51	52	56	60	55
Other Islands	52	60	54	68	58	54	55	55	50	55	57	55	55	60	53	56	56
TOTAL	54	63	59	64	54	55	54	59	58	62	60	57	59	58	57	60	58

Source: National Bureau of Statistics from hotel returns

Table 2d: DISTRIBUTION OF BED OCCUPANCY BY ISLAND - 2014 (Percentages)

	Jan-14	Feb-14	Mar-14	Apr-14	May-14	Jun-14	Jul-14	Aug-14	Sep-14	Oct-14	Nov-14	Dec-14	Q1	Q2	Q3	Q4	Jan-Dec
Mahe	56	53	52	50	52	53	51	52	49	52	50	51	54	52	50	51	52
Praslin	27	28	30	31	29	28	30	30	31	30	30	30	28	29	31	30	30
La Digue	9	10	10	10	10	10	10	10	12	11	11	11	10	10	11	11	10
Other Islands	9	9	8	10	9	9	9	8	8	8	8	8	9	9	8	8	9
TOTAL	100	100	100	100	100	100	100	100	100	100	100	100	100	100	100	100	100

Source: National Bureau of Statistics from hotel returns

Table 3a: BEDS AVAILABLE BY TYPE OF ACCOMMODATION - 2014 (Numbers)

	Jan-14	Feb-14	Mar-14	Apr-14	May-14	Jun-14	Jul-14	Aug-14	Sep-14	Oct-14	Nov-14	Dec-14	Q1	Q2	Q3	Q4	Jan-Dec
Hotels	135,098	122,024	135,098	130,740	145,204	140,520	145,204	145,204	140,520	145,204	140,520	145,204	392,220	416,464	430,928	430,928	1,670,540
Guest Houses	64,263	58,044	64,263	62,190	64,263	62,190	64,263	64,263	62,190	64,263	62,190	64,263	186,570	188,643	190,716	190,716	756,645
Self Catering	75,392	68,096	75,392	72,960	75,392	72,960	75,392	75,392	72,960	75,392	72,960	75,392	218,880	221,312	223,744	223,744	887,680
TOTAL	274,753	248,164	274,753	265,890	284,859	275,670	284,859	284,859	275,670	284,859	275,670	284,859	797,670	826,419	845,388	845,388	3,314,865

Source: National Bureau of Statistics from hotel returns

Table 3b: BEDS OCCUPIED BY TYPE OF ACCOMMODATION - 2014 (Numbers)

	Jan-14	Feb-14	Mar-14	Apr-14	May-14	Jun-14	Jul-14	Aug-14	Sep-14	Oct-14	Nov-14	Dec-14	Q1	Q2	Q3	Q4	Jan-Dec
Hotel	79,912	85,219	90,532	94,323	85,072	81,871	85,551	94,090	82,521	93,646	87,165	85,156	255,663	261,266	262,162	265,967	1,045,058
Guest House	38,263	36,352	39,788	41,181	38,412	35,521	36,987	38,743	39,951	42,552	42,117	41,322	114,403	115,115	115,681	125,991	471,189
Self Catering	30,761	34,470	33,083	35,182	31,518	32,943	32,651	35,481	36,262	40,840	37,231	37,012	98,314	99,642	104,394	115,083	417,433
TOTAL	148,936	156,041	163,403	170,686	155,002	150,335	155,189	168,314	158,734	177,038	166,513	163,491	468,380	476,023	482,237	507,042	1,933,681

Source: National Bureau of Statistics from hotel returns

Table 3c: BED OCCUPANCY BY TYPE OF ACCOMMODATION - 2014 (Percentages)

	Jan-14	Feb-14	Mar-14	Apr-14	May-14	Jun-14	Jul-14	Aug-14	Sep-14	Oct-14	Nov-14	Dec-14	Q1	Q2	Q3	Q4	Jan-Dec
Hotel	59	70	67	72	59	58	59	65	59	64	62	59	65	63	61	62	63
Guest House	60	63	62	66	60	57	58	60	64	66	68	64	61	61	61	66	62
Self Catering	41	51	44	48	42	45	43	47	50	54	51	49	45	45	47	51	47
TOTAL	54	63	59	64	54	55	54	59	58	62	60	57	59	58	57	60	58

Source: National Bureau of Statistics from hotel returns

Table 3d: DISTRIBUTION OF BED OCCUPANCY BY TYPE OF ACCOMMODATION - 2014 (Percentages)

	Jan-14	Feb-14	Mar-14	Apr-14	May-14	Jun-14	Jul-14	Aug-14	Sep-14	Oct-14	Nov-14	Dec-14	Q1	Q2	Q3	Q4	Jan-Dec
Hotels	54	55	55	55	55	54	55	56	52	53	52	52	55	55	54	52	54
Guest Houses	26	23	24	24	25	24	24	23	25	24	25	25	24	24	24	25	24
Self Catering	21	22	20	21	20	22	21	21	23	23	22	23	21	21	22	23	22
TOTAL	100	100	100	100	100	100	100	100	100	100	100	100	100	100	100	100	100

Source: National Bureau of Statistics from hotel returns

Table 4a: ROOMS AVAILABLE BY TYPE OF ACCOMMODATION AND ISLAND - 2014 (Numbers)

		Jan-14	Feb-14	Mar-14	Apr-14	May-14	Jun-14	Jul-14	Aug-14	Sep-14	Oct-14	Nov-14	Dec-14	Q1	Q2	Q3	Q4	Jan-Dec
Hotels	Mahe	36,673	33,124	36,673	35,490	41,726	40,380	41,726	41,726	40,380	41,726	40,380	41,726	106,470	117,596	123,832	123,832	471,730
	Praslin	18,848	17,024	18,848	18,240	18,848	18,240	18,848	18,848	18,240	18,848	18,240	18,848	54,720	55,328	55,936	55,936	221,920
	La Digue	4,464	4,032	4,464	4,320	4,464	4,320	4,464	4,464	4,320	4,464	4,320	4,464	12,960	13,104	13,248	13,248	52,560
	Other Islands	7,099	6,412	7,099	6,870	7,099	6,870	7,099	7,099	6,870	7,099	6,870	7,099	20,610	20,839	21,068	21,068	83,585
Guest Houses	Mahe	14,570	13,160	14,570	14,100	14,570	14,100	14,570	14,570	14,100	14,570	14,100	14,570	42,300	42,770	43,240	43,240	171,550
	Praslin	7,595	6,860	7,595	7,350	7,595	7,350	7,595	7,595	7,350	7,595	7,350	7,595	22,050	22,295	22,540	22,540	89,425
	La Digue	4,712	4,256	4,712	4,560	4,712	4,560	4,712	4,712	4,560	4,712	4,560	4,712	13,680	13,832	13,984	13,984	55,480
	Other Islands	5,053	4,564	5,053	4,890	5,053	4,890	5,053	5,053	4,890	5,053	4,890	5,053	14,670	14,833	14,996	14,996	59,495
Self Catering	Mahe	21,669	19,572	21,669	20,970	21,669	20,970	21,669	21,669	20,970	21,669	20,970	21,669	62,910	63,609	64,308	64,308	255,135
	Praslin	9,393	8,484	9,393	9,090	9,393	9,090	9,393	9,393	9,090	9,393	9,090	9,393	27,270	27,573	27,876	27,876	110,595
	La Digue	6,169	5,572	6,169	5,970	6,169	5,970	6,169	6,169	5,970	6,169	5,970	6,169	17,910	18,109	18,308	18,308	72,635
	Other Islands	465	420	465	450	465	450	465	465	450	465	450	465	1,350	1,365	1,380	1,380	5,475
TOTAL	136,710	123,480	136,710	132,300	141,763	137,190	141,763	141,763	137,190	141,763	137,190	141,763	396,900	411,253	420,716	420,716	1,649,585	

Source: National Bureau of Statistics from hotel returns

Table 4b: ROOMS OCCUPIED BY TYPE OF ACCOMMODATION AND ISLAND - 2014 (Numbers)

		Jan-14	Feb-14	Mar-14	Apr-14	May-14	Jun-14	Jul-14	Aug-14	Sep-14	Oct-14	Nov-14	Dec-14	Q1	Q2	Q3	Q4	Jan-Dec
Hotels	Mahe	25,145	25,296	26,190	26,024	25,383	24,162	24,334	26,040	24,486	25,539	24,791	23,828	76,631	75,569	74,860	74,158	301,217
	Praslin	9,514	10,647	12,213	12,913	10,404	9,948	11,866	12,890	12,612	12,264	12,058	11,790	32,374	33,265	37,368	36,112	139,119
	La Digue	1,751	1,828	2,515	2,669	2,436	2,506	2,505	2,489	2,483	2,475	2,467	2,459	6,094	7,611	7,476	7,401	28,582
	Other Islands	4,388	4,588	4,702	5,069	4,493	4,452	5,120	4,605	4,076	4,805	4,455	4,671	13,678	14,014	13,801	13,931	55,424
Guest Houses	Mahe	9,276	9,578	10,215	10,692	10,181	9,073	9,260	9,325	9,551	10,388	10,706	10,446	29,068	29,946	28,135	31,539	118,688
	Praslin	4,244	4,100	4,435	4,507	3,972	3,602	4,317	4,550	4,498	4,676	4,527	4,378	12,780	12,082	13,365	13,581	51,808
	La Digue	2,255	2,930	3,494	2,986	3,027	2,662	2,879	3,161	3,450	3,876	3,535	2,958	8,679	8,675	9,490	10,368	37,212
	Other Islands	2,171	2,011	2,187	2,229	2,072	1,942	2,185	2,178	2,125	2,260	2,153	2,199	6,369	6,243	6,488	6,612	25,712
Self Catering	Mahe	7,926	9,612	8,000	8,466	7,243	7,079	7,031	7,857	7,900	9,227	8,065	8,713	25,537	22,788	22,787	26,005	97,118
	Praslin	3,173	2,781	3,330	3,467	3,170	3,314	3,497	3,585	4,428	3,832	3,533	3,899	9,284	9,951	11,510	11,264	42,010
	La Digue	3,039	3,055	2,994	3,537	2,691	2,618	2,702	2,975	4,090	3,597	3,570	3,444	9,088	8,846	9,767	10,611	38,312
	Other Islands	405	413	413	420	420	405	398	420	435	428	405	405	1,230	1,245	1,253	1,238	4,965
TOTAL	73,286	76,839	80,687	82,979	75,492	71,763	76,093	80,074	80,132	83,365	80,265	79,190	230,813	230,235	236,299	242,819	940,166	

Source: National Bureau of Statistics from hotel returns

Table 4c: ROOMS OCCUPIED BY TYPE OF ACCOMMODATION AND ISLAND - 2014 (Percentages)

		Jan-14	Feb-14	Mar-14	Apr-14	May-14	Jun-14	Jul-14	Aug-14	Sep-14	Oct-14	Nov-14	Dec-14	Q1	Q2	Q3	Q4	Jan-Dec
Hotels	Mahe	69	76	71	73	61	60	58	62	61	61	61	57	72	64	60	60	64
	Praslin	50	63	65	71	55	55	63	68	69	65	66	63	59	60	67	65	63
	La Digue	39	45	56	62	55	58	56	56	57	55	57	55	47	58	56	56	54
	Other Islands	62	72	66	74	63	65	72	65	59	68	65	66	66	67	66	66	66
Guest Houses	Mahe	64	73	70	76	70	64	64	64	68	71	76	72	69	70	65	73	69
	Praslin	56	60	58	61	52	49	57	60	61	62	62	58	58	54	59	60	58
	La Digue	48	69	74	65	64	58	61	67	76	82	78	63	63	63	68	74	67
	Other Islands	43	44	43	46	41	40	43	43	43	45	44	44	43	42	43	44	43
Self Catering	Mahe	37	49	37	40	33	34	32	36	38	43	38	40	41	36	35	40	38
	Praslin	34	33	35	38	34	36	37	38	49	41	39	42	34	36	41	40	38
	La Digue	49	55	49	59	44	44	44	48	69	58	60	56	51	49	53	58	53
	Other Islands	87	98	89	93	90	90	85	90	97	92	90	87	91	91	91	90	91
TOTAL		54	62	59	63	53	52	54	56	58	59	59	56	58	56	56	58	57

Source: National Bureau of Statistics from hotel returns

Table 4d: DISTRIBUTION OF ROOM OCCUPANCY BY TYPE OF ACCOMMODATION AND ISLAND - 2014 (Percentages)

		Jan-14	Feb-14	Mar-14	Apr-14	May-14	Jun-14	Jul-14	Aug-14	Sep-14	Oct-14	Nov-14	Dec-14	Q1	Q2	Q3	Q4	Jan-Dec
Hotels	Mahe	34	33	32	31	34	34	32	33	31	31	31	30	33	33	32	31	32
	Praslin	13	14	15	16	14	14	16	16	16	15	15	15	14	14	16	15	15
	La Digue	2	2	3	3	3	3	3	3	3	3	3	3	3	3	3	3	3
	Other Islands	6	6	6	6	6	6	7	6	5	6	6	6	6	6	6	6	6
Guest Houses	Mahe	13	12	13	13	13	13	12	12	12	12	13	13	9	13	12	13	13
	Praslin	6	5	5	5	5	5	6	6	6	6	6	6	6	5	6	6	6
	La Digue	3	4	4	4	4	4	4	4	4	5	4	4	4	4	4	4	4
	Other Islands	3	3	3	3	3	3	3	3	3	3	3	3	6	3	3	3	3
Self Catering	Mahe	11	13	10	10	10	10	9	10	10	11	10	11	10	10	10	11	10
	Praslin	4	4	4	4	4	5	5	4	6	5	4	5	4	4	5	5	4
	La Digue	4	4	4	4	4	4	4	4	5	4	4	4	3	4	4	4	4
	Other Islands	1	1	1	1	1	1	1	1	1	1	1	1	1	1	1	1	1
TOTAL		100	100	100	100	100	100	100	100	100	100	100	100	100	100	100	100	100

Source: National Bureau of Statistics from hotel returns

Table 5a: ROOMS AVAILABLE BY ISLAND - 2014 (Numbers)

	Jan-14	Feb-14	Mar-14	Apr-14	May-14	Jun-14	Jul-14	Aug-14	Sep-14	Oct-14	Nov-14	Dec-14	Q1	Q2	Q3	Q4	Jan-Dec
Mahe	72,912	65,856	72,912	70,560	77,965	75,450	77,965	77,965	75,450	77,965	75,450	77,965	211,680	223,975	231,380	231,380	898,415
Praslin	35,836	32,368	35,836	34,680	35,836	34,680	35,836	35,836	34,680	35,836	34,680	35,836	104,040	105,196	106,352	106,352	421,940
La Digue	15,345	13,860	15,345	14,850	15,345	14,850	15,345	15,345	14,850	15,345	14,850	15,345	44,550	45,045	45,540	45,540	180,675
Other Islands	12,617	11,396	12,617	12,210	12,617	12,210	12,617	12,617	12,210	12,617	12,210	12,617	36,630	37,037	37,444	37,444	148,555
TOTAL	136,710	123,480	136,710	132,300	141,763	137,190	141,763	141,763	137,190	141,763	137,190	141,763	396,900	411,253	420,716	420,716	1,649,585

Source: National Bureau of Statistics from hotel returns

Table 5b: ROOMS OCCUPIED BY ISLAND - 2014 (Numbers)

	Jan-14	Feb-14	Mar-14	Apr-14	May-14	Jun-14	Jul-14	Aug-14	Sep-14	Oct-14	Nov-14	Dec-14	Q1	Q2	Q3	Q4	Jan-Dec
Mahe	42,346	44,486	44,404	45,182	42,806	40,314	40,624	43,222	41,937	45,153	43,562	42,987	131,237	128,303	125,782	131,702	517,023
Praslin	16,931	17,529	19,978	20,888	17,546	16,864	19,680	21,026	21,537	20,772	20,118	20,067	54,438	55,298	62,243	60,957	232,936
La Digue	7,045	7,813	9,003	9,191	8,155	7,786	8,086	8,624	10,022	9,948	9,572	8,861	23,861	25,132	26,733	28,380	104,106
Other Islands	6,964	7,012	7,302	7,718	6,985	6,799	7,703	7,203	6,636	7,493	7,013	7,275	21,277	21,502	21,542	21,781	86,101
TOTAL	73,286	76,839	80,687	82,979	75,492	71,763	76,093	80,074	80,132	83,365	80,265	79,190	230,813	230,235	236,299	242,819	940,166

Source: National Bureau of Statistics from hotel returns

Table 5c: ROOM OCCUPANCY BY ISLAND - 2014 (Percentages)

	Jan-14	Feb-14	Mar-14	Apr-14	May-14	Jun-14	Jul-14	Aug-14	Sep-14	Oct-14	Nov-14	Dec-14	Q1	Q2	Q3	Q4	Jan-Dec
Mahe	58	68	61	64	55	53	52	55	56	58	58	55	62	57	54	57	58
Praslin	47	54	56	60	49	49	55	59	62	58	58	56	52	53	59	57	55
La Digue	46	56	59	62	53	52	53	56	67	65	64	58	54	56	59	62	58
Other Islands	55	62	58	63	55	56	61	57	54	59	57	58	58	58	58	58	58
TOTAL	54	62	59	63	53	52	54	56	58	59	59	56	58	56	56	58	57

Source: National Bureau of Statistics from hotel returns

Table 5d: DISTRIBUTION OF ROOM OCCUPANCY BY ISLAND - 2014 (Percentages)

	Jan-14	Feb-14	Mar-14	Apr-14	May-14	Jun-14	Jul-14	Aug-14	Sep-14	Oct-14	Nov-14	Dec-14	Q1	Q2	Q3	Q4	Jan-Dec
Mahe	58	58	55	54	57	56	53	54	52	54	54	54	57	56	53	54	55
Praslin	23	23	25	25	23	23	26	26	27	25	25	25	24	24	26	25	25
La Digue	10	10	11	11	11	11	11	11	13	12	12	11	10	11	11	12	11
Other Islands	10	9	9	9	9	9	10	9	8	9	9	9	9	9	9	9	9
TOTAL	100	100	100	100	100	100	100	100	100	100	100	100	100	100	100	100	100

Source: National Bureau of Statistics from hotel returns

Table 6a: ROOMS AVAILABLE BY TYPE OF ACCOMMODATION - 2014 (Numbers)

	Jan-14	Feb-14	Mar-14	Apr-14	May-14	Jun-14	Jul-14	Aug-14	Sep-14	Oct-14	Nov-14	Dec-14	Q1	Q2	Q3	Q4	Jan-Dec
Hotels	67,084	60,592	67,084	64,920	72,137	69,810	72,137	72,137	69,810	72,137	69,810	72,137	194,760	206,867	214,084	214,084	829,795
Guest Houses	31,930	28,840	31,930	30,900	31,930	30,900	31,930	31,930	30,900	31,930	30,900	31,930	92,700	93,730	94,760	94,760	375,950
Self Catering	37,696	34,048	37,696	36,480	37,696	36,480	37,696	37,696	36,480	37,696	36,480	37,696	109,440	110,656	111,872	111,872	443,840
TOTAL	136,710	123,480	136,710	132,300	141,763	137,190	141,763	141,763	137,190	141,763	137,190	141,763	396,900	411,253	420,716	420,716	1,649,585

Source: National Bureau of Statistics from hotel returns

Table 6b: ROOMS OCCUPIED BY TYPE OF ACCOMMODATION - 2014 (Numbers)

	Jan-14	Feb-14	Mar-14	Apr-14	May-14	Jun-14	Jul-14	Aug-14	Sep-14	Oct-14	Nov-14	Dec-14	Q1	Q2	Q3	Q4	Jan-Dec
Hotels	40,798	42,359	45,620	46,675	42,716	41,068	43,824	46,024	43,656	45,083	43,771	42,748	128,777	130,459	133,504	131,602	524,342
Guest Houses	17,945	18,620	20,331	20,414	19,252	17,279	18,641	19,214	19,623	21,199	20,921	19,980	56,896	56,945	57,478	62,100	233,420
Self Catering	14,543	15,861	14,736	15,890	13,524	13,416	13,627	14,837	16,852	17,083	15,573	16,461	45,140	42,830	45,317	49,118	182,405
TOTAL	73,286	76,839	80,687	82,979	75,492	71,763	76,093	80,074	80,132	83,365	80,265	79,190	230,813	230,235	236,299	242,819	940,166

Source: National Bureau of Statistics from hotel returns

Table 6c: ROOM OCCUPANCY BY TYPE OF ACCOMMODATION - 2014 (Percentages)

	Jan-14	Feb-14	Mar-14	Apr-14	May-14	Jun-14	Jul-14	Aug-14	Sep-14	Oct-14	Nov-14	Dec-14	Q1	Q2	Q3	Q4	Jan-Dec
Hotels	61	70	68	72	59	59	61	64	63	62	63	59	66	63	62	61	63
Guest Houses	56	65	64	66	60	56	58	60	64	66	68	63	61	61	61	66	62
Self Catering	39	47	39	44	36	37	36	39	46	45	43	44	41	39	41	44	41
TOTAL	54	62	59	63	53	52	54	56	58	59	59	56	58	56	56	58	57

Source: National Bureau of Statistics from hotel returns

Table 6d: DISTRIBUTION OF ROOM OCCUPANCY BY TYPE OF ACCOMMODATION - 2013 (Percentages)

	Jan-14	Feb-14	Mar-14	Apr-14	May-14	Jun-14	Jul-14	Aug-14	Sep-14	Oct-14	Nov-14	Dec-14	Q1	Q2	Q3	Q4	Jan-Dec
Hotels	56	55	57	56	57	57	58	57	54	54	55	54	56	57	56	54	56
Guest Houses	24	24	25	25	26	24	24	24	24	25	26	25	25	25	24	26	25
Self Catering	20	21	18	19	18	19	18	19	21	20	19	21	20	19	19	20	19
TOTAL	100	100	100	100	100	100	100	100	100	100	100	100	100	100	100	100	100

Source: National Bureau of Statistics from hotel returns