

National Bureau of Statistics

STATISTICAL

BULLETIN

Catalogue Number: Hotel Statistics 2014/Q1

Released: 4 July 2014

HOTEL STATISTICS

JANUARY - MARCH 2014

During quarter one of 2014, licensed accommodation establishments sold **387,938** bed nights and **202,526** room nights. This represented an occupancy rate of **49%** for beds and **51%** for rooms.

CONTENTS

1. Introduction
2. Results and Highlights
3. Concepts, Sources and Methods
4. Next Release
5. Contact Us

TABLES

- 1(a) Beds Available by Type of Accommodation and Island (Numbers)
- 1(b) Beds Occupied by Type of Accommodation and Island (Numbers)
- 1(c) Beds Occupied by Type of Accommodation and Island (Percentages)
- 1(d) Distribution of Bed Occupancy by Type of Accommodation and Island (Percentages)
- 2(a)-2(d) Beds Available, Beds Occupied, Bed Occupancy and Distribution by Island
- 3(a)-3(d) Beds Available, Beds Occupied, Bed Occupancy and Distribution by Type of Accommodation
- 4(a) Rooms Available by Type of Accommodation and Island (Numbers)
- 4(b) Rooms Occupied by Type of Accommodation and Island (Numbers)
- 4(c) Rooms Occupied by Type of Accommodation and Island (Percentages)
- 4(d) Distribution of Room Occupancy by Type of Accommodation and Island (Percentages)
- 5(a)-5(d) Rooms Available, Rooms Occupied, Room Occupancy and Distribution by Island
- 6(a)-6(d) Rooms Available, Rooms Occupied, Room Occupancy and Distribution by Type of Accommodation

National Bureau of Statistics

CARAVELLE HOUSE - MANGLIER STREET, P.O. BOX 206 - VICTORIA - MAHE - SEYCHELLES, Tel: +248 611650 - Fax: +248 225634/225339
E-mail: ceo@nbs.gov.sc, stats@nbs.gov.sc - Website: www.nbs.gov.sc

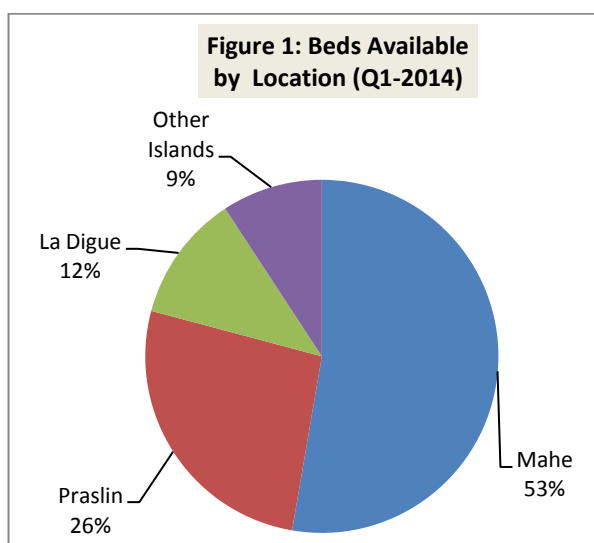
"Your stepping-stone for informed decisions"

1. INTRODUCTION

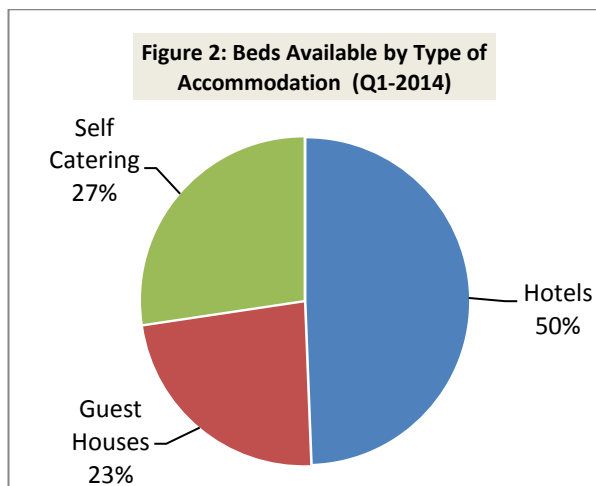
This issue of the bulletin presents bed and room occupancy statistics for quarter one of 2014. The classification used for this presentation is based on the recommendations of Tourism Statistics adopted by the World Tourism Organisation (UNWTO). Establishments are classified by category and by island.

2. RESULTS AND HIGHLIGHTS

There were **794,160** beds available in quarter one of 2014. Of these, **53%** were on Mahe, **26%** on Praslin, **12%** on La Digue and **9%** on other Islands. (*Table 2a & Figure 1*).



A distribution of the number of available beds by type of accommodation shows that, **49%** were in hotels, **23%** in guest houses and **27%** in self catering establishments. (*Table 3a & Figure 2*).



In quarter one of 2014, licensed accommodation establishments sold **387,938** bed nights and **202,526** room nights. This represents an occupancy rate of **49%** for beds and **51%** for rooms.

The highest bed occupancy rate for hotels was on La Digue (**65%**). The highest bed occupancy for guesthouses was on other islands (**69%**) and the lowest was on Praslin (**37%**). For self-catering establishments, the highest bed occupancy was on other islands (**74%**) and the lowest was on Mahe (**27%**). (*Table 1c*).

An analysis of the distribution of bed occupancy by island shows that of the total number of beds occupied in the first quarter of 2014, **54%** were on Mahe, **25%** on Praslin, **11%** on La Digue and **10%** on other islands (*Table 2d*).

An analysis of the bed occupancy by type of accommodation shows that, of the total beds occupied in quarter one of 2014, **61%** were in hotels, **24%** in guesthouses and **16%** in self-catering establishments (*Table 3d*).

ROOMS AVAILABLE AND OCCUPANCY JANUARY - MARCH, 2014

Tables 4a to 6d provide the number of rooms available and occupancy rates by island and type of accommodation.

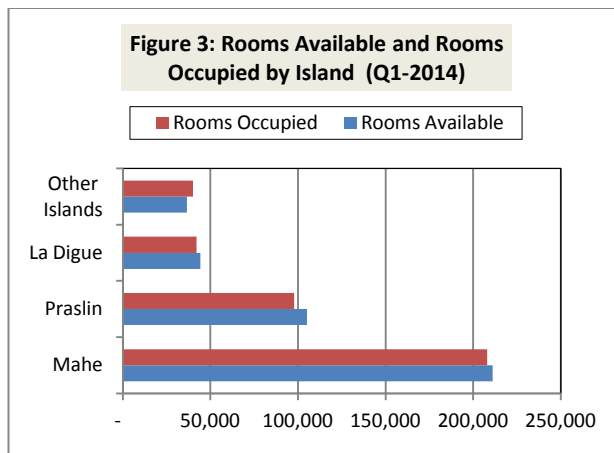
During quarter one of 2014, average room occupancy stood at **51%**.

Of the total number of rooms sold by type of accommodation in quarter 1 of 2014, hotels recorded (**64%**) occupancy, with guesthouses at (**48%**) and self catering establishments (**30%**) (*Table 6c*).

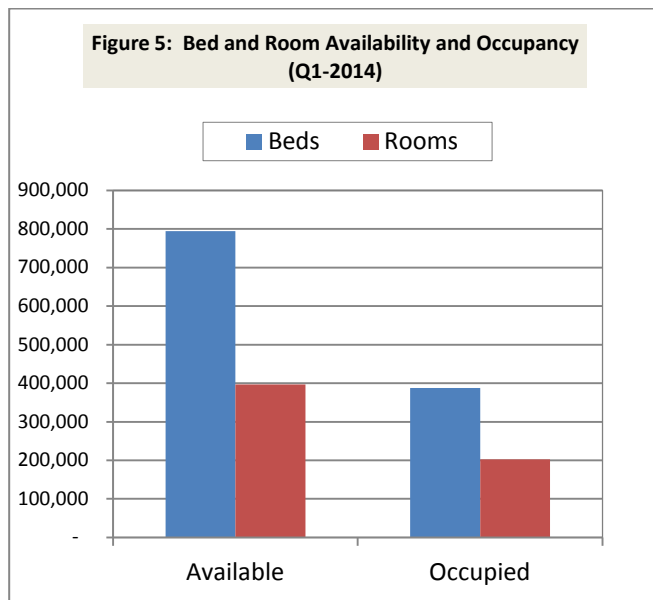
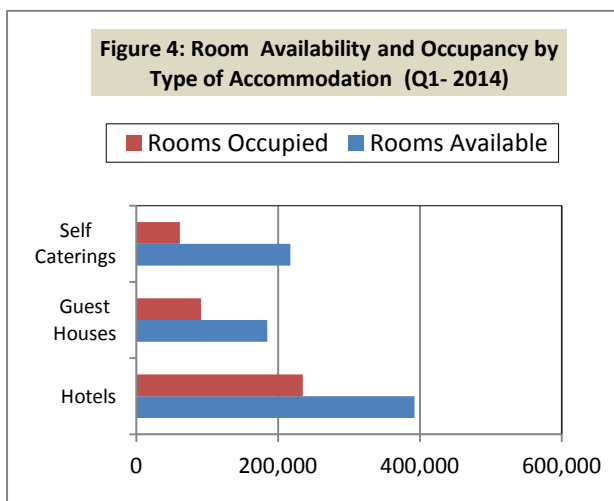
Hotels on Mahe had the highest room occupancy in quarter one of 2014, (**69%**). In the category of guesthouses, La Digue had **58%** occupancy and for the self catering

establishments category, other islands had the highest room occupancy (90%) (Table 4c).

An analysis of room occupancy by island shows that in quarter one of 2014, other islands had the highest room occupancy (62%) followed by Mahe (53%) (Table 5c).



An analysis of the distribution of rooms sold in quarter one of 2014, shows that 62% were in hotels, 22% in guest houses and 16% in self catering establishments. (Table 6d).



3. CONCEPTS SOURCES AND METHODS

The computation of bed and room occupancy statistics is based on information collected from a monthly sample accommodation services survey (MASS) of licensed accommodation establishments. The updated list of the tourism establishments is obtained periodically from the Seychelles Tourism Board (STB) and the accommodation establishments are grouped by island and categorised by type (hotels, guest houses and self caterings). The classification by type is based on a customised version of the UN ISIC Rev 4.

4. NEXT RELEASE

The next issue of the Bulletin will be released on 30th September 2014.

5. CONTACT US

For more information regarding this publication please contact Laurenia Pouponneau on Tel: + (248) 4 611 671 / Fax: + (248) 4 225 634 or email: stats@nbs.gov.sc

Table 1a BEDS AVAILABLE BY TYPE OF ACCOMMODATION AND ISLAND - 2014 (Numbers)

		Jan-14	Feb-14	Mar-14	Apr-14	May-14	Jun-14	Jul-14	Aug-14	Sep-14	Oct-14	Nov-14	Dec-14	Q1-14
Hotels	Mahe	73,036	65,968	73,036										212,040
	Praslin	38,936	35,168	38,936										113,040
	La Digue	8,928	8,064	8,928										25,920
	Other Islands	14,198	12,824	14,198										41,220
Guest Houses	Mahe	28,148	25,424	28,148										81,720
	Praslin	14,756	13,328	14,756										42,840
	La Digue	10,602	9,576	10,602										30,780
	Other Islands	10,106	9,128	10,106										29,340
Self Catering	Mahe	42,966	38,808	42,966										124,740
	Praslin	18,662	16,856	18,662										54,180
	La Digue	12,276	11,088	12,276										35,640
	Other Islands	930	840	930										2,700
TOTAL		273,544	247,072	273,544										794,160

Source: National Bureau of Statistics from hotel returns

Table 1b: BEDS OCCUPIED BY TYPE OF ACCOMMODATION AND ISLAND - 2014 (Numbers)

		Jan-14	Feb-14	Mar-14	Apr-14	May-14	Jun-14	Jul-14	Aug-14	Sep-14	Oct-14	Nov-14	Dec-14	Q1-14
Hotels	Mahe	49,312	40,996	43,416										133,724
	Praslin	19,327	22,412	24,963										66,702
	La Digue	4,657	5,761	6,442										16,860
	Other Islands	4,648	5,886	7,328										17,862
Guest Houses	Mahe	14,729	12,588	13,393										40,710
	Praslin	5,174	4,933	5,670										15,778
	La Digue	3,828	5,017	5,755										14,599
	Other Islands	6,967	6,622	6,657										20,246
Self Catering	Mahe	11,484	12,052	9,944										33,480
	Praslin	5,165	4,558	5,587										15,309
	La Digue	2,793	4,425	3,447										10,665
	Other Islands	668	668	668										2,003
TOTAL		128,751	125,918	133,269										387,938

Source: National Bureau of Statistics from hotel returns

Table 1c BEDS OCCUPIED BY TYPE OF ACCOMMODATION AND ISLAND - 2014 (Percentages)

		Jan-14	Feb-14	Mar-14	Apr-14	May-14	Jun-14	Jul-14	Aug-14	Sep-14	Oct-14	Nov-14	Dec-14	Q1-14
Hotels	Mahe	68	62	59										63
	Praslin	50	64	64										59
	La Digue	52	71	72										65
	Other Islands	33	46	52										43
Guest Houses	Mahe	52	50	48										50
	Praslin	35	37	38										37
	La Digue	36	52	54										47
	Other Islands	69	73	66										69
Self Catering	Mahe	27	31	23										27
	Praslin	28	27	30										28
	La Digue	23	40	28										30
	Other Islands	72	79	72										74
TOTAL		47	51	49										49

Source: National Bureau of Statistics from hotel returns

Table 1d DISTRIBUTION OF BED OCCUPANCY BY TYPE OF ACCOMMODATION AND ISLAND - 2014 (Percentages)

		Jan-14	Feb-14	Mar-14	Apr-14	May-14	Jun-14	Jul-14	Aug-14	Sep-14	Oct-14	Nov-14	Dec-14	Q1-14
Hotels	Mahe	38	33	33										34
	Praslin	15	18	19										17
	La Digue	4	5	5										4
	Other Islands	4	5	5										5
Guest Houses	Mahe	11	10	10										10
	Praslin	4	4	4										4
	La Digue	3	4	4										4
	Other Islands	5	5	5										5
Self Catering	Mahe	9	10	7										9
	Praslin	4	4	4										4
	La Digue	2	4	3										3
TOTAL		100	100	100										100

Source: National Bureau of Statistics from hotel returns

Table 2a: BEDS AVAILABLE BY ISLAND - 2014 (Numbers)

	Jan-14	Feb-14	Mar-14	Apr-14	May-14	Jun-14	Jul-14	Aug-14	Sep-14	Oct-14	Nov-14	Dec-14	Q1-14
Mahe	144,150	130,200	144,150										418,500
Praslin	72,354	65,352	72,354										210,060
La Digue	31,806	28,728	31,806										92,340
Other Islands	25,234	22,792	25,234										73,260
TOTAL	273,544	247,072	273,544										794,160

Source: National Bureau of Statistics from hotel returns

Table 2b: BEDS OCCUPIED BY ISLAND - 2014 (Numbers)

	Jan-14	Feb-14	Mar-14	Apr-14	May-14	Jun-14	Jul-14	Aug-14	Sep-14	Oct-14	Nov-14	Dec-14	Q1-14
Mahe	75,524	65,637	66,753										207,914
Praslin	29,667	31,903	36,220										97,789
La Digue	11,278	15,202	15,644										42,124
Other Islands	12,282	13,176	14,653										40,110
TOTAL	128,751	125,918	133,269										387,938

Source: National Bureau of Statistics from hotel returns

Table 2c: BED OCCUPANCY BY ISLAND - 2014 (Percentages)

	Jan-14	Feb-14	Mar-14	Apr-14	May-14	Jun-14	Jul-14	Aug-14	Sep-14	Oct-14	Nov-14	Dec-14	Q1-14
Mahe	52	50	46										50
Praslin	41	49	50										47
La Digue	35	53	49										46
Other Islands	49	58	58										55
TOTAL	47	51	49										49

Source: National Bureau of Statistics from hotel returns

Table 2d: DISTRIBUTION OF BED OCCUPANCY BY ISLAND - 2014 (Percentages)

	Jan-14	Feb-14	Mar-14	Apr-14	May-14	Jun-14	Jul-14	Aug-14	Sep-14	Oct-14	Nov-14	Dec-14	Q1-14
Mahe	59	52	50										54
Praslin	23	25	27										25
La Digue	9	12	12										11
Other Islands	10	10	11										10
TOTAL	100	100	100										100

Source: National Bureau of Statistics from hotel returns

Table 3a: BEDS AVAILABLE BY TYPE OF ACCOMMODATION - 2014 (Numbers)

	Jan-14	Feb-14	Mar-14	Apr-14	May-14	Jun-14	Jul-14	Aug-14	Sep-14	Oct-14	Nov-14	Dec-14	Q1-14
Hotels	135,098	122,024	135,098										392,220
Guest Houses	63,612	57,456	63,612										184,680
Self Catering	74,834	67,592	74,834										217,260
TOTAL	273,544	247,072	273,544										794,160

Source: National Bureau of Statistics from hotel returns

Table 3b: BEDS OCCUPIED BY TYPE OF ACCOMMODATION - 2014 (Numbers)

	Jan-14	Feb-14	Mar-14	Apr-14	May-14	Jun-14	Jul-14	Aug-14	Sep-14	Oct-14	Nov-14	Dec-14	Q1-14
Hotel	77,944	75,055	82,149										235,148
Guest House	30,698	29,161	31,475										91,333
Self Catering	20,109	21,702	19,645										61,456
TOTAL	128,751	125,918	133,269										387,938

Source: National Bureau of Statistics from hotel returns

Table 3c: BED OCCUPANCY BY TYPE OF ACCOMMODATION - 2014 (Percentages)

	Jan-14	Feb-14	Mar-14	Apr-14	May-14	Jun-14	Jul-14	Aug-14	Sep-14	Oct-14	Nov-14	Dec-14	Q1-14
Hotel	58	62	61										60
Guest House	48	51	49										49
Self Catering	27	32	26										28
TOTAL	47	51	49										49

Source: National Bureau of Statistics from hotel returns

Table 3d: DISTRIBUTION OF BED OCCUPANCY BY TYPE OF ACCOMMODATION - 2014 (Percentages)

	Jan-14	Feb-14	Mar-14	Apr-14	May-14	Jun-14	Jul-14	Aug-14	Sep-14	Oct-14	Nov-14	Dec-14	Q1-14
Hotels	61	60	62										61
Guest Houses	24	23	24										24
Self Catering	16	17	15										16
TOTAL	100	100	100										100

Source: National Bureau of Statistics from hotel returns

Table 4a: ROOMS AVAILABLE BY TYPE OF ACCOMMODATION AND ISLAND - 2014 (Numbers)

		Jan-14	Feb-14	Mar-14	Apr-14	May-14	Jun-14	Jul-14	Aug-14	Sep-14	Oct-14	Nov-14	Dec-14	Q1-14
Hotels	Mahe	36,673	33,124	36,673										106,470
	Praslin	19,220	17,360	19,220										55,800
	La Digue	4,433	4,032	4,464										12,929
	Other Islands	7,099	6,412	7,099										20,610
Guest Houses	Mahe	14,384	12,992	14,384										41,760
	Praslin	7,595	6,860	7,595										22,050
	La Digue	4,712	4,256	4,712										13,680
	Other Islands	5,053	4,564	5,053										14,670
Self Catering	Mahe	21,669	19,572	21,669										62,910
	Praslin	9,393	8,484	9,393										27,270
	La Digue	6,076	5,488	6,076										17,640
	Other Islands	465	420	465										1,350
TOTAL		136,772	123,564	136,803										397,139

Source: National Bureau of Statistics from hotel returns

Table 4b: ROOMS OCCUPIED BY TYPE OF ACCOMMODATION AND ISLAND - 2014 (Numbers)

		Jan-14	Feb-14	Mar-14	Apr-14	May-14	Jun-14	Jul-14	Aug-14	Sep-14	Oct-14	Nov-14	Dec-14	Q1-14
Hotels	Mahe	24,021	24,124	25,245										73,390
	Praslin	10,001	10,737	12,170										32,908
	La Digue	1,951	2,028	2,135										6,114
	Other Islands	4,388	4,588	4,702										13,678
Guest Houses	Mahe	6,157	6,573	7,015										19,745
	Praslin	2,949	2,733	2,863										8,546
	La Digue	2,005	2,675	3,238										7,918
	Other Islands	2,638	2,462	2,570										7,670
Self Catering	Mahe	6,208	6,266	5,856										18,330
	Praslin	2,747	2,393	3,018										8,158
	La Digue	1,236	1,773	1,846										4,855
	Other Islands	405	405	405										1,215
TOTAL		64,300	66,353	70,659										202,526

Source: National Bureau of Statistics from hotel returns

Table 4c: ROOMS OCCUPIED BY TYPE OF ACCOMMODATION AND ISLAND - 2014 (Percentages)

		Jan-14	Feb-14	Mar-14	Apr-14	May-14	Jun-14	Jul-14	Aug-14	Sep-14	Oct-14	Nov-14	Dec-14	Q1-14
Hotels	Mahe	66	73	69										69
	Praslin	52	62	63										59
	La Digue	44	50	48										47
	Other Islands	62	72	66										66
Guest Houses	Mahe	43	51	49										47
	Praslin	39	40	38										39
	La Digue	43	63	69										58
	Other Islands	52	54	51										52
Self Catering	Mahe	29	32	27										29
	Praslin	29	28	32										30
	La Digue	20	32	30										28
	Other Islands	87	96	87										90
TOTAL		47	54	52										51

Source: National Bureau of Statistics from hotel returns

Table 4d: DISTRIBUTION OF ROOM OCCUPANCY BY TYPE OF ACCOMMODATION AND ISLAND - 2014 (Percentages)

		Jan-14	Feb-14	Mar-14	Apr-14	May-14	Jun-14	Jul-14	Aug-14	Sep-14	Oct-14	Nov-14	Dec-14	Q1-14
Hotels	Mahe	37	36	36										36
	Praslin	16	16	17										16
	La Digue	3	3	3										3
	Other Islands	7	7	7										7
Guest Houses	Mahe	10	10	10										10
	Praslin	5	4	4										4
	La Digue	3	4	5										4
	Other Islands	4	4	4										4
Self Catering	Mahe	10	9	8										9
	Praslin	4	4	4										4
	La Digue	2	3	3										2
	Other Islands													
TOTAL		100	100	100										100

Source: National Bureau of Statistics from hotel returns

Table 5a: ROOMS AVAILABLE BY ISLAND - 2014 (Numbers)

	Jan-14	Feb-14	Mar-14	Apr-14	May-14	Jun-14	Jul-14	Aug-14	Sep-14	Oct-14	Nov-14	Dec-14	Q1-14
Mahe	72,726	65,688	72,726										211,140
Praslin	36,208	32,704	36,208										105,120
La Digue	15,221	13,776	15,252										44,249
Other Islands	12,617	11,396	12,617										36,630
TOTAL	136,772	123,564	136,803										397,139

Source: National Bureau of Statistics from hotel returns

Table 5b: ROOMS OCCUPIED BY ISLAND - 2014 (Numbers)

	Jan-14	Feb-14	Mar-14	Apr-14	May-14	Jun-14	Jul-14	Aug-14	Sep-14	Oct-14	Nov-14	Dec-14	Q1-14
Mahe	36,385	36,963	38,116										111,464
Praslin	15,697	15,863	18,051										49,612
La Digue	5,192	6,476	7,219										18,887
Other Islands	7,431	7,455	7,677										22,563
TOTAL	64,705	66,758	71,064										202,526

Source: National Bureau of Statistics from hotel returns

Table 5c: ROOM OCCUPANCY BY ISLAND - 2014 (Percentages)

	Jan-14	Feb-14	Mar-14	Apr-14	May-14	Jun-14	Jul-14	Aug-14	Sep-14	Oct-14	Nov-14	Dec-14	Q1-14
Mahe	50	56	52										53
Praslin	43	49	50										47
La Digue	34	47	47										43
Other Islands	59	65	61										62
TOTAL	47	54	52										51

Source: National Bureau of Statistics from hotel returns

Table 5d: DISTRIBUTION OF ROOM OCCUPANCY BY ISLAND - 2014 (Percentages)

	Jan-14	Feb-14	Mar-14	Apr-14	May-14	Jun-14	Jul-14	Aug-14	Sep-14	Oct-14	Nov-14	Dec-14	Q1-14
Mahe	56	55	54										55
Praslin	24	24	25										24
La Digue	8	10	10										9
Other Islands	11	11	11										11
TOTAL	100	100	100										100

Source: National Bureau of Statistics from hotel returns

Table 6a: ROOMS AVAILABLE BY TYPE OF ACCOMMODATION - 2014 (Numbers)

	Jan-14	Feb-14	Mar-14	Apr-14	May-14	Jun-14	Jul-14	Aug-14	Sep-14	Oct-14	Nov-14	Dec-14	Q1-14
Hotels	67,425	60,928	67,456										195,809
Guest Houses	31,744	28,672	31,744										92,160
Self Catering	37,603	33,964	37,603										109,170
TOTAL	136,772	123,564	136,803										397,139

Source: National Bureau of Statistics from hotel returns

Table 6b: ROOMS OCCUPIED BY TYPE OF ACCOMMODATION - 2014 (Numbers)

	Jan-14	Feb-14	Mar-14	Apr-14	May-14	Jun-14	Jul-14	Aug-14	Sep-14	Oct-14	Nov-14	Dec-14	Q1-14
Hotels	40,361	41,477	44,252										126,090
Guest Houses	13,748	14,445	15,687										43,879
Self Catering	10,596	10,836	11,125										32,557
TOTAL	64,705	66,758	71,064										202,526

Source: National Bureau of Statistics from hotel returns

Table 6c: ROOM OCCUPANCY BY TYPE OF ACCOMMODATION - 2014 (Percentages)

	Jan-14	Feb-14	Mar-14	Apr-14	May-14	Jun-14	Jul-14	Aug-14	Sep-14	Oct-14	Nov-14	Dec-14	Q1-14
Hotels	60	68	66										64
Guest Houses	43	50	49										48
Self Catering	28	32	30										30
TOTAL	47	54	52										51

Source: National Bureau of Statistics from hotel returns

Table 6d: DISTRIBUTION OF ROOM OCCUPANCY BY TYPE OF ACCOMMODATION - 2013 (Percentages)

	Jan-14	Feb-14	Mar-14	Apr-14	May-14	Jun-14	Jul-14	Aug-14	Sep-14	Oct-14	Nov-14	Dec-14	Q1-14
Hotels	62	62	62										62
Guest Houses	21	22	22										22
Self Catering	16	16	16										16
TOTAL	100	100	100										100

Source: National Bureau of Statistics from hotel returns