



# National Bureau of Statistics

## STATISTICAL

# BULLETIN

atalogue Number: Hotel Statistics 2013/Q4

Released: 14 April 2014

### HOTEL STATISTICS

#### JANUARY - DECEMBER 2013

During 2013, licensed accommodation establishments sold 1,512,118 bed nights and 746,960 room nights. This represented an occupancy rate of 64% for beds and 65% for rooms compared to 57% for beds and 60% for rooms in 2012.

#### CONTENTS

1. Introduction
2. Results and Highlights
3. Concepts, Sources and Methods
4. Next Release
5. Contact Us

#### TABLES

- 1(a) Beds Available by Type of Accommodation and Island (Numbers)
- 1(b) Beds Occupied by Type of Accommodation and Island (Numbers)
- 1(c) Beds Occupied by Type of Accommodation and Island (Percentages)
- 1(d) Distribution of Bed Occupancy by Type of Accommodation and Island (Percentages)
- 2(a)-2(d) Beds Available, Beds Occupied, Bed Occupancy and Distribution by Island
- 3(a)-3(d) Beds Available, Beds Occupied, Bed Occupancy and Distribution by Type of Accommodation
- 4(a) Rooms Available by Type of Accommodation and Island (Numbers)
- 4(b) Rooms Occupied by Type of Accommodation and Island (Numbers)
- 4(c) Rooms Occupied by Type of Accommodation and Island (Percentages)
- 4(d) Distribution of Room Occupancy by Type of Accommodation and Island (Percentages)
- 5(a)-5(d) Rooms Available, Rooms Occupied, Room Occupancy and Distribution by Island
- 6(a)-6(d) Rooms Available, Rooms Occupied, Room Occupancy and Distribution by Type of Accommodation

**ANNEX 1:** Hotel Statistics 2012 (Bed Availability and Occupancy Tables)

**ANNEX 2:** Hotel Statistics 2012 (Room Availability and Occupancy Tables)

---

## National Bureau of Statistics

CARAVELLE HOUSE - MANGLIER STREET, P.O. BOX 206 - VICTORIA - MAHE - SEYCHELLES, Tel: +248 611650 - Fax: +248 225634/225339  
E-mail: ceo@nbs.gov.sc, stats@nbs.gov.sc - Website: www.nbs.gov.sc

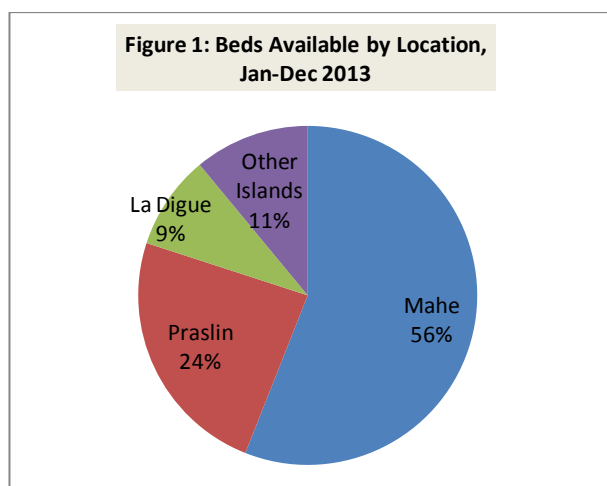
"Your stepping-stone for informed decisions"

## 1. INTRODUCTION

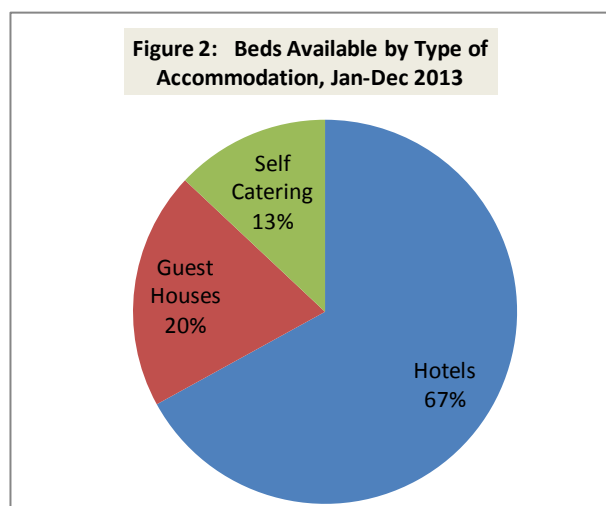
This issue of the bulletin presents monthly hotel statistics for 2013. The classification used for this presentation is based on the recommendations of Tourism Statistics adopted by the World Tourism Organisation (UNWTO). Establishments are classified by category and by island.

## 2. RESULTS AND HIGHLIGHTS

There were **2,368,599** beds available during the period January to December 2013. Of these, **56%** were on Mahe, **24%** on Praslin, **9%** on La Digue and **11%** on other islands, (*Table 2a & Figure 1*).



A distribution of the number of available beds by type of accommodation shows that, **67%** were in hotels, **20%** in guest houses and **13%** in self catering establishments. (*Table 3a & Figure 2*).



On average, there were **58** less beds available in 2013 than in 2012.

During 2013, licensed accommodation establishments sold **1,512,118** bed nights and **746,960** room nights compared to **1,375,343** bed nights and **684,151** room nights sold during 2012. This represents an occupancy rate of **64%** for beds and **65%** for rooms compared to **57%** for beds and **60%** for rooms in 2012. Of the total bed nights sold, visitors occupied **1,487,081**.

The highest bed occupancy rate was for hotels on other islands (**76%**). The highest bed occupancy for guesthouses was on Praslin (**58%**) and the lowest was on Mahe (**50%**). For self-catering establishments, the highest bed occupancy was on La Digue (**55%**) and the lowest was on Mahe (**50%**), (*Table 1c*).

An analysis of the distribution of bed occupancy by *island* shows that of the total number of beds occupied in 2013, **56%** were on Mahe, **24%** on Praslin, **9%** on La Digue and **11%** on other islands, (*Table 2d*).

An analysis of the bed occupancy by *type of accommodation* shows that, of the total beds occupied in 2013, **73%** were in hotels, **16%** in guesthouses and **11%** in self-catering establishments, (*Table 3d*).

### ROOMS AVAILABLE AND ROOMS OCCUPIED JANUARY - DECEMBER, 2013

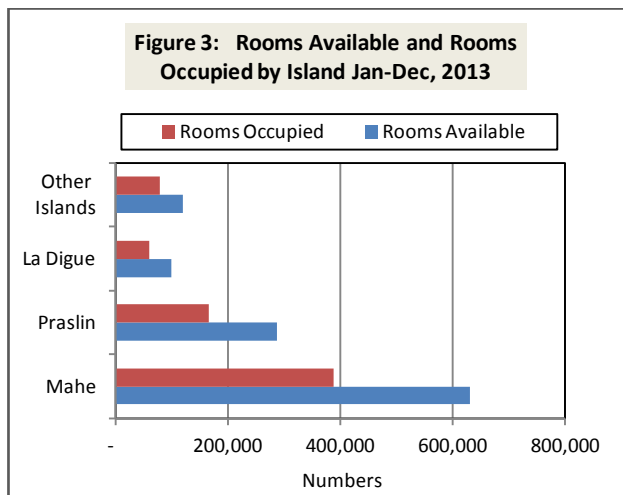
Tables 4a to 6d provide the number of rooms available and occupancy rates by island and type of accommodation.

In 2013, average room occupancy stood at **65%** compared to **60%** in 2012.

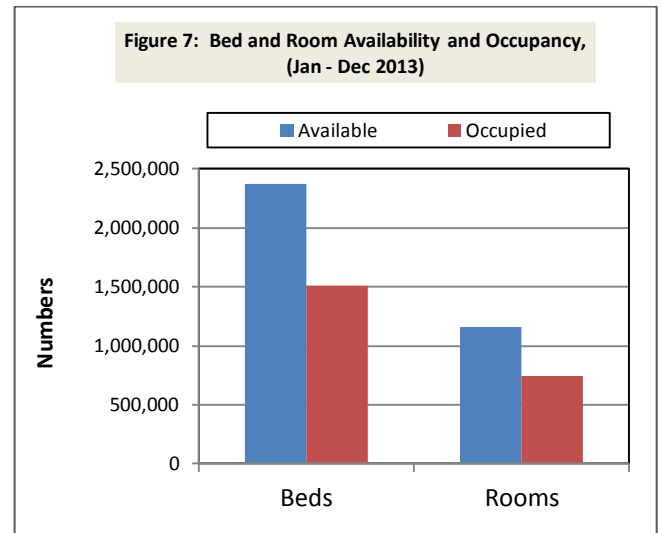
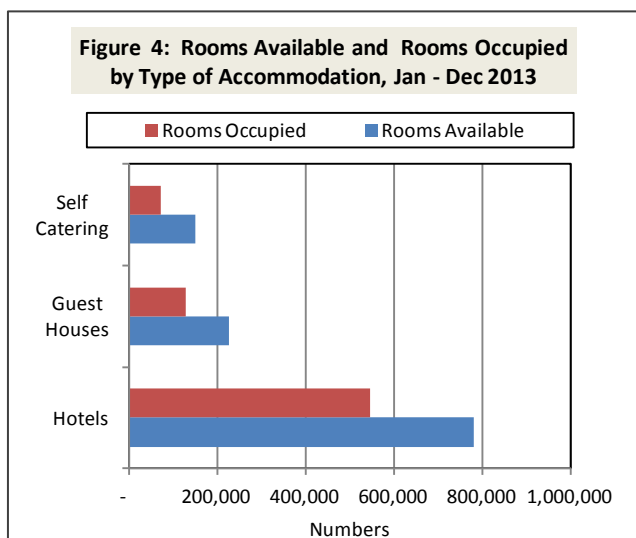
Of the total number of rooms sold by type of accommodation in 2013, hotels recorded (**70%**) occupancy, with guesthouses at (**57%**) and self catering establishments at (**48%**), (*Table 6c*).

Hotels on Mahe had the highest room occupancy in 2013, (74%). In the category of guesthouses and self catering establishments, La Digue had the highest room occupancy (66%) and (54%) respectively, (Table 4c).

An analysis of room occupancy by island shows that in 2013, Mahe had the highest room occupancy (67%) followed by other islands with (64%), (Table 5c).



An analysis of the distribution of rooms sold in 2013, shows that 73% were in hotels, 17% in guest houses and 10% in self catering establishments. (Table 6d).



### 3. CONCEPTS SOURCES AND METHODS

The computation of bed and room occupancy statistics is based on information collected from a monthly accommodation services survey (MASS) of licensed accommodation establishments. The updated list of the tourism establishments is obtained periodically from the Seychelles Tourism Board (STB) and the accommodation establishments are grouped by island and categorised by type (hotels, guest houses and self catering). The classification by type is based on a customised version of the UN ISIC Rev 4.

### 4. NEXT RELEASE

The next issue of the bulletin will be released on 1<sup>st</sup> July 2014.

### 5. CONTACT US

For more information regarding this publication, please contact Laurenia Pouponneau on Tel: + (248) 4 611 671 / Fax: + (248) 4 225 634 or email: [stats@nbs.gov.sc](mailto:stats@nbs.gov.sc)

<b>Table 1a</b>		<b>BEDS AVAILABLE BY TYPE OF ACCOMMODATION AND ISLAND - 2013 (Numbers)</b>																
		<b>Jan-13</b>	<b>Feb-13</b>	<b>Mar-13</b>	<b>Apr-13</b>	<b>May-13</b>	<b>Jun-13</b>	<b>Jul-13</b>	<b>Aug-13</b>	<b>Sep-13</b>	<b>Oct-13</b>	<b>Nov-13</b>	<b>Dec-13</b>	<b>Q1</b>	<b>Q2</b>	<b>Q3</b>	<b>Q4</b>	<b>TOTAL</b>
<b>Mahe</b>	Mahe	78926	71288	78368	75240	77872	75420	77,748	77,748	75,240	77,748	75,240	77,748	228,582	228,532	230,736	230,736	<b>918,586</b>
	Praslin	35526	31136	34348	33240	34348	33240	34,348	34,348	33,240	34,348	33,240	34,348	101,010	100,828	101,936	101,936	<b>405,710</b>
	La Digue	8928	8064	8928	8640	8928	8640	8,928	8,928	8,640	8,928	8,640	8,928	25,920	26,208	26,496	26,496	<b>105,120</b>
	Other Islands	14198	12824	14198	13740	14198	13740	14,198	14,198	13,740	14,198	13,740	14,198	41,220	41,678	42,136	42,136	<b>167,170</b>
<b>Guest Houses</b>	Mahe	18166	16408	18166	17580	18166	17580	18,166	18,166	17,580	18,166	17,580	18,166	52,740	53,326	53,912	53,912	<b>213,890</b>
	Praslin	8370	7560	8370	8100	8277	8010	8,277	8,277	8,010	8,277	8,010	8,277	24,300	24,387	24,564	24,564	<b>97,815</b>
	La Digue	5921	5432	6014	5820	6014	5820	6,014	6,014	5,820	6,014	5,820	6,014	17,367	17,654	17,848	17,848	<b>70,717</b>
	Other Islands	7254	6552	7254	7020	7254	6204	6,198	7,254	7,020	7,254	7,020	7,254	21,060	20,478	20,472	21,528	<b>83,538</b>
<b>Self Catering</b>	Mahe	17298	15680	17360	16800	17360	16800	17,360	17,360	16,800	17,360	16,800	17,360	50,338	50,960	51,520	51,520	<b>204,338</b>
	Praslin	4681	4228	4681	4590	4681	4530	4,681	4,681	4,530	4,681	4,530	4,681	13,590	13,801	13,892	13,892	<b>55,175</b>
	La Digue	3906	3528	3906	3840	3968	3840	3,968	3,968	3,840	3,968	3,840	3,968	11,340	11,648	11,776	11,776	<b>46,540</b>
<b>TOTAL</b>		<b>203,174</b>	<b>182,700</b>	<b>201,593</b>	<b>194,610</b>	<b>201,066</b>	<b>193,824</b>	<b>199,886</b>	<b>200,942</b>	<b>194,460</b>	<b>200,942</b>	<b>194,460</b>	<b>200,942</b>	<b>587,467</b>	<b>589,500</b>	<b>595,288</b>	<b>596,344</b>	<b>2,368,599</b>

Source: National Bureau of Statistics from hotel returns

<b>Table 1b:</b>		<b>BEDS OCCUPIED BY TYPE OF ACCOMMODATION AND ISLAND - 2013 (Numbers)</b>																
		<b>Jan-13</b>	<b>Feb-13</b>	<b>Mar-13</b>	<b>Apr-13</b>	<b>May-13</b>	<b>Jun-13</b>	<b>Jul-13</b>	<b>Aug-13</b>	<b>Sep-13</b>	<b>Oct-13</b>	<b>Nov-13</b>	<b>Dec-13</b>	<b>Q1</b>	<b>Q2</b>	<b>Q3</b>	<b>Q4</b>	<b>TOTAL</b>
<b>Hotels</b>	Mahe	47,655	51,843	55,238	54,139	54,575	51,410	51,415	54,702	55,672	57,158	51,036	50,345	154,736	160,124	161,789	158,539	<b>635,188</b>
	Praslin	22,729	19,271	25,240	25,306	23,266	15,338	22,656	26,535	20,683	26,436	23,624	21,399	67,240	63,910	69,874	71,459	<b>272,483</b>
	La Digue	5,930	5,863	6,201	6,309	6,640	6,599	6,693	6,817	6,942	5,327	5,425	5,116	17,994	19,548	20,451	15,868	<b>73,861</b>
	Other Islands	9,159	9,037	10,131	10,054	10,349	9,697	11,570	12,039	11,609	10,792	10,937	11,339	28,327	30,100	35,218	33,067	<b>126,712</b>
<b>Guest Houses</b>	Mahe	9,006	8,731	8,852	8,850	8,792	8,375	8,655	9,139	8,775	9,291	9,169	9,089	26,589	26,017	26,569	27,550	<b>106,724</b>
	Praslin	4,606	4,623	4,938	4,628	4,555	4,452	4,555	4,525	4,844	5,067	5,037	5,062	14,167	13,635	13,924	15,167	<b>56,892</b>
	La Digue	3,240	3,150	3,210	3,097	3,084	2,927	3,158	3,296	3,160	3,246	3,239	3,078	9,600	9,108	9,615	9,562	<b>37,885</b>
	Other Islands	3,611	4,158	4,217	3,768	3,832	2,690	2,900	3,957	3,660	4,263	4,003	3,959	11,986	10,290	10,516	12,226	<b>45,018</b>
<b>Self Catering</b>	Mahe	7,913	8,220	8,826	8,574	8,382	8,028	8,743	8,742	8,552	8,750	8,540	8,669	24,959	24,984	26,036	25,960	<b>101,938</b>
	Praslin	2,550	2,249	2,458	2,435	2,394	2,473	2,401	2,429	2,481	2,634	2,644	2,561	7,257	7,302	7,311	7,839	<b>29,709</b>
	La Digue	1,991	2,024	2,198	2,097	2,161	1,975	2,096	2,223	2,240	2,255	2,226	2,221	6,213	6,233	6,559	6,702	<b>25,707</b>
<b>TOTAL</b>		<b>118,390</b>	<b>119,169</b>	<b>131,509</b>	<b>129,257</b>	<b>128,030</b>	<b>113,964</b>	<b>124,841</b>	<b>134,405</b>	<b>128,615</b>	<b>135,220</b>	<b>125,880</b>	<b>122,838</b>	<b>369,068</b>	<b>371,250</b>	<b>387,861</b>	<b>383,938</b>	<b>1,512,118</b>

Source: National Bureau of Statistics from hotel returns

**Table 1c** BEDS OCCUPIED BY TYPE OF ACCOMMODATION AND ISLAND - 2013 (Percentages)

		Jan-13	Feb-13	Mar-13	Apr-13	May-13	Jun-13	Jul-13	Aug-13	Sep-13	Oct-13	Nov-13	Dec-13	Q1	Q2	Q3	Q4	Annual average
<b>Hotels</b>	Mahe	60	73	70	72	70	68	66	70	74	74	68	65	68	70	70	69	69
	Praslin	64	62	73	76	68	46	66	77	62	77	71	62	67	63	69	70	67
	La Digue	66	73	69	73	74	76	75	76	80	60	63	57	69	75	77	60	70
	Other Islands	65	70	71	73	73	71	81	85	84	76	80	80	69	72	84	78	76
<b>Guest Houses</b>	Mahe	50	53	49	50	48	48	48	50	50	51	52	50	50	49	49	51	50
	Praslin	55	61	59	57	55	56	55	55	60	61	63	61	58	56	57	62	58
	La Digue	55	58	53	53	51	50	53	55	54	54	56	51	55	52	54	54	54
	Other Islands	50	63	58	54	53	43	47	55	52	59	57	55	57	50	51	57	54
<b>Self Catering</b>	Mahe	46	52	51	51	48	48	50	50	51	50	51	50	50	49	51	50	50
	Praslin	54	53	53	53	51	55	51	52	55	56	58	55	53	53	53	56	54
	La Digue	51	57	56	55	54	51	53	56	58	57	58	56	55	54	56	57	55
<b>TOTAL</b>	<b>58</b>	<b>65</b>	<b>65</b>	<b>66</b>	<b>64</b>	<b>59</b>	<b>62</b>	<b>67</b>	<b>66</b>	<b>67</b>	<b>65</b>	<b>61</b>	<b>63</b>	<b>63</b>	<b>65</b>	<b>64</b>	<b>64</b>	

Source: National Bureau of Statistics from hotel returns

**Table 1d** DISTRIBUTION OF BED OCCUPANCY BY TYPE OF ACCOMMODATION AND ISLAND - 2013 (Percentages)

		Jan-13	Feb-13	Mar-13	Apr-13	May-13	Jun-13	Jul-13	Aug-13	Sep-13	Oct-13	Nov-13	Dec-13	Q1	Q2	Q3	Q4	Annual average
<b>Hotels</b>	Mahe	40	44	42	42	43	45	41	41	43	42	41	41	42	43	42	41	42
	Praslin	19	16	19	20	18	13	18	20	16	20	19	17	18	17	18	19	18
	La Digue	5	5	5	5	5	6	5	5	5	4	4	4	5	5	5	4	5
	Other Islands	8	8	8	8	8	9	9	9	9	8	9	9	8	8	9	9	8
<b>Guest Houses</b>	Mahe	8	7	7	7	7	7	7	7	7	7	7	7	7	7	7	7	7
	Praslin	4	4	4	4	4	4	4	3	4	4	4	4	4	4	4	4	4
	La Digue	3	3	2	2	2	3	3	2	2	2	3	3	3	2	2	2	3
	Other Islands	3	3	3	3	3	2	2	3	3	3	3	3	3	3	3	3	3
<b>Self Catering</b>	Mahe	7	7	7	7	7	7	7	7	7	6	7	7	7	7	7	7	7
	Praslin	2	2	2	2	2	2	2	2	2	2	2	2	2	2	2	2	2
	La Digue	2	2	2	2	2	2	2	2	2	2	2	2	2	2	2	2	2
<b>TOTAL</b>	<b>100</b>	<b>100</b>	<b>100</b>	<b>100</b>	<b>100</b>	<b>100</b>	<b>100</b>	<b>100</b>	<b>100</b>	<b>100</b>	<b>100</b>	<b>100</b>	<b>100</b>	<b>100</b>	<b>100</b>	<b>100</b>	<b>100</b>	

Source: National Bureau of Statistics from hotel returns

**Table 2a: BEDS AVAILABLE BY ISLAND - 2013 (Numbers)**

	Jan-13	Feb-13	Mar-13	Apr-13	May-13	Jun-13	Jul-13	Aug-13	Sep-13	Oct-13	Nov-13	Dec-13	Q1	Q2	Q3	Q4	TOTAL
Mahe	114390	103376	113894	109620	113398	109800	113,274	113,274	109,620	113,274	109,620	113,274	331,660	332,818	336,168	336,168	1,336,814
Praslin	48577	42924	47399	45930	47306	45780	47,306	47,306	45,780	47,306	45,780	47,306	138,900	139,016	140,392	140,392	558,700
La Digue	18755	17024	18848	18300	18910	18300	18,910	18,910	18,300	18,910	18,300	18,910	54,627	55,510	56,120	56,120	222,377
Other Islands	21452	19376	21452	20760	21452	19944	20,396	21,452	20,760	21,452	20,760	21,452	62,280	62,156	62,608	63,664	250,708
<b>TOTAL</b>	<b>203,174</b>	<b>182,700</b>	<b>201,593</b>	<b>194,610</b>	<b>201,066</b>	<b>193,824</b>	<b>199,886</b>	<b>200,942</b>	<b>194,460</b>	<b>200,942</b>	<b>194,460</b>	<b>200,942</b>	<b>587,467</b>	<b>589,500</b>	<b>595,288</b>	<b>596,344</b>	<b>2,368,599</b>

Source: National Bureau of Statistics from hotel returns

**Table 2b: BEDS OCCUPIED BY ISLAND - 2013 (Numbers)**

	Jan-13	Feb-13	Mar-13	Apr-13	May-13	Jun-13	Jul-13	Aug-13	Sep-13	Oct-13	Nov-13	Dec-13	Q1	Q2	Q3	Q4	TOTAL
Mahe	64,574	68,794	72,916	71,563	71,749	67,813	68,813	72,582	72,998	75,200	68,745	68,103	206,284	211,124	214,394	212,048	843,850
Praslin	29,885	26,143	32,636	32,369	30,215	22,263	29,612	33,489	28,007	34,138	31,305	29,022	88,664	84,847	91,108	94,465	359,084
La Digue	11,161	11,037	11,609	11,503	11,885	11,501	11,947	12,337	12,342	10,828	10,890	10,415	33,807	34,889	36,625	32,132	137,454
Other Islands	12,770	13,195	14,348	13,822	14,181	12,387	14,470	15,996	15,268	15,055	14,940	15,298	40,313	40,390	45,734	45,293	171,730
<b>TOTAL</b>	<b>118,390</b>	<b>119,169</b>	<b>131,509</b>	<b>129,257</b>	<b>128,030</b>	<b>113,964</b>	<b>124,841</b>	<b>134,405</b>	<b>128,615</b>	<b>135,220</b>	<b>125,880</b>	<b>122,838</b>	<b>369,068</b>	<b>371,250</b>	<b>387,861</b>	<b>383,938</b>	<b>1,512,118</b>

Source: National Bureau of Statistics from hotel returns

**Table 2c: BED OCCUPANCY BY ISLAND - 2013 (Percentages)**

	Jan-13	Feb-13	Mar-13	Apr-13	May-13	Jun-13	Jul-13	Aug-13	Sep-13	Oct-13	Nov-13	Dec-13	Q1	Q2	Q3	Q4	Annual average
Mahe	56	67	64	65	63	62	61	64	67	66	63	60	62	63	64	63	63
Praslin	62	61	69	70	64	49	63	71	61	72	68	61	64	61	65	67	64
La Digue	60	65	62	63	63	63	63	65	67	57	60	55	62	63	65	57	62
Other Islands	60	68	67	67	66	62	71	75	74	70	72	71	65	65	73	71	68
<b>TOTAL</b>	<b>58</b>	<b>65</b>	<b>65</b>	<b>66</b>	<b>64</b>	<b>59</b>	<b>62</b>	<b>67</b>	<b>66</b>	<b>67</b>	<b>65</b>	<b>61</b>	<b>63</b>	<b>63</b>	<b>65</b>	<b>64</b>	<b>64</b>

Source: National Bureau of Statistics from hotel returns

**Table 2d: DISTRIBUTION OF BED OCCUPANCY BY ISLAND - 2013 (Percentages)**

	Jan-13	Feb-13	Mar-13	Apr-13	May-13	Jun-13	Jul-13	Aug-13	Sep-13	Oct-13	Nov-13	Dec-13	Q1	Q2	Q3	Q4	Annual average
Mahe	55	58	55	55	56	60	55	54	57	56	55	55	56	57	55	55	56
Praslin	25	22	25	25	24	20	24	25	22	25	25	24	24	23	23	25	24
La Digue	9	9	9	9	9	10	10	9	10	8	9	8	9	9	9	8	9
Other Islands	11	11	11	11	11	11	12	12	12	11	12	12	11	11	12	12	11
<b>TOTAL</b>	<b>100</b>	<b>100</b>	<b>100</b>	<b>100</b>	<b>100</b>	<b>100</b>	<b>100</b>	<b>100</b>	<b>100</b>	<b>100</b>	<b>100</b>	<b>100</b>	<b>100</b>	<b>100</b>	<b>100</b>	<b>100</b>	<b>100</b>

Source: National Bureau of Statistics from hotel returns

**Table 3a: BEDS AVAILABLE BY TYPE OF ACCOMMODATION - 2013 (Numbers)**

	Jan-13	Feb-13	Mar-13	Apr-13	May-13	Jun-13	Jul-13	Aug-13	Sep-13	Oct-13	Nov-13	Dec-13	Q1	Q2	Q3	Q4	TOTAL
Hotels	137578	123312	135842	130860	135346	131040	135,222	135,222	130,860	135,222	130,860	135,222	396,732	397,246	401,304	401,304	1,596,586
Guest Houses	39711	35952	39804	38520	39711	37614	38,655	39,711	38,430	39,711	38,430	39,711	115,467	115,845	116,796	117,852	465,960
Self Catering	25885	23436	25947	25230	26009	25170	26,009	26,009	25,170	26,009	25,170	26,009	75,268	76,409	77,188	77,188	306,053
<b>TOTAL</b>	<b>203,174</b>	<b>182,700</b>	<b>201,593</b>	<b>194,610</b>	<b>201,066</b>	<b>193,824</b>	<b>199,886</b>	<b>200,942</b>	<b>194,460</b>	<b>200,942</b>	<b>194,460</b>	<b>200,942</b>	<b>587,467</b>	<b>589,500</b>	<b>595,288</b>	<b>596,344</b>	<b>2,368,599</b>

Source: National Bureau of Statistics from hotel returns

**Table 3b: BEDS OCCUPIED BY TYPE OF ACCOMMODATION - 2013 (Numbers)**

	Jan-13	Feb-13	Mar-13	Apr-13	May-13	Jun-13	Jul-13	Aug-13	Sep-13	Oct-13	Nov-13	Dec-13	Q1	Q2	Q3	Q4	TOTAL
Hotel	85,473	86,014	96,810	95,808	94,830	83,044	92,333	100,094	94,905	99,713	91,021	88,199	268,297	273,682	287,332	278,933	1,108,245
Guest House	20,463	20,662	21,217	20,343	20,263	18,444	19,269	20,917	20,438	21,868	21,449	21,188	62,342	59,050	60,624	64,504	246,519
Self Catering	12,454	12,493	13,482	13,106	12,937	12,476	13,240	13,394	13,272	13,639	13,410	13,451	38,429	38,519	39,906	40,501	157,354
<b>TOTAL</b>	<b>118,390</b>	<b>119,169</b>	<b>131,509</b>	<b>129,257</b>	<b>128,030</b>	<b>113,964</b>	<b>124,841</b>	<b>134,405</b>	<b>128,615</b>	<b>135,220</b>	<b>125,880</b>	<b>122,838</b>	<b>369,068</b>	<b>371,250</b>	<b>387,861</b>	<b>383,938</b>	<b>1,512,118</b>

Source: National Bureau of Statistics from hotel returns

**Table 3c: BED OCCUPANCY BY TYPE OF ACCOMMODATION - 2013 (Percentages)**

	Jan-13	Feb-13	Mar-13	Apr-13	May-13	Jun-13	Jul-13	Aug-13	Sep-13	Oct-13	Nov-13	Dec-13	Q1	Q2	Q3	Q4	Annual average
Hotel	62	70	71	73	70	63	68	74	73	74	70	65	68	69	72	70	69
Guest House	52	57	53	53	51	49	50	53	53	55	56	53	54	51	52	55	53
Self Catering	48	53	52	52	50	50	51	51	53	52	53	52	51	50	52	52	51
<b>TOTAL</b>	<b>58</b>	<b>65</b>	<b>65</b>	<b>66</b>	<b>64</b>	<b>59</b>	<b>62</b>	<b>67</b>	<b>66</b>	<b>67</b>	<b>65</b>	<b>61</b>	<b>63</b>	<b>63</b>	<b>65</b>	<b>64</b>	<b>64</b>

Source: National Bureau of Statistics from hotel returns

**Table 3d: DISTRIBUTION OF BED OCCUPANCY BY TYPE OF ACCOMMODATION - 2013 (Percentages)**

	Jan-13	Feb-13	Mar-13	Apr-13	May-13	Jun-13	Jul-13	Aug-13	Sep-13	Oct-13	Nov-13	Dec-13	Q1	Q2	Q3	Q4	Annual average
Hotels	72	72	74	74	74	73	74	74	74	74	72	72	73	74	74	73	73
Guest Houses	17	17	16	16	16	16	15	16	16	16	17	17	17	16	16	17	16
Self Catering	11	10	10	10	10	11	11	10	10	10	11	11	10	10	10	11	10
<b>TOTAL</b>	<b>100</b>	<b>100</b>	<b>100</b>	<b>100</b>	<b>100</b>	<b>100</b>	<b>100</b>	<b>100</b>	<b>100</b>	<b>100</b>	<b>100</b>	<b>100</b>	<b>100</b>	<b>100</b>	<b>100</b>	<b>100</b>	<b>100</b>

Source: National Bureau of Statistics from hotel returns

**Table 4a: ROOMS AVAILABLE BY TYPE OF ACCOMMODATION AND ISLAND - 2013 (Numbers)**

		Jan-13	Feb-13	Mar-13	Apr-13	May-13	Jun-13	Jul-13	Aug-13	Sep-13	Oct-13	Nov-13	Dec-13	Q1	Q2	Q3	Q4	TOTAL
<b>Hotels</b>	Mahe	37,634	33,992	37,355	35,850	37,076	35,940	37,138	37,138	35,940	37,138	35,940	37,138	108,981	108,866	110,216	110,216	<b>438,279</b>
	Praslin	17,701	15,988	17,701	17,130	17,701	17,130	17,701	17,701	17,130	17,701	17,130	17,701	51,390	51,961	52,532	52,532	<b>208,415</b>
	La Digue	4,464	4,032	4,464	4,320	4,464	4,320	4,464	4,464	4,320	4,464	4,320	4,464	12,960	13,104	13,248	13,248	<b>52,560</b>
	Other Islands	6,913	6,244	6,913	6,690	6,913	6,690	6,913	6,913	6,690	6,913	6,690	6,913	20,070	20,293	20,516	20,516	<b>81,395</b>
<b>Guest Houses</b>	Mahe	8,897	8,036	8,897	8,610	8,897	8,610	8,897	8,897	8,610	8,897	8,610	8,897	25,830	26,117	26,404	26,404	<b>104,755</b>
	Praslin	4,340	3,920	4,340	4,200	4,340	4,200	4,340	4,340	4,200	4,340	4,200	4,340	12,600	12,740	12,880	12,880	<b>51,100</b>
	La Digue	2,573	2,324	2,573	2,490	2,573	2,490	2,573	2,573	2,490	2,573	2,490	2,573	7,470	7,553	7,636	7,636	<b>30,295</b>
	Other Islands	3,472	3,136	3,472	3,360	3,472	2,952	2,944	3,472	3,360	3,472	3,360	3,472	10,080	9,784	9,776	10,304	<b>39,944</b>
<b>Self Catering</b>	Mahe	8,246	7,756	8,587	8,280	8,556	8,280	8,556	8,556	8,280	8,556	8,280	8,556	24,589	25,116	25,392	25,392	<b>100,489</b>
	Praslin	2,325	2,100	2,325	2,250	2,356	2,280	2,356	2,356	2,280	2,356	2,280	2,356	6,750	6,886	6,992	6,992	<b>27,620</b>
	La Digue	1,860	1,680	1,860	1,800	1,860	1,800	1,860	1,860	1,800	1,860	1,800	1,860	5,400	5,460	5,520	5,520	<b>21,900</b>
<b>TOTAL</b>		<b>98,425</b>	<b>89,208</b>	<b>98,487</b>	<b>94,980</b>	<b>98,208</b>	<b>94,692</b>	<b>97,742</b>	<b>98,270</b>	<b>95,100</b>	<b>98,270</b>	<b>95,100</b>	<b>98,270</b>	<b>286,120</b>	<b>287,880</b>	<b>291,112</b>	<b>291,640</b>	<b>1,156,752</b>

Source: National Bureau of Statistics from hotel returns

**Table 4b: ROOMS OCCUPIED BY TYPE OF ACCOMMODATION AND ISLAND - 2013 (Numbers)**

		Jan-13	Feb-13	Mar-13	Apr-13	May-13	Jun-13	Jul-13	Aug-13	Sep-13	Oct-13	Nov-13	Dec-13	Q1	Q2	Q3	Q4	TOTAL
<b>Hotels</b>	Mahe	23,988	26,427	28,447	27,089	27,925	25,569	28,591	29,093	27,233	28,826	25,744	25,339	78,862	80,583	84,917	79,909	<b>324,271</b>
	Praslin	10,436	8,926	11,550	11,392	11,480	8,423	10,897	12,670	11,036	13,280	12,449	11,699	30,912	31,295	34,603	37,428	<b>134,238</b>
	La Digue	2,059	2,039	2,110	2,612	2,752	2,750	2,702	2,744	2,699	2,647	2,651	2,404	6,208	8,114	8,145	7,702	<b>30,169</b>
	Other Islands	4,463	4,351	4,782	4,527	4,719	4,389	5,313	5,469	5,625	4,990	4,472	3,871	13,596	13,635	16,406	13,333	<b>56,970</b>
<b>Guest Houses</b>	Mahe	4,822	4,714	4,952	4,935	4,942	4,805	4,773	4,900	4,761	4,958	4,937	4,829	14,488	14,682	14,434	14,724	<b>58,327</b>
	Praslin	2,502	2,494	2,714	2,622	2,470	2,366	2,477	2,472	2,632	2,695	2,714	2,750	7,710	7,458	7,581	8,158	<b>30,907</b>
	La Digue	1,661	1,622	1,689	1,653	1,651	1,606	1,684	1,713	1,675	1,700	1,677	1,580	4,972	4,910	5,072	4,957	<b>19,911</b>
	Other Islands	1,869	1,787	1,900	1,630	1,672	1,355	1,300	1,749	1,610	1,925	1,768	1,579	5,556	4,657	4,659	5,272	<b>20,144</b>
<b>Self Catering</b>	Mahe	3,782	4,045	4,123	4,039	3,847	3,764	3,852	3,943	3,776	3,891	3,866	3,838	11,950	11,650	11,570	11,596	<b>46,766</b>
	Praslin	1,137	1,123	1,142	1,116	1,079	1,137	1,096	1,121	1,132	1,096	1,130	1,090	3,402	3,332	3,349	3,316	<b>13,398</b>
	La Digue	975	968	1,051	1,034	1,002	913	974	1,003	949	1,037	1,006	948	2,994	2,949	2,925	2,990	<b>11,858</b>
<b>TOTAL</b>		<b>57,694</b>	<b>58,496</b>	<b>64,460</b>	<b>62,649</b>	<b>63,539</b>	<b>57,077</b>	<b>63,659</b>	<b>66,876</b>	<b>63,125</b>	<b>67,045</b>	<b>62,414</b>	<b>59,925</b>	<b>180,650</b>	<b>183,265</b>	<b>193,660</b>	<b>189,385</b>	<b>746,960</b>

Source: National Bureau of Statistics from hotel returns



**Table 4c: ROOMS OCCUPIED BY TYPE OF ACCOMMODATION AND ISLAND - 2013 (Percentages)**

		Jan-13	Feb-13	Mar-13	Apr-13	May-13	Jun-13	Jul-13	Aug-13	Sep-13	Oct-13	Nov-13	Dec-13	Q1	Q2	Q3	Q4	Annual average
<b>Hotels</b>	Mahe	64	78	76	76	75	71	77	78	76	78	72	68	72	74	77	73	74
	Praslin	59	56	65	67	65	49	62	72	64	75	73	66	60	60	66	71	64
	La Digue	46	51	47	60	62	64	61	61	62	59	61	54	48	62	61	58	57
	Other Islands	65	70	69	68	68	66	77	79	84	72	67	56	68	67	80	65	70
<b>Guest Houses</b>	Mahe	54	59	56	57	56	56	54	55	55	56	57	54	56	56	55	56	56
	Praslin	58	64	63	62	57	56	57	57	63	62	65	63	61	59	59	63	60
	La Digue	65	70	66	66	64	64	65	67	67	66	67	61	67	65	66	65	66
	Other Islands	54	57	55	49	48	46	44	50	48	55	53	45	55	48	48	51	50
<b>Self Catering</b>	Mahe	46	52	48	49	45	45	45	46	46	45	47	45	49	46	46	46	47
	Praslin	49	53	49	50	46	50	47	48	50	47	50	46	50	48	48	47	49
	La Digue	52	58	57	57	54	51	52	54	53	56	56	51	55	54	53	54	54
<b>TOTAL</b>	<b>59</b>	<b>66</b>	<b>65</b>	<b>66</b>	<b>65</b>	<b>60</b>	<b>65</b>	<b>68</b>	<b>66</b>	<b>68</b>	<b>66</b>	<b>61</b>	<b>63</b>	<b>64</b>	<b>67</b>	<b>65</b>	<b>65</b>	

Source: National Bureau of Statistics from hotel returns

**Table 4d: DISTRIBUTION OF ROOM OCCUPANCY BY TYPE OF ACCOMMODATION AND ISLAND - 2013 (Percentages)**

		Jan-13	Feb-13	Mar-13	Apr-13	May-13	Jun-13	Jul-13	Aug-13	Sep-13	Oct-13	Nov-13	Dec-13	Q1	Q2	Q3	Q4	Annual average
<b>Hotels</b>	Mahe	42	45	44	43	44	45	45	44	43	43	41	42	44	44	44	42	43
	Praslin	18	15	18	18	18	15	17	19	17	20	20	20	17	17	18	20	18
	La Digue	5	5	5	5	5	5	5	5	5	5	5	5	5	5	5	5	5
	Other Islands	8	7	7	7	7	8	8	8	9	7	7	6	8	7	8	7	8
<b>Guest Houses</b>	Mahe	8	8	8	8	8	8	7	7	8	7	8	8	8	8	7	8	8
	Praslin	4	4	4	4	4	4	4	4	4	4	4	5	4	4	4	4	4
	La Digue	3	3	3	3	3	3	3	3	3	3	3	3	3	3	3	3	3
	Other Islands	3	3	3	3	3	2	2	3	3	3	3	3	3	3	2	3	3
<b>Self Catering</b>	Mahe	7	7	6	6	6	7	6	6	6	6	6	6	7	6	6	6	6
	Praslin	2	2	2	2	2	2	2	2	2	2	2	2	2	2	2	2	2
	La Digue	2	2	2	2	2	2	2	1	2	2	2	2	2	2	2	2	2
<b>TOTAL</b>	<b>100</b>	<b>100</b>	<b>100</b>	<b>100</b>	<b>100</b>	<b>100</b>	<b>100</b>	<b>100</b>	<b>100</b>	<b>100</b>	<b>100</b>	<b>100</b>	<b>100</b>	<b>100</b>	<b>100</b>	<b>100</b>	<b>100</b>	

Source: National Bureau of Statistics from hotel returns

**Table 5a: ROOMS AVAILABLE BY ISLAND - 2013 (Numbers)**

	Jan-13	Feb-13	Mar-13	Apr-13	May-13	Jun-13	Jul-13	Aug-13	Sep-13	Oct-13	Nov-13	Dec-13	Q1	Q2	Q3	Q4	TOTAL
Mahe	54,777	49,784	54,839	52,740	54,529	52,830	54,591	54,591	52,830	54,591	52,830	54,591	159,400	160,099	162,012	162,012	<b>643,523</b>
Praslin	24,366	22,008	24,366	23,580	24,397	23,610	24,397	24,397	23,610	24,397	23,610	24,397	70,740	71,587	72,404	72,404	<b>287,135</b>
La Digue	8,897	8,036	8,897	8,610	8,897	8,610	8,897	8,897	8,610	8,897	8,610	8,897	25,830	26,117	26,404	26,404	<b>104,755</b>
Other Islands	10,385	9,380	10,385	10,050	10,385	9,642	9,857	10,385	10,050	10,385	10,050	10,385	30,150	30,077	30,292	30,820	<b>121,339</b>
<b>TOTAL</b>	<b>98,425</b>	<b>89,208</b>	<b>98,487</b>	<b>94,980</b>	<b>98,208</b>	<b>94,692</b>	<b>97,742</b>	<b>98,270</b>	<b>95,100</b>	<b>98,270</b>	<b>95,100</b>	<b>98,270</b>	<b>286,120</b>	<b>287,880</b>	<b>291,112</b>	<b>291,640</b>	<b>1,156,752</b>

Source: National Bureau of Statistics from hotel returns

**Table 5b: ROOMS OCCUPIED BY ISLAND - 2013 (Numbers)**

	Jan-13	Feb-13	Mar-13	Apr-13	May-13	Jun-13	Jul-13	Aug-13	Sep-13	Oct-13	Nov-13	Dec-13	Q1	Q2	Q3	Q4	TOTAL
Mahe	32,592	35,186	37,522	36,063	36,714	34,138	37,216	37,935	35,769	37,676	34,547	34,006	105,300	106,915	110,920	106,229	429,365
Praslin	14,075	12,543	15,406	15,130	15,029	11,926	14,470	16,263	14,800	17,070	16,293	15,539	42,024	42,085	45,532	48,902	178,544
La Digue	4,695	4,629	4,850	5,299	5,405	5,269	5,360	5,460	5,322	5,384	5,334	4,931	14,174	15,973	16,142	15,649	61,938
Other Islands	6,332	6,138	6,682	6,157	6,391	5,744	6,613	7,218	7,235	6,915	6,240	5,449	19,152	18,292	21,065	18,605	77,114
<b>TOTAL</b>	<b>57,694</b>	<b>58,496</b>	<b>64,460</b>	<b>62,649</b>	<b>63,539</b>	<b>57,077</b>	<b>63,659</b>	<b>66,876</b>	<b>63,125</b>	<b>67,045</b>	<b>62,414</b>	<b>59,925</b>	<b>180,650</b>	<b>183,265</b>	<b>193,660</b>	<b>189,385</b>	<b>746,960</b>

Source: National Bureau of Statistics from hotel returns

**Table 5c: ROOM OCCUPANCY BY ISLAND - 2013 (Percentages)**

	Jan-13	Feb-13	Mar-13	Apr-13	May-13	Jun-13	Jul-13	Aug-13	Sep-13	Oct-13	Nov-13	Dec-13	Q1	Q2	Q3	Q4	Annual average
Mahe	59	71	68	68	67	65	68	69	68	69	65	62	67	67	68	66	67
Praslin	58	57	63	64	62	51	59	67	63	70	69	64	62	59	63	68	62
La Digue	53	58	55	62	61	61	60	61	62	61	62	55	59	61	61	59	59
Other Islands	61	65	64	61	62	60	67	70	72	67	62	52	64	61	70	60	64
<b>TOTAL</b>	<b>59</b>	<b>66</b>	<b>65</b>	<b>66</b>	<b>65</b>	<b>60</b>	<b>65</b>	<b>68</b>	<b>66</b>	<b>68</b>	<b>66</b>	<b>61</b>	<b>65</b>	<b>64</b>	<b>67</b>	<b>65</b>	<b>65</b>

Source: National Bureau of Statistics from hotel returns

**Table 5d: DISTRIBUTION OF ROOM OCCUPANCY BY ISLAND - 2013 (Percentages)**

	Jan-13	Feb-13	Mar-13	Apr-13	May-13	Jun-13	Jul-13	Aug-13	Sep-13	Oct-13	Nov-13	Dec-13	Q1	Q2	Q3	Q4	Annual average
Mahe	56	60	58	58	58	60	58	57	57	56	55	57	58	58	57	56	57
Praslin	24	21	24	24	24	21	23	24	23	25	26	26	23	23	24	26	24
La Digue	8	8	8	8	9	9	8	8	8	8	9	8	8	9	8	8	8
Other Islands	11	10	10	10	10	10	10	11	11	10	10	9	11	10	11	10	10
<b>TOTAL</b>	<b>100</b>	<b>100</b>	<b>100</b>	<b>100</b>	<b>100</b>	<b>100</b>	<b>100</b>	<b>100</b>	<b>100</b>	<b>100</b>	<b>100</b>	<b>100</b>	<b>100</b>	<b>100</b>	<b>100</b>	<b>100</b>	<b>100</b>

Source: National Bureau of Statistics from hotel returns

**Table 6a: ROOMS AVAILABLE BY TYPE OF ACCOMMODATION - 2013 (Numbers)**

	Jan-13	Feb-13	Mar-13	Apr-13	May-13	Jun-13	Jul-13	Aug-13	Sep-13	Oct-13	Nov-13	Dec-13	Q1	Q2	Q3	Q4	TOTAL
Hotels	66,712	60,256	66,433	63,990	66,154	64,080	66,216	66,216	64,080	66,216	64,080	66,216	193,401	194,224	196,512	196,512	<b>780,649</b>
Guest Houses	19,282	17,416	19,282	18,660	19,282	18,252	18,754	19,282	18,660	19,282	18,660	19,282	55,980	56,194	56,696	57,224	<b>226,094</b>
Self Catering	12,431	11,536	12,772	12,330	12,772	12,360	12,772	12,772	12,360	12,772	12,360	12,772	36,739	37,462	37,904	37,904	<b>150,009</b>
<b>TOTAL</b>	<b>98,425</b>	<b>89,208</b>	<b>98,487</b>	<b>94,980</b>	<b>98,208</b>	<b>94,692</b>	<b>97,742</b>	<b>98,270</b>	<b>95,100</b>	<b>98,270</b>	<b>95,100</b>	<b>98,270</b>	<b>286,120</b>	<b>287,880</b>	<b>291,112</b>	<b>291,640</b>	<b>1,156,752</b>

Source: National Bureau of Statistics from hotel returns

**Table 6b: ROOMS OCCUPIED BY TYPE OF ACCOMMODATION - 2013 (Numbers)**

	Jan-13	Feb-13	Mar-13	Apr-13	May-13	Jun-13	Jul-13	Aug-13	Sep-13	Oct-13	Nov-13	Dec-13	Q1	Q2	Q3	Q4	TOTAL
Hotels	40,946	41,743	46,889	45,620	46,876	41,131	47,503	49,976	46,593	49,743	45,316	43,313	129,578	133,627	144,071	138,372	<b>545,648</b>
Guest Houses	10,854	10,617	11,255	10,840	10,735	10,132	10,235	10,834	10,677	11,278	11,096	10,737	32,726	31,707	31,746	33,111	<b>129,290</b>
Self Catering	5,894	6,136	6,316	6,189	5,928	5,814	5,921	6,067	5,856	6,024	6,003	5,875	18,346	17,931	17,844	17,902	<b>72,023</b>
<b>TOTAL</b>	<b>57,694</b>	<b>58,496</b>	<b>64,460</b>	<b>62,649</b>	<b>63,539</b>	<b>57,077</b>	<b>63,659</b>	<b>66,876</b>	<b>63,125</b>	<b>67,045</b>	<b>62,414</b>	<b>59,925</b>	<b>180,650</b>	<b>183,265</b>	<b>193,660</b>	<b>189,385</b>	<b>746,960</b>

Source: National Bureau of Statistics from hotel returns

**Table 6c: ROOM OCCUPANCY BY TYPE OF ACCOMMODATION - 2013 (Percentages)**

	Jan-13	Feb-13	Mar-13	Apr-13	May-13	Jun-13	Jul-13	Aug-13	Sep-13	Oct-13	Nov-13	Dec-13	Q1	Q2	Q3	Q4	Annual average
Hotels	61	69	71	71	71	64	72	75	73	75	71	65	67	69	73	70	70
Guest Houses	56	61	58	58	56	56	55	56	57	58	59	56	58	56	56	58	57
Self Catering	47	53	49	50	46	47	46	48	47	47	49	46	50	48	47	47	48
<b>TOTAL</b>	<b>59</b>	<b>66</b>	<b>65</b>	<b>66</b>	<b>65</b>	<b>60</b>	<b>65</b>	<b>68</b>	<b>66</b>	<b>68</b>	<b>66</b>	<b>61</b>	<b>63</b>	<b>64</b>	<b>67</b>	<b>65</b>	<b>65</b>

Source: National Bureau of Statistics from hotel returns

**Table 6d: DISTRIBUTION OF ROOM OCCUPANCY BY ISLAND - 2013 (Percentages)**

	Jan-13	Feb-13	Mar-13	Apr-13	May-13	Jun-13	Jul-13	Aug-13	Sep-13	Oct-13	Nov-13	Dec-13	Q1	Q2	Q3	Q4	Annual average
Hotels	71	71	73	73	74	72	75	75	74	74	73	72	72	73	74	73	73
Guest Houses	19	18	17	17	17	18	16	16	17	17	18	18	18	17	16	17	17
Self Catering	10	10	10	10	9	10	9	9	9	9	10	10	10	10	9	9	10
<b>TOTAL</b>	<b>100</b>	<b>100</b>	<b>100</b>	<b>100</b>	<b>100</b>	<b>100</b>	<b>100</b>	<b>100</b>	<b>100</b>	<b>100</b>	<b>100</b>	<b>100</b>	<b>100</b>	<b>100</b>	<b>100</b>	<b>100</b>	<b>100</b>

Source: National Bureau of Statistics from hotel returns

## Annex 1

Table 1a: BEDS AVAILABLE BY TYPE OF ACCOMMODATION AND ISLAND - 2012 (Numbers)

		Jan-12	Feb-12	Mar-12	Apr-12	May-12	Jun-12	Jul-12	Aug-12	Sep-12	Oct-12	Nov-12	Dec-12	Q1	Q2	Q3	Q4	TOTAL
<b>Hotels</b>	Mahe	73,160	68,875	73,160	78,720	81,344	78,720	81,406	81,406	78,780	81,406	78,780	81,406	215,195	238,784	241,592	241,592	<b>937,163</b>
	Praslin	35,588	33,437	35,588	34,500	35,650	34,500	35,805	36,611	34,620	36,301	35,370	35,681	104,613	104,650	107,036	107,352	<b>423,651</b>
	La Digue	10,137	9,483	10,137	9,780	10,137	9,810	9,951	9,951	9,630	9,951	9,630	9,951	29,757	29,727	29,532	29,532	<b>118,548</b>
	Other Islands	14,198	13,282	14,198	13,740	14,198	13,740	14,198	14,198	13,740	14,384	13,860	14,198	41,678	41,678	42,136	42,442	<b>167,934</b>
<b>Guest Houses</b>	Mahe	18,724	17,458	18,662	18,060	18,662	18,060	18,662	18,662	18,060	18,662	18,060	18,662	54,844	54,782	55,384	55,384	<b>220,394</b>
	Praslin	7,843	7,337	7,843	7,590	7,843	7,590	7,905	7,874	7,590	8,029	7,770	7,936	23,023	23,023	23,369	23,735	<b>93,150</b>
	La Digue	5,859	5,539	5,921	5,730	5,921	5,730	5,983	5,983	5,790	5,952	5,730	5,921	17,319	17,381	17,756	17,603	<b>70,059</b>
	Other Islands	9,145	8,555	9,145	8,850	9,145	8,226	8,089	9,145	8,850	9,145	8,850	9,486	26,845	26,221	26,084	27,481	<b>106,631</b>
<b>Self Catering</b>	Mahe	13,175	12,325	13,175	12,750	13,175	12,750	13,175	13,175	12,750	13,175	13,800	14,880	38,675	38,675	39,100	41,855	<b>158,305</b>
	Praslin	4,433	4,147	4,433	4,350	4,433	4,290	4,433	4,433	4,290	4,433	4,290	4,433	13,013	13,073	13,156	13,156	<b>52,398</b>
	La Digue	4,061	3,799	4,061	3,930	4,061	3,930	4,061	4,061	3,930	4,061	3,930	4,061	11,921	11,921	12,052	12,052	<b>47,946</b>
<b>TOTAL</b>	<b>196,323</b>	<b>184,237</b>	<b>196,323</b>	<b>198,000</b>	<b>204,569</b>	<b>197,346</b>	<b>203,668</b>	<b>205,499</b>	<b>198,030</b>	<b>205,499</b>	<b>200,070</b>	<b>206,615</b>	<b>576,883</b>	<b>599,915</b>	<b>607,197</b>	<b>612,184</b>	<b>2,396,179</b>	

Source: National Bureau of Statistics from hotel returns

Table 1b: BEDS OCCUPIED BY TYPE OF ACCOMMODATION AND ISLAND - 2012 (Numbers)

		Jan-12	Feb-12	Mar-12	Apr-12	May-12	Jun-12	Jul-12	Aug-12	Sep-12	Oct-12	Nov-12	Dec-12	Q1	Q2	Q3	Q4	TOTAL
<b>Hotels</b>	Mahe	40,518	40,040	43,708	48,956	52,995	47,116	51,566	53,746	51,202	57,733	48,740	47,857	124,266	149,067	156,514	154,330	<b>584,177</b>
	Praslin	21,811	16,810	22,849	23,843	21,317	15,595	22,706	26,533	21,981	26,896	23,668	19,857	61,470	60,755	71,220	70,421	<b>263,866</b>
	La Digue	4,622	4,615	5,205	5,399	5,031	5,165	5,369	5,297	5,210	5,249	5,346	5,061	14,442	15,595	15,876	15,656	<b>61,569</b>
	Other Islands	7,794	8,572	8,856	8,936	9,119	8,436	8,466	8,920	7,961	9,823	8,958	8,053	25,222	26,491	25,347	26,834	<b>103,894</b>
<b>Guest Houses</b>	Mahe	9,536	9,038	9,266	9,523	8,977	8,680	9,354	9,843	9,148	9,401	9,591	9,668	27,840	27,180	28,345	28,660	<b>112,025</b>
	Praslin	4,357	4,172	4,625	4,433	4,111	3,916	4,130	4,531	4,263	4,546	4,578	4,307	13,154	12,460	12,924	13,431	<b>51,969</b>
	La Digue	3,265	3,355	3,503	3,693	3,444	3,202	3,524	3,723	3,625	3,639	3,640	3,638	10,123	10,339	10,872	10,917	<b>42,251</b>
	Other Islands	4,577	4,244	4,268	4,616	3,943	3,649	3,718	4,521	4,077	4,882	4,569	4,499	13,089	12,208	12,316	13,950	<b>51,563</b>
<b>Self Catering</b>	Mahe	4,789	5,007	4,797	4,915	4,615	4,629	5,501	5,336	4,701	5,578	6,551	6,725	14,593	14,159	15,538	18,854	<b>63,144</b>
	Praslin	1,783	1,463	1,732	1,790	1,581	1,580	1,764	1,830	1,689	1,836	1,936	1,797	4,978	4,951	5,283	5,569	<b>20,781</b>
	La Digue	1,615	1,659	1,746	1,603	1,570	1,599	1,674	1,620	1,695	1,797	1,757	1,769	5,020	4,772	4,989	5,323	<b>20,104</b>
<b>TOTAL</b>	<b>104,667</b>	<b>98,975</b>	<b>110,555</b>	<b>117,707</b>	<b>116,703</b>	<b>103,567</b>	<b>117,772</b>	<b>125,900</b>	<b>115,552</b>	<b>131,380</b>	<b>119,334</b>	<b>113,231</b>	<b>314,197</b>	<b>337,977</b>	<b>359,224</b>	<b>363,945</b>	<b>1,375,343</b>	

Source: National Bureau of Statistics from hotel returns

## Annex 1

Table 1c: BEDS OCCUPIED BY TYPE OF ACCOMMODATION AND ISLAND - 2012 (Percentages)

		Jan-12	Feb-12	Mar-12	Apr-12	May-12	Jun-12	Jul-12	Aug-12	Sep-12	Oct-12	Nov-12	Dec-12	Q1	Q2	Q3	Q4	Annual average
<b>Hotels</b>	Mahe	55	58	60	62	65	60	63	66	65	71	62	59	58	62	65	64	62
	Praslin	61	50	64	69	60	45	63	72	63	74	67	56	59	58	67	66	62
	La Digue	46	49	51	55	50	53	54	53	54	54	56	51	49	52	54	53	52
	Other Islands	55	65	62	65	64	61	60	63	58	68	65	57	61	64	60	63	62
<b>Guest Houses</b>	Mahe	51	52	50	53	48	48	50	53	51	50	53	52	51	50	51	52	51
	Praslin	56	57	59	58	52	52	52	58	56	57	59	54	57	54	55	57	56
	La Digue	56	61	59	64	58	56	59	62	63	61	64	61	58	59	61	62	60
	Other Islands	50	50	47	52	43	44	46	49	46	53	52	47	49	47	47	51	48
<b>Self Catering</b>	Mahe	36	41	36	39	35	36	42	41	37	42	47	45	38	37	40	45	40
	Praslin	40	35	39	41	36	37	40	41	39	41	45	41	38	38	40	42	40
	La Digue	40	44	43	41	39	41	41	40	43	44	45	44	42	40	41	44	42
<b>TOTAL</b>	<b>53</b>	<b>54</b>	<b>56</b>	<b>59</b>	<b>57</b>	<b>52</b>	<b>58</b>	<b>61</b>	<b>58</b>	<b>64</b>	<b>60</b>	<b>55</b>	<b>54</b>	<b>56</b>	<b>59</b>	<b>59</b>	<b>57</b>	

Source: National Bureau of Statistics from hotel returns

Table 1d: DISTRIBUTION OF BED OCCUPANCY BY TYPE OF ACCOMMODATION AND ISLAND - 2012 (Percentages)

		Jan-12	Feb-12	Mar-12	Apr-12	May-12	Jun-12	Jul-12	Aug-12	Sep-12	Oct-12	Nov-12	Dec-12	Q1	Q2	Q3	Q4	Annual average
<b>Hotels</b>	Mahe	39	40	40	42	45	45	44	43	44	44	41	42	40	44	44	42	42
	Praslin	21	17	21	20	18	15	19	21	19	20	20	18	20	18	20	19	20
	La Digue	4	5	5	5	4	5	5	4	5	4	4	4	5	5	4	4	4
	Other Islands	7	9	8	8	8	8	7	7	7	7	8	7	8	8	7	7	8
<b>Guest Houses</b>	Mahe	9	9	8	8	8	8	8	8	8	7	8	9	9	8	8	8	8
	Praslin	4	4	4	4	4	4	4	4	4	3	4	4	4	4	4	4	4
	La Digue	3	3	3	3	3	3	3	3	3	3	3	3	3	3	3	3	3
	Other Islands	4	4	4	4	3	4	3	4	4	4	4	4	4	4	4	3	4
<b>Self Catering</b>	Mahe	5	5	4	4	4	4	5	4	4	4	5	6	5	4	4	5	7
	Praslin	2	1	2	2	1	2	1	1	1	1	2	2	2	1	1	2	2
	La Digue	2	2	2	1	1	2	1	1	1	1	1	2	2	1	1	1	2
<b>TOTAL</b>	<b>100</b>	<b>100</b>	<b>100</b>	<b>100</b>	<b>100</b>	<b>100</b>	<b>100</b>	<b>100</b>	<b>100</b>	<b>100</b>	<b>100</b>	<b>100</b>	<b>100</b>	<b>100</b>	<b>100</b>	<b>100</b>	<b>100</b>	<b>100</b>

Source: National Bureau of Statistics from hotel returns

## Annex 1

Table 2a: BEDS AVAILABLE BY ISLAND - 2012 (Numbers)

	Jan-12	Feb-12	Mar-12	Apr-12	May-12	Jun-12	Jul-12	Aug-12	Sep-12	Oct-12	Nov-12	Dec-12	Q1	Q2	Q3	Q4	TOTAL
Mahe	105,059	98,658	104,997	109,530	113,181	109,530	113,243	113,243	109,590	113,243	110,640	114,948	308,714	332,241	336,076	338,831	1,315,862
Praslin	47,864	44,921	47,864	46,440	47,926	46,380	48,143	48,918	46,500	48,763	47,430	48,050	140,649	140,746	143,561	144,243	569,199
La Digue	20,057	18,821	20,119	19,440	20,119	19,470	19,995	19,995	19,350	19,964	19,290	19,933	58,997	59,029	59,340	59,187	236,553
Other Islands	23,343	21,837	23,343	22,590	23,343	21,966	22,287	23,343	22,590	23,529	22,710	23,684	68,523	67,899	68,220	69,923	274,565
<b>TOTAL</b>	<b>196,323</b>	<b>184,237</b>	<b>196,323</b>	<b>198,000</b>	<b>204,569</b>	<b>197,346</b>	<b>203,668</b>	<b>205,499</b>	<b>198,030</b>	<b>205,499</b>	<b>200,070</b>	<b>206,615</b>	<b>576,883</b>	<b>599,915</b>	<b>607,197</b>	<b>612,184</b>	<b>2,396,179</b>

Source: National Bureau of Statistics from hotel returns

Table 2b: BEDS OCCUPIED BY ISLAND - 2012 (Numbers)

	Jan-12	Feb-12	Mar-12	Apr-12	May-12	Jun-12	Jul-12	Aug-12	Sep-12	Oct-12	Nov-12	Dec-12	Q1	Q2	Q3	Q4	TOTAL
Mahe	54,843	54,085	57,771	63,394	66,587	60,425	66,421	68,925	65,051	72,712	64,882	64,250	166,699	190,406	200,397	201,844	759,346
Praslin	27,951	22,445	29,206	30,066	27,009	21,091	28,600	32,894	27,933	33,278	30,182	25,961	79,602	78,166	89,427	89,421	336,616
La Digue	9,502	9,629	10,454	10,695	10,045	9,966	10,567	10,640	10,530	10,685	10,743	10,468	29,585	30,706	31,737	31,896	123,924
Other Islands	12,371	12,816	13,124	13,552	13,062	12,085	12,184	13,441	12,038	14,705	13,527	12,552	38,311	38,699	37,663	40,784	155,457
<b>TOTAL</b>	<b>104,667</b>	<b>98,975</b>	<b>110,555</b>	<b>117,707</b>	<b>116,703</b>	<b>103,567</b>	<b>117,772</b>	<b>125,900</b>	<b>115,552</b>	<b>131,380</b>	<b>119,334</b>	<b>113,231</b>	<b>314,197</b>	<b>337,977</b>	<b>359,224</b>	<b>363,945</b>	<b>1,375,343</b>

Source: National Bureau of Statistics from hotel returns

Table 2c: BED OCCUPANCY BY ISLAND - 2012 (Percentages)

	Jan-12	Feb-12	Mar-12	Apr-12	May-12	Jun-12	Jul-12	Aug-12	Sep-12	Oct-12	Nov-12	Dec-12	Q1	Q2	Q3	Q4	Annual average
Mahe	52	55	55	58	59	55	59	61	59	64	59	56	54	57	60	60	58
Praslin	58	50	61	65	56	45	59	67	60	68	64	54	57	56	62	62	59
La Digue	47	51	52	55	50	51	53	53	54	54	56	53	50	52	53	54	52
Other Islands	53	59	56	60	56	55	55	58	53	62	60	53	56	57	55	58	57
<b>TOTAL</b>	<b>53</b>	<b>54</b>	<b>56</b>	<b>59</b>	<b>57</b>	<b>52</b>	<b>58</b>	<b>61</b>	<b>58</b>	<b>64</b>	<b>60</b>	<b>55</b>	<b>54</b>	<b>56</b>	<b>59</b>	<b>59</b>	<b>57</b>

Source: National Bureau of Statistics from hotel returns

Table 2d: DISTRIBUTION OF BED OCCUPANCY BY ISLAND - 2012 (Percentages)

	Jan-12	Feb-12	Mar-12	Apr-12	May-12	Jun-12	Jul-12	Aug-12	Sep-12	Oct-12	Nov-12	Dec-12	Q1	Q2	Q3	Q4	Annual average
Mahe	52	55	52	54	57	58	56	55	56	55	54	57	53	56	56	55	55
Praslin	27	23	26	26	23	20	24	26	24	25	25	23	25	23	25	25	24
La Digue	9	10	9	9	9	10	9	8	9	8	9	9	9	9	9	9	9
Other Islands	12	13	12	12	11	12	10	11	10	11	11	11	12	11	10	11	11
<b>TOTAL</b>	<b>100</b>	<b>100</b>	<b>100</b>	<b>100</b>	<b>100</b>	<b>100</b>	<b>100</b>	<b>100</b>	<b>100</b>	<b>100</b>	<b>100</b>	<b>100</b>	<b>100</b>	<b>100</b>	<b>100</b>	<b>100</b>	<b>100</b>

Source: National Bureau of Statistics from hotel returns

## Annex 1

Table 3a: BEDS AVAILABLE BY TYPE OF ACCOMMODATION - 2012 (Numbers)

	Jan-12	Feb-12	Mar-12	Apr-12	May-12	Jun-12	Jul-12	Aug-12	Sep-12	Oct-12	Nov-12	Dec-12	Q1	Q2	Q3	Q4	TOTAL
Hotels	133,083	125,077	133,083	136,740	141,329	136,770	141,360	142,166	136,770	142,042	137,640	141,236	391,243	414,839	420,296	420,918	1,647,296
Guest Houses	41,571	38,889	41,571	40,230	41,571	39,606	40,639	41,664	40,290	41,788	40,410	42,005	122,031	121,407	122,593	124,203	490,234
Self Catering	21,669	20,271	21,669	21,030	21,669	20,970	21,669	21,669	20,970	21,669	22,020	23,374	63,609	63,669	64,308	67,063	258,649
<b>TOTAL</b>	<b>196,323</b>	<b>184,237</b>	<b>196,323</b>	<b>198,000</b>	<b>204,569</b>	<b>197,346</b>	<b>203,668</b>	<b>205,499</b>	<b>198,030</b>	<b>205,499</b>	<b>200,070</b>	<b>206,615</b>	<b>576,883</b>	<b>599,915</b>	<b>607,197</b>	<b>612,184</b>	<b>2,396,179</b>

Source: National Bureau of Statistics from hotel returns

Table 3b: BEDS OCCUPIED BY TYPE OF ACCOMMODATION - 2012 (Numbers)

	Jan-12	Feb-12	Mar-12	Apr-12	May-12	Jun-12	Jul-12	Aug-12	Sep-12	Oct-12	Nov-12	Dec-12	Q1	Q2	Q3	Q4	TOTAL
Hotel	74,745	70,037	80,618	87,134	88,462	76,312	88,107	94,496	86,354	99,701	86,712	80,828	225,400	251,908	268,957	267,241	1,013,506
Guest House	21,735	20,809	21,662	22,265	20,475	19,447	20,726	22,618	21,113	22,468	22,378	22,112	64,206	62,187	64,457	66,958	257,808
Self Catering	8,187	8,129	8,275	8,308	7,766	7,808	8,939	8,786	8,085	9,211	10,244	10,291	24,591	23,882	25,810	29,746	104,029
<b>TOTAL</b>	<b>104,667</b>	<b>98,975</b>	<b>110,555</b>	<b>117,707</b>	<b>116,703</b>	<b>103,567</b>	<b>117,772</b>	<b>125,900</b>	<b>115,552</b>	<b>131,380</b>	<b>119,334</b>	<b>113,231</b>	<b>314,197</b>	<b>337,977</b>	<b>359,224</b>	<b>363,945</b>	<b>1,375,343</b>

Source: National Bureau of Statistics from hotel returns

Table 3c: BED OCCUPANCY BY TYPE OF ACCOMMODATION - 2012 (Percentages)

	Jan-12	Feb-12	Mar-12	Apr-12	May-12	Jun-12	Jul-12	Aug-12	Sep-12	Oct-12	Nov-12	Dec-12	Q1	Q2	Q3	Q4	Annual average
Hotel	56	56	61	64	63	56	62	66	63	70	63	57	58	61	64	63	62
Guest House	52	54	52	55	49	49	51	54	52	54	55	53	53	51	53	54	53
Self Catering	38	40	38	40	36	37	41	41	39	43	47	44	39	38	40	44	40
<b>TOTAL</b>	<b>53</b>	<b>54</b>	<b>56</b>	<b>59</b>	<b>57</b>	<b>52</b>	<b>58</b>	<b>61</b>	<b>58</b>	<b>64</b>	<b>60</b>	<b>55</b>	<b>54</b>	<b>56</b>	<b>59</b>	<b>59</b>	<b>57</b>

Source: National Bureau of Statistics from hotel returns

Table 3d: DISTRIBUTION OF BED OCCUPANCY BY TYPE OF ACCOMMODATION - 2012 (Percentages)

	Jan-12	Feb-12	Mar-12	Apr-12	May-12	Jun-12	Jul-12	Aug-12	Sep-12	Oct-12	Nov-12	Dec-12	Q1	Q2	Q3	Q4	Annual average
Hotels	71	71	73	74	76	74	75	75	75	76	73	71	72	75	75	73	74
Guest Houses	21	21	20	19	18	19	18	18	18	17	19	20	20	18	18	18	19
Self Catering	8	8	7	7	7	8	8	7	7	7	9	9	8	7	7	8	8
<b>TOTAL</b>	<b>100</b>	<b>100</b>	<b>100</b>	<b>100</b>	<b>100</b>	<b>100</b>	<b>100</b>	<b>100</b>	<b>100</b>	<b>100</b>	<b>100</b>	<b>100</b>	<b>100</b>	<b>100</b>	<b>100</b>	<b>100</b>	<b>100</b>

Source: National Bureau of Statistics from hotel returns

Table 4a: ROOMS AVAILABLE BY TYPE OF ACCOMMODATION AND ISLAND - 2012 (Numbers)

		Jan-12	Feb-12	Mar-12	Apr-12	May-12	Jun-12	Jul-12	Aug-12	Sep-12	Oct-12	Nov-12	Dec-12	Q1	Q2	Q3	Q4	TOTAL
<b>Hotels</b>	Mahe	34,844	32,596	34,844	37,620	38,874	37,620	38,843	38,843	37,590	38,843	37,590	38,843	102,284	114,114	115,276	115,276	<b>446,950</b>
	Praslin	17,763	16,646	17,763	17,190	17,763	17,190	17,763	17,763	17,190	17,763	17,250	17,763	52,172	52,143	52,716	52,776	<b>209,807</b>
	La Digue	4,309	4,031	4,309	4,170	4,309	4,170	4,247	4,247	4,110	4,247	4,110	4,247	12,649	12,649	12,604	12,604	<b>50,506</b>
	Other Islands	6,913	6,467	6,913	6,690	6,913	6,690	6,913	6,913	6,690	7,006	6,750	6,913	20,293	20,293	20,516	20,669	<b>81,771</b>
<b>Guest Houses</b>	Mahe	9,021	8,439	9,021	8,730	9,021	8,730	9,021	9,021	8,730	9,021	8,730	9,021	26,481	26,481	26,772	26,772	<b>106,506</b>
	Praslin	4,278	4,002	4,278	4,140	4,278	4,140	4,278	4,278	4,140	4,278	4,140	4,278	12,558	12,558	12,696	12,696	<b>50,508</b>
	La Digue	2,511	2,349	2,511	2,430	2,511	2,430	2,511	2,511	2,430	2,511	2,430	2,511	7,371	7,371	7,452	7,452	<b>29,646</b>
	Other Islands	3,286	3,074	3,286	3,180	3,286	2,868	2,758	3,286	3,180	3,286	3,180	3,286	9,646	9,334	9,224	9,752	<b>37,956</b>
<b>Self Catering</b>	Mahe	6,417	6,003	6,417	6,210	6,417	6,210	6,417	6,417	6,210	6,417	6,750	7,316	18,837	18,837	19,044	20,483	<b>77,201</b>
	Praslin	2,201	2,059	2,201	2,130	2,232	2,160	2,232	2,232	2,160	2,232	2,160	2,232	6,461	6,522	6,624	6,624	<b>26,231</b>
	La Digue	1,643	1,537	1,643	1,590	1,643	1,590	1,643	1,643	1,590	1,643	1,590	1,643	4,823	4,823	4,876	4,876	<b>19,398</b>
<b>TOTAL</b>		<b>93,186</b>	<b>87,203</b>	<b>93,186</b>	<b>94,080</b>	<b>97,247</b>	<b>93,798</b>	<b>96,626</b>	<b>97,154</b>	<b>94,020</b>	<b>97,247</b>	<b>94,680</b>	<b>98,053</b>	<b>273,575</b>	<b>285,125</b>	<b>287,800</b>	<b>289,980</b>	<b>1,136,480</b>

Source: National Bureau of Statistics from hotel returns

Table 4b: ROOMS OCCUPIED BY TYPE OF ACCOMMODATION AND ISLAND - 2012 (Numbers)

		Jan-12	Feb-12	Mar-12	Apr-12	May-12	Jun-12	Jul-12	Aug-12	Sep-12	Oct-12	Nov-12	Dec-12	Q1	Q2	Q3	Q4	TOTAL
<b>Hotels</b>	Mahe	21,927	21,424	23,650	25,765	28,494	25,696	28,245	30,256	25,601	27,880	23,873	24,592	67,001	79,955	84,102	76,345	<b>307,404</b>
	Praslin	10,509	8,251	11,146	11,592	10,561	7,319	11,040	12,561	10,663	13,328	11,695	9,541	29,906	29,472	34,263	34,564	<b>128,205</b>
	La Digue	2,330	2,261	2,481	2,503	2,356	2,496	2,437	2,569	2,515	2,476	2,571	2,326	7,072	7,355	7,521	7,373	<b>29,321</b>
	Other Islands	3,862	3,803	4,210	4,010	4,245	3,972	3,652	3,910	3,717	4,586	4,125	3,582	11,875	12,227	11,279	12,293	<b>47,674</b>
<b>Guest Houses</b>	Mahe	4,601	4,512	4,514	4,588	4,455	4,416	4,576	4,771	4,477	4,703	4,764	4,772	13,627	13,459	13,825	14,239	<b>55,149</b>
	Praslin	2,158	2,052	2,361	2,215	2,128	2,052	2,092	2,373	2,207	2,368	2,382	2,308	6,571	6,394	6,672	7,058	<b>26,695</b>
	La Digue	1,528	1,523	1,672	1,742	1,703	1,610	1,667	1,751	1,712	1,722	1,743	1,703	4,723	5,055	5,130	5,167	<b>20,076</b>
	Other Islands	1,856	1,706	1,762	1,788	1,664	1,411	1,471	1,868	1,635	1,979	1,954	1,789	5,324	4,862	4,975	5,723	<b>20,883</b>
<b>Self Catering</b>	Mahe	2,243	2,348	2,225	2,135	2,152	2,123	2,557	2,436	2,238	2,598	3,101	3,332	6,816	6,411	7,231	9,031	<b>29,489</b>
	Praslin	806	769	761	869	753	739	823	862	801	878	931	878	2,336	2,361	2,485	2,687	<b>9,870</b>
	La Digue	709	757	846	690	704	769	801	768	840	851	812	838	2,312	2,163	2,409	2,501	<b>9,385</b>
<b>TOTAL</b>		<b>52,529</b>	<b>49,406</b>	<b>55,628</b>	<b>57,897</b>	<b>59,215</b>	<b>52,603</b>	<b>59,362</b>	<b>64,126</b>	<b>56,406</b>	<b>63,368</b>	<b>57,950</b>	<b>55,662</b>	<b>157,563</b>	<b>169,714</b>	<b>179,893</b>	<b>176,981</b>	<b>684,151</b>

Source: National Bureau of Statistics from hotel returns



Table 4c: ROOMS OCCUPIED BY TYPE OF ACCOMMODATION AND ISLAND - 2012 (Percentages)

		Jan-12	Feb-12	Mar-12	Apr-12	May-12	Jun-12	Jul-12	Aug-12	Sep-12	Oct-12	Nov-12	Dec-12	Q1	Q2	Q3	Q4	Annual average
<b>Hotels</b>	Mahe	63	66	68	68	73	68	73	78	68	72	64	63	66	70	73	66	69
	Praslin	59	50	63	67	59	43	62	71	62	75	68	54	57	57	65	65	61
	La Digue	54	56	58	60	55	60	57	60	61	58	63	55	56	58	60	58	58
	Other Islands	56	59	61	60	61	59	53	57	56	65	61	52	59	60	55	59	58
<b>Guest Houses</b>	Mahe	51	53	50	53	49	51	51	53	51	52	55	53	51	51	52	53	52
	Praslin	50	51	55	54	50	50	49	55	53	55	58	54	52	51	53	56	53
	La Digue	61	65	67	72	68	66	66	70	70	69	72	68	64	69	69	69	68
	Other Islands	56	55	54	56	51	49	53	57	51	60	61	54	55	52	54	59	55
<b>Self Catering</b>	Mahe	35	39	35	34	34	34	40	38	36	40	46	46	36	34	38	44	38
	Praslin	37	37	35	41	34	34	37	39	37	39	43	39	36	36	38	41	38
	La Digue	43	49	51	43	43	48	49	47	53	52	51	51	48	45	49	51	48
<b>TOTAL</b>	<b>56</b>	<b>57</b>	<b>60</b>	<b>62</b>	<b>61</b>	<b>56</b>	<b>61</b>	<b>66</b>	<b>60</b>	<b>65</b>	<b>61</b>	<b>57</b>	<b>58</b>	<b>60</b>	<b>63</b>	<b>61</b>	<b>60</b>	

Source: National Bureau of Statistics from hotel returns

Table 4d: DISTRIBUTION OF ROOM OCCUPANCY BY TYPE OF ACCOMMODATION AND ISLAND - 2012 (Percentages)

		Jan-12	Feb-12	Mar-12	Apr-12	May-12	Jun-12	Jul-12	Aug-12	Sep-12	Oct-12	Nov-12	Dec-12	Q1	Q2	Q3	Q4	Annual average
<b>Hotels</b>	Mahe	42	43	43	45	48	49	48	47	45	44	41	44	43	47	47	43	45
	Praslin	20	17	20	20	18	14	19	20	19	21	20	17	19	17	19	20	19
	La Digue	5	5	5	4	4	4	4	4	4	4	4	4	5	4	4	4	4
	Other Islands	7	8	8	7	7	8	6	6	7	7	7	7	8	7	6	7	7
<b>Guest Houses</b>	Mahe	9	9	8	8	8	8	8	7	8	7	8	9	9	8	8	8	8
	Praslin	4	4	4	4	4	4	4	4	4	4	4	4	4	4	4	4	4
	La Digue	3	3	3	3	3	3	3	3	3	3	3	3	3	3	3	3	3
	Other Islands	4	3	3	3	3	3	2	3	3	3	3	3	3	3	3	3	3
<b>Self Catering</b>	Mahe	4	5	4	4	4	4	4	4	4	4	5	6	4	4	4	5	4
	Praslin	2	2	1	2	1	1	1	1	1	1	2	2	1	1	1	2	1
	La Digue	1	2	2	1	1	1	1	1	1	1	1	2	1	1	1	1	1
<b>TOTAL</b>	<b>100</b>	<b>100</b>	<b>100</b>	<b>100</b>	<b>100</b>	<b>100</b>	<b>100</b>	<b>100</b>	<b>100</b>	<b>100</b>	<b>100</b>	<b>100</b>	<b>100</b>	<b>100</b>	<b>100</b>	<b>100</b>	<b>100</b>	

Source: National Bureau of Statistics from hotel returns

**Table 5a: ROOMS AVAILABLE BY ISLAND - 2012 (Numbers)**

	Jan-12	Feb-12	Mar-12	Apr-12	May-12	Jun-12	Jul-12	Aug-12	Sep-12	Oct-12	Nov-12	Dec-12	Q1	Q2	Q3	Q4	TOTAL
Mahe	50,282	47,038	50,282	52,560	54,312	52,560	54,281	54,281	52,530	54,281	53,070	55,180	147,602	159,432	161,092	162,531	<b>630,657</b>
Praslin	24,242	22,707	24,242	23,460	24,273	23,490	24,273	24,273	23,490	24,273	23,550	24,273	71,191	71,223	72,036	72,096	<b>286,546</b>
La Digue	8,463	7,917	8,463	8,190	8,463	8,190	8,401	8,401	8,130	8,401	8,130	8,401	24,843	24,843	24,932	24,932	<b>99,550</b>
Other Islands	10,199	9,541	10,199	9,870	10,199	9,558	9,671	10,199	9,870	10,292	9,930	10,199	29,939	29,627	29,740	30,421	<b>119,727</b>
<b>TOTAL</b>	<b>93,186</b>	<b>87,203</b>	<b>93,186</b>	<b>94,080</b>	<b>97,247</b>	<b>93,798</b>	<b>96,626</b>	<b>97,154</b>	<b>94,020</b>	<b>97,247</b>	<b>94,680</b>	<b>98,053</b>	<b>273,575</b>	<b>285,125</b>	<b>287,800</b>	<b>289,980</b>	<b>1,136,480</b>

Source: National Bureau of Statistics from hotel returns

**Table 5b: ROOMS OCCUPIED BY ISLAND - 2012 (Numbers)**

	Jan-12	Feb-12	Mar-12	Apr-12	May-12	Jun-12	Jul-12	Aug-12	Sep-12	Oct-12	Nov-12	Dec-12	Q1	Q2	Q3	Q4	TOTAL
Mahe	28,771	28,284	30,389	32,488	35,101	32,235	35,378	37,464	32,316	35,181	31,738	32,696	87,444	99,825	105,158	99,615	392,042
Praslin	13,473	11,072	14,268	14,676	13,442	10,110	13,955	15,796	13,670	16,574	15,007	12,727	38,813	38,228	43,421	44,309	164,770
La Digue	4,567	4,541	4,999	4,935	4,763	4,875	4,905	5,088	5,067	5,049	5,126	4,867	14,107	14,573	15,060	15,042	58,782
Other Islands	5,718	5,509	5,972	5,798	5,909	5,383	5,123	5,778	5,352	6,565	6,079	5,371	17,199	17,089	16,254	18,016	68,557
<b>TOTAL</b>	<b>52,529</b>	<b>49,406</b>	<b>55,628</b>	<b>57,897</b>	<b>59,215</b>	<b>52,603</b>	<b>59,362</b>	<b>64,126</b>	<b>56,406</b>	<b>63,368</b>	<b>57,950</b>	<b>55,662</b>	<b>157,563</b>	<b>169,714</b>	<b>179,893</b>	<b>176,981</b>	<b>684,151</b>

Source: National Bureau of Statistics from hotel returns

**Table 5c: ROOM OCCUPANCY BY ISLAND - 2012 (Percentages)**

	Jan-12	Feb-12	Mar-12	Apr-12	May-12	Jun-12	Jul-12	Aug-12	Sep-12	Oct-12	Nov-12	Dec-12	Q1	Q2	Q3	Q4	Annual average
Mahe	57	60	60	62	65	61	65	69	62	65	60	59	59	63	65	61	62
Praslin	56	49	59	63	55	43	57	65	58	68	64	52	55	54	60	61	58
La Digue	54	57	59	60	56	60	58	61	62	60	63	58	57	59	60	60	59
Other Islands	56	58	59	59	58	56	53	57	54	64	61	53	57	58	55	59	57
<b>TOTAL</b>	<b>56</b>	<b>57</b>	<b>60</b>	<b>62</b>	<b>61</b>	<b>56</b>	<b>61</b>	<b>66</b>	<b>60</b>	<b>65</b>	<b>61</b>	<b>57</b>	<b>58</b>	<b>60</b>	<b>63</b>	<b>61</b>	<b>60</b>

Source: National Bureau of Statistics from hotel returns

**Table 5d: DISTRIBUTION OF ROOM OCCUPANCY BY ISLAND - 2012 (Percentages)**

	Jan-12	Feb-12	Mar-12	Apr-12	May-12	Jun-12	Jul-12	Aug-12	Sep-12	Oct-12	Nov-12	Dec-12	Q1	Q2	Q3	Q4	Annual average
Mahe	55	57	55	56	59	61	60	58	57	56	55	59	55	59	58	56	57
Praslin	26	22	26	25	23	19	24	25	24	26	26	23	25	23	24	25	24
La Digue	9	9	9	9	8	9	8	8	9	8	9	9	9	9	8	8	9
Other Islands	11	11	11	10	10	10	9	9	9	10	10	10	11	10	9	10	10
<b>TOTAL</b>	<b>100</b>	<b>100</b>	<b>100</b>	<b>100</b>	<b>100</b>	<b>100</b>	<b>100</b>	<b>100</b>	<b>100</b>	<b>100</b>	<b>100</b>	<b>100</b>	<b>100</b>	<b>100</b>	<b>100</b>	<b>100</b>	<b>100</b>

Source: National Bureau of Statistics from hotel returns

**Table 6a: ROOMS AVAILABLE BY TYPE OF ACCOMMODATION - 2012 (Numbers)**

	Jan-12	Feb-12	Mar-12	Apr-12	May-12	Jun-12	Jul-12	Aug-12	Sep-12	Oct-12	Nov-12	Dec-12	Q1	Q2	Q3	Q4	TOTAL
Hotels	63,829	59,740	63,829	65,670	67,859	65,670	67,766	67,766	65,580	67,859	65,700	67,766	187,398	199,199	201,112	201,325	<b>789,034</b>
Guest Houses	19,096	17,864	19,096	18,480	19,096	18,168	18,568	19,096	18,480	19,096	18,480	19,096	56,056	55,744	56,144	56,672	<b>224,616</b>
Self Catering	10,261	9,599	10,261	9,930	10,292	9,960	10,292	10,292	9,960	10,292	10,500	11,191	30,121	30,182	30,544	31,983	<b>122,830</b>
<b>TOTAL</b>	<b>93,186</b>	<b>87,203</b>	<b>93,186</b>	<b>94,080</b>	<b>97,247</b>	<b>93,798</b>	<b>96,626</b>	<b>97,154</b>	<b>94,020</b>	<b>97,247</b>	<b>94,680</b>	<b>98,053</b>	<b>273,575</b>	<b>285,125</b>	<b>287,800</b>	<b>289,980</b>	<b>1,136,480</b>

Source: National Bureau of Statistics from hotel returns

**Table 6b: ROOMS OCCUPIED BY TYPE OF ACCOMMODATION - 2012 (Numbers)**

	Jan-12	Feb-12	Mar-12	Apr-12	May-12	Jun-12	Jul-12	Aug-12	Sep-12	Oct-12	Nov-12	Dec-12	Q1	Q2	Q3	Q4	TOTAL
Hotels	38,628	35,739	41,487	43,870	45,656	39,483	45,374	49,296	42,496	48,270	42,264	40,041	115,854	129,009	137,166	130,575	<b>512,604</b>
Guest Houses	10,143	9,793	10,309	10,333	9,949	9,488	9,807	10,764	10,031	10,772	10,843	10,572	30,245	29,770	30,602	32,186	<b>122,803</b>
Self Catering	3,758	3,874	3,832	3,694	3,610	3,632	4,181	4,066	3,879	4,327	4,844	5,048	11,464	10,935	12,126	14,219	<b>48,744</b>
<b>TOTAL</b>	<b>52,529</b>	<b>49,406</b>	<b>55,628</b>	<b>57,897</b>	<b>59,215</b>	<b>52,603</b>	<b>59,362</b>	<b>64,126</b>	<b>56,406</b>	<b>63,368</b>	<b>57,950</b>	<b>55,662</b>	<b>157,563</b>	<b>169,714</b>	<b>179,893</b>	<b>176,981</b>	<b>684,151</b>

Source: National Bureau of Statistics from hotel returns

**Table 6c: ROOM OCCUPANCY BY TYPE OF ACCOMMODATION - 2012 (Percentages)**

	Jan-12	Feb-12	Mar-12	Apr-12	May-12	Jun-12	Jul-12	Aug-12	Sep-12	Oct-12	Nov-12	Dec-12	Q1	Q2	Q3	Q4	Annual average
Hotels	61	60	65	67	67	60	67	73	65	71	64	59	62	65	68	65	65
Guest Houses	53	55	54	56	52	52	53	56	54	56	59	55	54	53	55	57	55
Self Catering	37	40	37	37	35	36	41	40	39	42	46	45	38	36	40	44	40
<b>TOTAL</b>	<b>56</b>	<b>57</b>	<b>60</b>	<b>62</b>	<b>61</b>	<b>56</b>	<b>61</b>	<b>66</b>	<b>60</b>	<b>65</b>	<b>61</b>	<b>57</b>	<b>58</b>	<b>60</b>	<b>63</b>	<b>61</b>	<b>60</b>

Source: National Bureau of Statistics from hotel returns

**Table 6d: DISTRIBUTION OF ROOM OCCUPANCY BY TYPE OF ACCOMMODATION - 2012 (Percentages)**

	Jan-12	Feb-12	Mar-12	Apr-12	May-12	Jun-12	Jul-12	Aug-12	Sep-12	Oct-12	Nov-12	Dec-12	Q1	Q2	Q3	Q4	Annual average
Hotels	74	72	75	76	77	75	76	77	75	76	73	72	74	76	76	74	75
Guest Houses	19	20	19	18	17	18	17	17	18	17	19	19	19	18	17	18	18
Self Catering	7	8	7	6	6	7	7	6	7	7	8	9	7	6	7	8	7
<b>TOTAL</b>	<b>100</b>	<b>100</b>	<b>100</b>	<b>100</b>	<b>100</b>	<b>100</b>	<b>100</b>	<b>100</b>	<b>100</b>	<b>100</b>	<b>100</b>	<b>100</b>	<b>100</b>	<b>100</b>	<b>100</b>	<b>100</b>	<b>100</b>

Source: National Bureau of Statistics from hotel returns