

National Bureau of Statistics

STATISTICAL

BULLETIN

Hotel Statistics No.2 of 2013

SEPTEMBER 2013

HOTEL STATISTICS JANUARY – MARCH 2013

SUMMARY

TABLES

- 1(a) Beds Available by Type of Accommodation and Island (Numbers)
- 1(b) Beds Occupied by Type of Accommodation and Island (Numbers)
- 1(c) Beds Occupied by Type of Accommodation and Island (Percentages)
- 1(d) Distribution of Bed Occupancy by Type of Accommodation and Island (Percentages)
- 2(a)-2(d) Beds Available, Beds Occupied, Bed Occupancy and Distribution and Distribution by Island
- 3(a)-3(d) Beds Available, Beds Occupied, Bed Occupancy and Distribution by Type of Accommodation
- 4(a) Rooms Available by Type of Accommodation and Island (Numbers)
- 4(b) Rooms Occupied by Type of Accommodation and Island (Numbers)
- 4(c) Rooms Occupied by Type of Accommodation and Island (Percentages)
- 4(d) Distribution of Room Occupancy by Type of Accommodation and Island (Percentages)
- 5(a)-5(d) Rooms Available, Rooms Occupied, Room Occupancy and Distribution by Island
- 6(a)-6(d) Rooms Available, Rooms Occupied, Room Occupancy and Distribution by Type of Accommodation

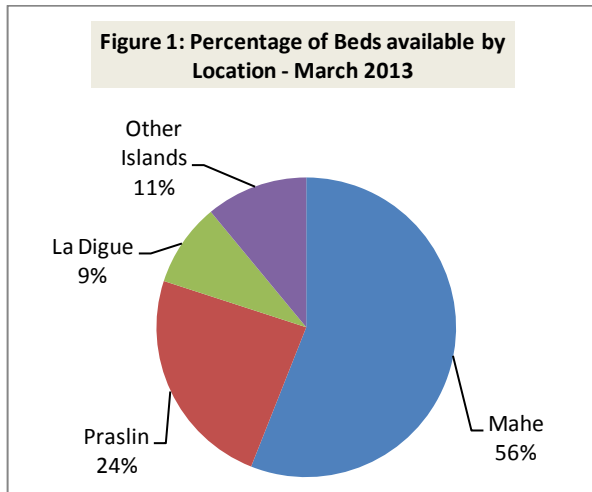
National Bureau of Statistics

CARAVELLE HOUSE - MANGLIER STREET, P.O. BOX 206 - VICTORIA - MAHE - SEYCHELLES, Tel: +248 611650 - Fax: +248 225634/225339
E-mail: ceo@nbs.gov.sc, stats@nbs.gov.sc - Website: www.nbs.gov.sc

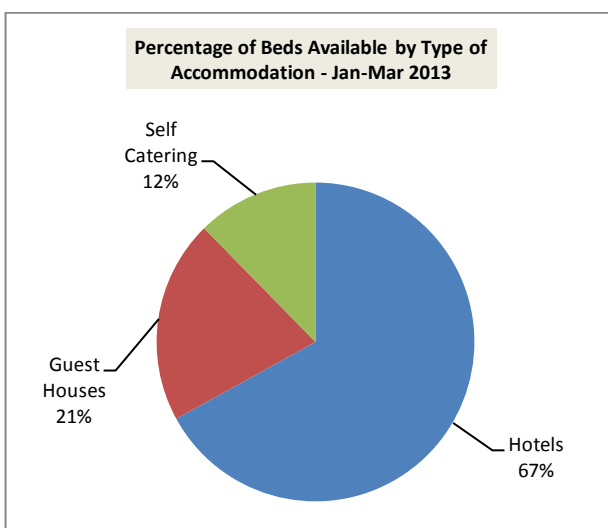
"Your stepping-stone for informed decisions"

SUMMARY
March 2013

1. In March 2013, there were **205,251** beds available. Of these, **56%** were on Mahe, **24%** on Praslin, **9%** on La Digue and **11%** on other islands. *(Table 2a & Figure 1).*



2. A distribution of the number of available beds by type of accommodation shows that **67%** were in hotels, **21%** in guest houses and **12%** in self catering establishments. *(Table 3a & Figure 2).*



3. On average, there were **288** more beds available in March 2013 than in the same month of 2012.

4. In March 2013, licensed accommodation establishments sold **124,114** bed nights and **61,134** room nights. This represents an occupancy rate of **60%** for beds and **62%** for rooms compared to **56%** for beds and **60%** for rooms in March 2012.

5. This occupancy figure was **12%** higher for beds and **10%** higher for rooms compared to the same month of 2012.

6. Of the **124,114** bed nights sold in March 2013, visitors occupied **122,051**.

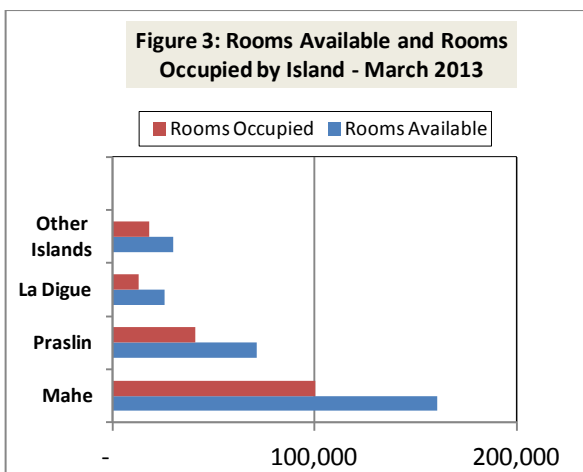
7. The highest bed occupancy rate in March 2013 was for hotels on Other Islands (**71%**). Hotels on Praslin recorded (**68%**), Mahe (**66%**) and La Digue (**55%**) occupancy. The highest bed occupancy for guesthouses was on Praslin (**60%**) and the lowest was on other islands (**45%**). For self-catering, the highest bed occupancy was on La Digue (**51%**) and the lowest was on Praslin (**40%**). *(Table 1c).*

8. An analysis of the distribution of bed occupancy by island shows that of the total number of beds occupied in March 2013, **55%** were on Mahe, **25%** on Praslin, **8%** on La Digue and **11%** on other islands. *(Table 2d).*

9. An analysis of the bed occupancy by type of accommodation shows that, of the total beds occupied in March 2013, **73%** were in hotels, **18%** in guesthouses and **9%** in self catering establishments. *(Table 3d).*

ROOM OCCUPANCY - MARCH 2013

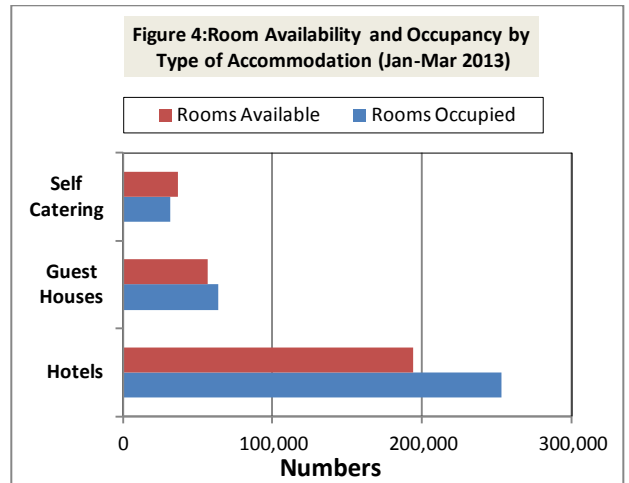
- 10. Tables 4a to 6d provide the number of rooms available and occupancy rates by island and type of accommodation. In March 2013, average room occupancy stood at **62%** compared to **60%** in March 2012.
- 11. Of the total number of rooms sold by **type of accommodation** in March 2013, hotels recorded **(67%)** occupancy, with guesthouses at **(55%)** and self catering establishments at **(44%)**. *(Table 6c)*.
- 12. Hotels on Mahe had the highest room occupancy in March 2013, **(70%)**. In the guesthouses category, Praslin had the highest occupancy, **(61%)**. For self catering establishments, La Digue had the highest room occupancy **(52%)**, *(Table 4c)*.
- 13. An analysis of room occupancy by **island** shows that in March 2013, Mahe had the highest room occupancy **(63%)** followed by Other Islands **(62%)**, whereas Praslin recorded **(61%)** and La Digue **(51%)** occupancy. *(Table 5c)*.



- 14. An analysis of the distribution of rooms sold in March 2013, shows that **73%** were in hotels, **17%** in guest houses and **9%** in self catering establishments. *(Table 6d)*.

JANUARY - MARCH

- 15. A total of **348,391** bed nights and **173,135** room nights were sold during the first three months of 2013 compared to **314,197** bed nights and **157,563** room nights during the same period in 2012. For the first three months of 2013, visitors occupied **342,336** of bed nights sold.



- 16. The percentage occupancy rates to date have been **59%** for beds and **60%** for rooms, compared to **54%** for beds and **58%** for rooms for the same period of 2012.

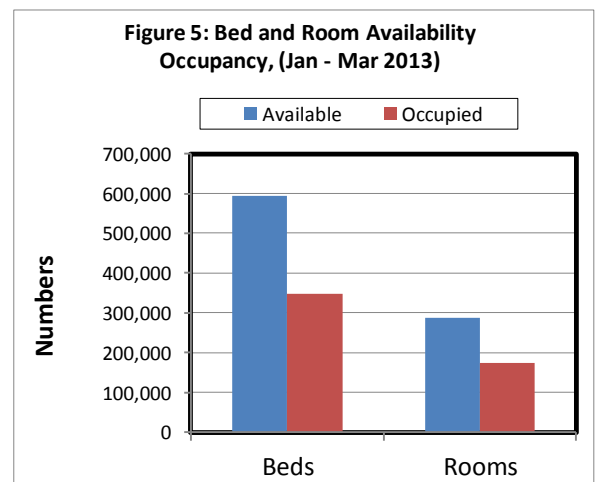


Table 1a: BEDS AVAILABLE BY TYPE OF ACCOMMODATION AND ISLAND - 2013 (Numbers)

		Jan-13	Feb-13	Mar-13	Apr-13	Jul-13	Jun-13	Jul-13	Aug-13	Sep-13	Oct-13	Nov-13	Dec-13	TOTAL
Hotels	Mahe	78,864	71,232	78,864										228,960
	Praslin	35,092	31,752	35,526										102,370
	La Digue	8,928	8,064	8,928										25,920
	Other Islands	14,198	12,824	14,198										41,220
Guest Houses	Mahe	18,662	16,856	18,600										54,118
	Praslin	8,556	7,784	8,618										24,958
	La Digue	5,952	5,432	6,014										17,398
	Other Islands	9,145	8,260	9,145										26,550
Self Catering	Mahe	16,709	15,232	16,895										48,836
	Praslin	4,681	4,228	4,681										13,590
	La Digue	3,782	3,416	3,782										10,980
TOTAL	204,569	185,080	205,251											594,900

Source: National Bureau of Statistics from hotel returns

Table 1b: BEDS OCCUPIED BY TYPE OF ACCOMMODATION AND ISLAND - 2013 (Numbers)

		Jan-13	Feb-13	Mar-13	Apr-13	Jul-13	Jun-13	Jul-13	Aug-13	Sep-13	Oct-13	Nov-13	Dec-13	TOTAL
Hotels	Mahe	47,304	48,112	51,885										147,301
	Praslin	21,629	17,619	24,159										63,407
	La Digue	4,630	4,583	4,901										14,114
	Other Islands	9,159	9,037	10,131										28,327
Guest Houses	Mahe	9,270	9,193	9,316										27,779
	Praslin	4,784	4,825	5,180										14,789
	La Digue	3,302	3,168	3,468										9,938
	Other Islands	3,330	3,612	4,120										11,062
Self Catering	Mahe	6,618	7,001	7,163										20,782
	Praslin	1,988	1,715	1,874										5,577
	La Digue	1,686	1,712	1,917										5,315
TOTAL	113,700	110,577	124,114											348,391

Source: National Bureau of Statistics from hotel returns

Table 1c: BEDS OCCUPIED BY TYPE OF ACCOMMODATION AND ISLAND - 2013 (Percentages)

		Jan-13	Feb-13	Mar-13	Apr-13	Jul-13	Jun-13	Jul-13	Aug-13	Sep-13	Oct-13	Nov-13	Dec-13	TOTAL
Hotels	Mahe	60	68	66										64
	Praslin	62	55	68										62
	La Digue	52	57	55										54
	Other Islands	65	70	71										69
Guest Houses	Mahe	50	55	50										51
	Praslin	56	62	60										59
	La Digue	55	58	58										57
	Other Islands	36	44	45										42
Self Catering	Mahe	40	46	42										43
	Praslin	42	41	40										41
	La Digue	45	50	51										48
TOTAL	56	60	60											59

Source: National Bureau of Statistics from hotel returns

Table 1d DISTRIBUTION OF BED OCCUPANCY BY TYPE OF ACCOMMODATION AND ISLAND - 2013 (Percentages)

		Jan-13	Feb-13	Mar-13	Apr-13	Jul-13	Jun-13	Jul-13	Aug-13	Sep-13	Oct-13	Nov-13	Dec-13	TOTAL
Hotels	Mahe	42	44	42										42
	Praslin	19	16	19										18
	La Digue	4	4	4										4
	Other Islands	8	8	8										8
Guest Houses	Mahe	8	8	8										8
	Praslin	4	4	4										4
	La Digue	3	3	3										3
	Other Islands	3	3	3										3
Self Catering	Mahe	6	6	6										6
	Praslin	2	2	2										2
	La Digue	1	2	2										2
TOTAL	100	100	100											100

Source: National Bureau of Statistics from hotel returns

Table 2a: BEDS AVAILABLE BY ISLAND - 2013 (Numbers)

	Jan-13	Feb-13	Mar-13	Apr-13	Jul-13	Jun-13	Jul-13	Aug-13	Sep-13	Oct-13	Nov-13	Dec-13	TOTAL
Mahe	114,235	103,320	114,359										331,914
Praslin	48,329	43,764	48,825										140,918
La Digue	18,662	16,912	18,724										54,298
Other Islands	23,343	21,084	23,343										67,770
TOTAL	204,569	185,080	205,251										594,900

Source: National Bureau of Statistics from hotel returns

Table 2b: BEDS OCCUPIED BY ISLAND - 2013 (Numbers)

	Jan-13	Feb-13	Mar-13	Apr-13	Jul-13	Jun-13	Jul-13	Aug-13	Sep-13	Oct-13	Nov-13	Dec-13	TOTAL
Mahe	63,192	64,306	68,364										195,862
Praslin	28,401	24,159	31,213										83,773
La Digue	9,618	9,463	10,286										29,367
Other Islands	12,489	12,649	14,251										39,389
TOTAL	113,700	110,577	124,114										348,391

Source: National Bureau of Statistics from hotel returns

Table 2c: BED OCCUPANCY BY ISLAND - 2013 (Percentages)

	Jan-13	Feb-13	Mar-13	Apr-13	Jul-13	Jun-13	Jul-13	Aug-13	Sep-13	Oct-13	Nov-13	Dec-13	TOTAL
Mahe	55	62	60										59
Praslin	59	55	64										59
La Digue	52	56	55										54
Other Islands	54	60	61										58
TOTAL	56	60	60										59

Source: National Bureau of Statistics from hotel returns

Table 2d: DISTRIBUTION OF BED OCCUPANCY BY ISLAND - 2013 (Percentages)

	Jan-13	Feb-13	Mar-13	Apr-13	Jul-13	Jun-13	Jul-13	Aug-13	Sep-13	Oct-13	Nov-13	Dec-13	TOTAL
Mahe	56	58	55										56
Praslin	25	22	25										24
La Digue	8	9	8										8
Other Islands	11	11	11										11
TOTAL	100	100	100										100

Source: National Bureau of Statistics from hotel returns

Table 3a: BEDS AVAILABLE BY TYPE OF ACCOMMODATION - 2013 (Numbers)

	Jan-13	Feb-13	Mar-13	Apr-13	Jul-13	Jun-13	Jul-13	Aug-13	Sep-13	Oct-13	Nov-13	Dec-13	TOTAL
Hotels	137,082	123,872	137,516										398,470
Guest Houses	42,315	38,332	42,377										123,024
Self Catering	25,172	22,876	25,358										73,406
TOTAL	204,569	185,080	205,251										594,900

Source: National Bureau of Statistics from hotel returns

Table 3b: BEDS OCCUPIED BY TYPE OF ACCOMMODATION - 2013 (Numbers)

	Jan-13	Feb-13	Mar-13	Apr-13	Jul-13	Jun-13	Jul-13	Aug-13	Sep-13	Oct-13	Nov-13	Dec-13	TOTAL
Hotel	82,722	79,351	91,076										253,149
Guest House	20,686	20,798	22,084										63,568
Self Catering	10,292	10,428	10,954										31,674
TOTAL	113,700	110,577	124,114										348,391

Source: National Bureau of Statistics from hotel returns

Table 3c: BED OCCUPANCY BY TYPE OF ACCOMMODATION - 2013 (Percentages)

	Jan-13	Feb-13	Mar-13	Apr-13	Jul-13	Jun-13	Jul-13	Aug-13	Sep-13	Oct-13	Nov-13	Dec-13	TOTAL
Hotel	60	64	66										64
Guest House	49	54	52										52
Self Catering	41	46	43										43
TOTAL	56	60	60										59

Source: National Bureau of Statistics from hotel returns

Table 3d: DISTRIBUTION OF BED OCCUPANCY BY TYPE OF ACCOMMODATION - 2013 (Percentages)

	Jan-13	Feb-13	Mar-13	Apr-13	Jul-13	Jun-13	Jul-13	Aug-13	Sep-13	Oct-13	Nov-13	Dec-13	TOTAL
Hotels	73	72	73										73
Guest Houses	18	19	18										18
Self Catering	9	9	9										9
TOTAL	100	100	100										100

Source: National Bureau of Statistics from hotel returns

Table 4a: ROOMS AVAILABLE BY TYPE OF ACCOMMODATION AND ISLAND - 2013 (Numbers)

		Jan-13	Feb-13	Mar-13	Apr-13	Jul-13	Jun-13	Jul-13	Aug-13	Sep-13	Oct-13	Nov-13	Dec-13	TOTAL
Hotels	Mahe	37,727	34,076	37,727										109,530
	Praslin	17,763	16,044	17,763										51,570
	La Digue	4,464	4,032	4,464										12,960
	Other Islands	6,913	6,244	6,913										20,070
Guest Houses	Mahe	8,990	8,120	8,990										26,100
	Praslin	4,464	4,032	4,464										12,960
	La Digue	2,573	2,324	2,573										7,470
	Other Islands	3,472	3,136	3,472										10,080
Self Catering	Mahe	8,215	7,952	8,804										24,971
	Praslin	2,325	2,100	2,325										6,750
	La Digue	1,860	1,680	1,860										5,400
TOTAL		98,766	89,740	99,355										287,861

Source: National Bureau of Statistics from hotel returns

Table 4b: ROOMS OCCUPIED BY TYPE OF ACCOMMODATION AND ISLAND - 2013 (Numbers)

		Jan-13	Feb-13	Mar-13	Apr-13	Jul-13	Jun-13	Jul-13	Aug-13	Sep-13	Oct-13	Nov-13	Dec-13	TOTAL
Hotels	Mahe	24,232	24,895	26,477										75,604
	Praslin	10,436	8,706	11,407										30,549
	La Digue	2,059	2,039	2,110										6,208
	Other Islands	4,463	4,351	4,782										13,596
Guest Houses	Mahe	4,720	4,640	4,771										14,131
	Praslin	2,466	2,508	2,718										7,692
	La Digue	1,361	1,320	1,455										4,136
	Other Islands	1,669	1,402	1,705										4,776
Self Catering	Mahe	3,317	3,679	3,786										10,782
	Praslin	996	949	962										2,907
	La Digue	915	878	961										2,754
TOTAL		56,634	55,367	61,134										173,135

Source: National Bureau of Statistics from hotel returns

Table 4c: ROOMS OCCUPIED BY TYPE OF ACCOMMODATION AND ISLAND - 2013 (Percentages)

		Jan-13	Feb-13	Mar-13	Apr-13	Jul-13	Jun-13	Jul-13	Aug-13	Sep-13	Oct-13	Nov-13	Dec-13	TOTAL
Hotels	Mahe	64	73	70										69
	Praslin	59	54	64										59
	La Digue	46	51	47										48
	Other Islands	65	70	69										68
Guest Houses	Mahe	53	57	53										54
	Praslin	55	62	61										59
	La Digue	53	57	57										55
	Other Islands	48	45	49										47
Self Catering	Mahe	40	46	43										43
	Praslin	43	45	41										43
	La Digue	49	52	52										51
TOTAL	57	62	62											60

Source: National Bureau of Statistics from hotel returns

Table 4d: DISTRIBUTION OF ROOM OCCUPANCY BY TYPE OF ACCOMMODATION AND ISLAND - 2013 (Percentages)

		Jan-13	Feb-13	Mar-13	Apr-13	Jul-13	Jun-13	Jul-13	Aug-13	Sep-13	Oct-13	Nov-13	Dec-13	TOTAL
Hotels	Mahe	43	45	43										44
	Praslin	18	16	19										18
	La Digue	4	4	3										4
	Other Islands	8	8	8										8
Guest Houses	Mahe	8	8	8										8
	Praslin	4	4	4										4
	La Digue	2	2	2										2
	Other Islands	3	3	3										3
Self Catering	Mahe	6	7	6										6
	Praslin	2	2	2										2
	La Digue	2	2	2										2
TOTAL	100	100	100											100

Source: National Bureau of Statistics from hotel returns

Table 5a: ROOMS AVAILABLE BY ISLAND - 2013 (Numbers)

	Jan-13	Feb-13	Mar-13	Apr-13	Jul-13	Jun-13	Jul-13	Aug-13	Sep-13	Oct-13	Nov-13	Dec-13	TOTAL
Mahe	54,932	50,148	55,521										160,601
Praslin	24,552	22,176	24,552										71,280
La Digue	8,897	8,036	8,897										25,830
Other Islands	10,385	9,380	10,385										30,150
TOTAL	98,766	89,740	99,355										287,861

Source: National Bureau of Statistics from hotel returns

Table 5b: ROOMS OCCUPIED BY ISLAND - 2013 (Numbers)

	Jan-13	Feb-13	Mar-13	Apr-13	Jul-13	Jun-13	Jul-13	Aug-13	Sep-13	Oct-13	Nov-13	Dec-13	TOTAL
Mahe	32,269	33,214	35,034										100,517
Praslin	13,898	12,163	15,087										41,148
La Digue	4,335	4,237	4,526										13,098
Other Islands	6,132	5,753	6,487										18,372
TOTAL	56,634	55,367	61,134										173,135

Source: National Bureau of Statistics from hotel returns

Table 5c: ROOM OCCUPANCY BY ISLAND - 2013 (Percentages)

	Jan-13	Feb-13	Mar-13	Apr-13	Jul-13	Jun-13	Jul-13	Aug-13	Sep-13	Oct-13	Nov-13	Dec-13	TOTAL
Mahe	59	66	63										63
Praslin	57	55	61										58
La Digue	49	53	51										51
Other Islands	59	61	62										61
TOTAL	57	62	62										60

Source: National Bureau of Statistics from hotel returns

Table 5d: DISTRIBUTION OF ROOM OCCUPANCY BY ISLAND - 2013 (Percentages)

	Jan-13	Feb-13	Mar-13	Apr-13	Jul-13	Jun-13	Jul-13	Aug-13	Sep-13	Oct-13	Nov-13	Dec-13	TOTAL
Mahe	57	60	57										58
Praslin	25	22	25										24
La Digue	8	8	7										8
Other Islands	11	10	11										11
TOTAL	100	100	100										100

Source: National Bureau of Statistics from hotel returns

Table 6a: ROOMS AVAILABLE BY TYPE OF ACCOMMODATION - 2013 (Numbers)

	Jan-13	Feb-13	Mar-13	Apr-13	Jul-13	Jun-13	Jul-13	Aug-13	Sep-13	Oct-13	Nov-13	Dec-13	TOTAL
Hotels	66,867	60,396	66,867										194,130
Guest Houses	19,499	17,612	19,499										56,610
Self Catering	12,400	11,732	12,989										37,121
TOTAL	98,766	89,740	99,355										287,861

Source: National Bureau of Statistics from hotel returns

Table 6b: ROOMS OCCUPIED BY TYPE OF ACCOMMODATION - 2013 (Numbers)

	Jan-13	Feb-13	Mar-13	Apr-13	Jul-13	Jun-13	Jul-13	Aug-13	Sep-13	Oct-13	Nov-13	Dec-13	TOTAL
Hotels	41,190	39,991	44,776										125,957
Guest Houses	10,216	9,870	10,649										30,735
Self Catering	5,228	5,506	5,709										16,443
TOTAL	56,634	55,367	61,134										173,135

Source: National Bureau of Statistics from hotel returns

Table 6c: ROOM OCCUPANCY BY TYPE OF ACCOMMODATION - 2013 (Percentages)

	Jan-13	Feb-13	Mar-13	Apr-13	Jul-13	Jun-13	Jul-13	Aug-13	Sep-13	Oct-13	Nov-13	Dec-13	TOTAL
Hotels	62	66	67										65
Guest Houses	52	56	55										54
Self Catering	42	47	44										44
TOTAL	57	62	62										60

Source: National Bureau of Statistics from hotel returns

Table 6d: DISTRIBUTION OF ROOM OCCUPANCY BY TYPE OF ACCOMMODATION - 2013 (Percentages)

	Jan-13	Feb-13	Mar-13	Apr-13	Jul-13	Jun-13	Jul-13	Aug-13	Sep-13	Oct-13	Nov-13	Dec-13	TOTAL
Hotels	73	72	73										73
Guest Houses	18	18	17										18
Self Catering	9	10	9										9
TOTAL	100	100	100										100

Source: National Bureau of Statistics from hotel returns