

National Bureau of Statistics

STATISTICAL

BULLETIN

Hotel Statistics No. 2 of 2013

OCTOBER 2013

HOTEL STATISTICS JANUARY – JUNE 2013

1(1(a) Beds Available by Type of Accommodation and Island (Numbers)

b) Beds Occupied by Type of Accommodation and Island (Numbers)

1(c) Beds Occupied by Type of Accommodation and Island (Percentages)

1(d) Distribution of Bed Occupancy by Type of Accommodation and Island (Percentages)

2(a)-2(d) Beds Available, Beds Occupied, Bed Occupancy and Distribution by Island

3(a)-3(d) Beds Available, Beds Occupied, Bed Occupancy and Distribution by Type of Accommodation

4(a) Rooms Available by Type of Accommodation and Island (Numbers)

4(b) Rooms Occupied by Type of Accommodation and Island (Numbers)

4(c) Rooms Occupied by Type of Accommodation and Island (Percentages)

4(d) Distribution of Room Occupancy by Type of Accommodation and Island (Percentages)

5(a)-5(d) Rooms Available, Rooms Occupied, Room Occupancy and Distribution by Island

6(a)-6(d) Rooms Available, Rooms Occupied, Room Occupancy and Distribution by Type of Accommodation

ANNEX 1: Hotel Statistics 2012 (Bed Availability and Occupancy Tables)

ANNEX 2: Hotel Statistics 2012 (Room Availability and Occupancy Tables)

National Bureau of Statistics

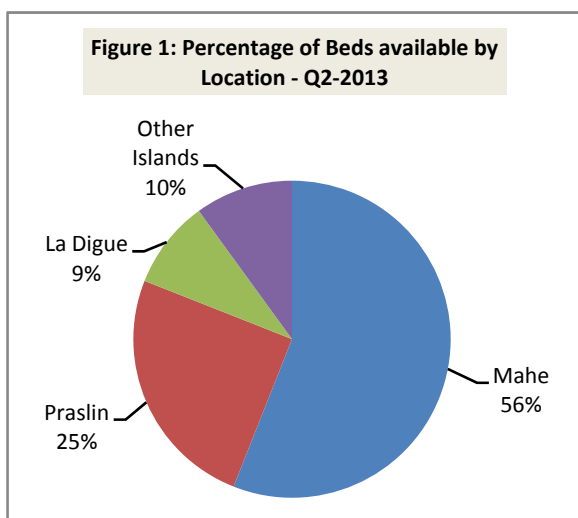
CARAVELLE HOUSE - MANGLIER STREET, P.O. BOX 206 - VICTORIA - MAHE - SEYCHELLES, Tel: +248 611650 - Fax: +248 225634/225339
E-mail: ceo@nbs.gov.sc, stats@nbs.gov.sc - Website: www.nbs.gov.sc

"Your stepping-stone for informed decisions"

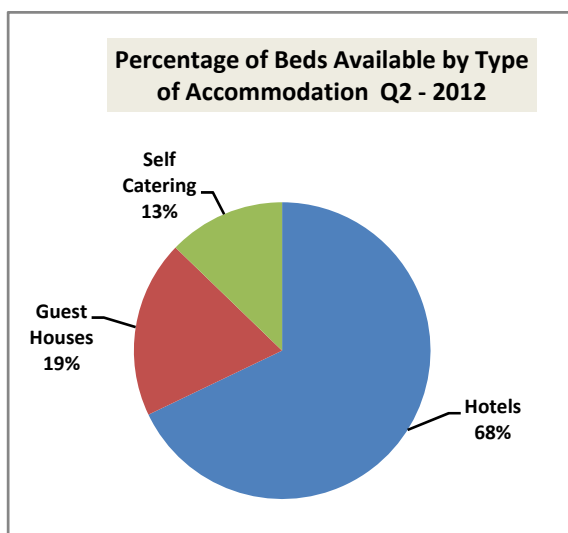
SUMMARY
QUARTER 2 2013

BEDS AVAILABLE AND BED OCCUPANCY
Q2-2013

1. In the second quarter of 2013, there were **599,146** beds available. Of these, **56%** were on Mahe, **25%** on Praslin, **9%** on La Digue and **10%** on other islands. (*Table 2a & Figure 1*).



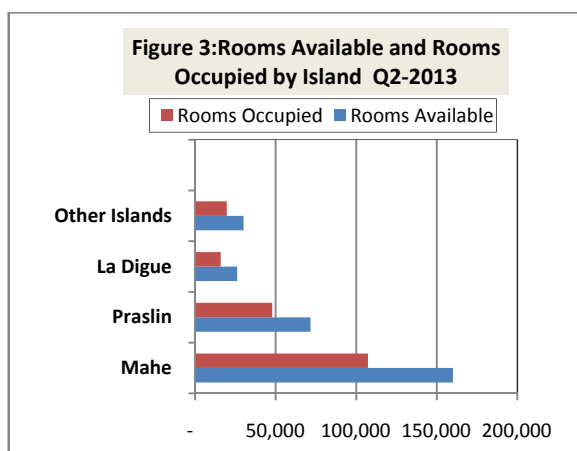
2. A distribution of the number of available beds by type of accommodation shows that, **68%** were in hotels, **19%** in guest houses and **13%** in self catering establishments. (*Table 3a & Figure 2*).



3. On average, there were **8** beds less in Q2-2013 than in Q2-2012.
4. In Q2-2013, licensed accommodation establishments sold **380,624** bed nights and **190,776** room nights. This represents an occupancy rate of **64%** for beds and **66%** for rooms compared to **56%** for beds and **60%** for rooms in Q2-2012.
5. This occupancy figure was **13%** higher for beds and **12%** higher for rooms compared to the same quarter of 2012.
6. Of the **380,624** bed nights sold in Q2-2013, visitors occupied **374,758**.
7. The highest bed occupancy rate in Q2-2013 was for hotels on Other Islands (**76%**). Hotels on La Digue recorded (**74%**), Praslin (**69%**) and Mahe (**65%**) occupancy. The highest bed occupancy for guesthouses was on Praslin (**60%**) and the lowest was on Mahe (**51%**). For self-catering, the highest bed occupancy was on both Praslin and La Digue at (**54%**) and the lowest was on Mahe (**52%**). (*Table 1c*).
8. An analysis of the distribution of bed occupancy by island shows that of the total number of beds occupied in Q2-2013, **53%** were on Mahe, **26%** on Praslin, **9%** on La Digue and **11%** on other islands. (*Table 2d*).
9. An analysis of the bed occupancy by type of accommodation shows that, of the total beds occupied in Q2-2013, **73%** were in hotels, **17%** in guesthouses and **11%** in self catering establishments. (*Table 3d*).

ROOM OCCUPANCY – Q2-2013

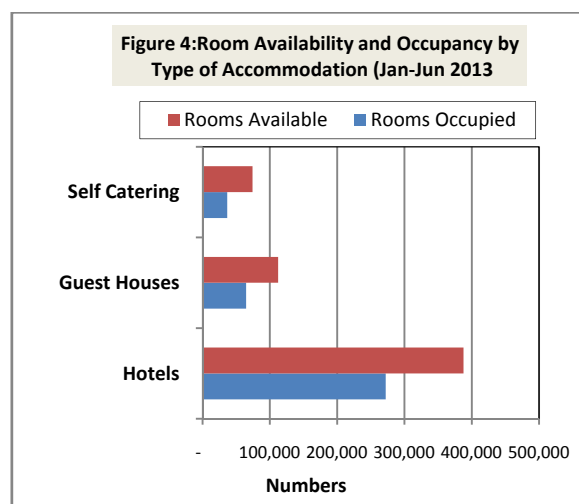
10. Tables 4a to 6d provide the number of rooms available and occupancy rates by island and type of accommodation. In Q2-2013, average room occupancy stood at **66%** compared to **60%** in Q2-2012.
11. Of the total number of rooms sold by **type of accommodation** in Q2-2013, hotels recorded (**72%**) occupancy, with guesthouses at (**57%**) and self catering establishments at (**48%**). (*Table 6c*).
12. Hotels on both Mahe and Other Islands recorded the highest room occupancy in Q2-2013, (**74%**), whereas in the category of guesthouses, La Digue had the highest occupancy (**68%**). For self catering establishments, La Digue had the highest room occupancy (**54%**). (*Table 4c*).
13. An analysis of room occupancy by **island** shows that in Q2-2013, Mahe and Praslin recorded the highest room occupancy (**67%**) followed by Other Islands (**65%**) and La Digue, (**61%**). (*Table 5c*).



14. An analysis of the distribution of rooms sold in Q2-2013, shows that **74%** were in hotels, **17%** in guest houses and **9%** in self catering establishments. (*Table 6d*).

JANUARY - JUNE

15. A total of **751,928** bed nights and **373,466** room nights were sold during this period of 2013 compared to **652,174** bed nights and **327,277** room nights during the same period in 2012. For the first six months of 2013, visitors occupied **739,995** of bed nights sold.



16. The percentage occupancy rates to date have been **63%** for beds and **65%** for rooms, compared to **59%** for beds and **55%** for rooms for the same period of 2012.

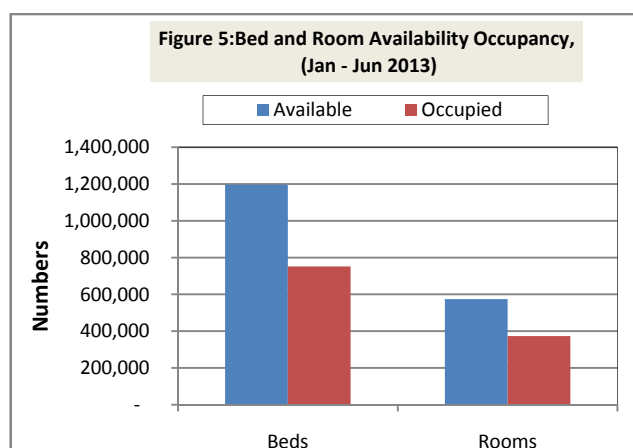


Table 1a: BEDS AVAILABLE BY TYPE OF ACCOMMODATION AND ISLAND - 2013 (Numbers)

		Jan-13	Feb-13	Mar-13	Apr-13	May-13	Jun-13	Q1	Q2	Jan-Jun
Hotels	Mahe	78,926	71,288	78,368	75,240	77,872	75,420	228,582	228,532	457,114
	Praslin	38,626	33,936	37,448	36,240	37,448	36,240	110,010	109,928	219,938
	La Digue	8,928	8,064	8,928	8,640	8,928	8,640	25,920	26,208	52,128
	Other Islands	14,198	12,824	14,198	13,740	14,198	13,740	41,220	41,678	82,898
Guest Houses	Mahe	18,166	16,408	18,166	17,580	18,166	17,580	52,740	53,326	106,066
	Praslin	8,370	7,560	8,370	8,100	8,277	8,010	24,300	24,387	48,687
	La Digue	5,921	5,432	6,014	5,820	6,014	5,820	17,367	17,654	35,021
	Other Islands	7,254	6,552	7,254	7,020	7,254	6,204	21,060	20,478	41,538
Self Catering	Mahe	17,484	15,848	17,546	16,980	17,546	16,980	50,878	51,506	102,384
	Praslin	4,681	4,228	4,681	4,590	4,681	4,530	13,590	13,801	27,391
	La Digue	3,906	3,528	3,906	3,840	3,968	3,840	11,340	11,648	22,988
TOTAL	206,460	185,668	204,879	197,790	204,352	197,004	597,007	599,146	1,196,153	

Source: National Bureau of Statistics from hotel returns

Table 1b: BEDS OCCUPIED BY TYPE OF ACCOMMODATION AND ISLAND - 2013 (Numbers)

		Jan-13	Feb-13	Mar-13	Apr-13	May-13	Jun-13	Q1	Q2	Jan-Jun
Hotels	Mahe	46,568	47,345	51,041	49,601	50,496	49,429	144,954	149,526	294,480
	Praslin	23,577	23,690	26,758	25,397	26,604	24,165	74,025	76,166	150,191
	La Digue	5,930	5,863	6,201	6,309	6,433	6,581	17,994	19,323	37,317
	Other Islands	9,159	9,037	10,131	9,450	10,983	11,411	28,327	31,844	60,171
Guest Houses	Mahe	9,386	9,031	9,419	9,260	9,195	8,524	27,836	26,979	54,815
	Praslin	4,723	4,724	5,237	4,932	4,928	4,741	14,684	14,601	29,285
	La Digue	3,340	3,255	3,520	3,427	3,463	3,342	10,115	10,232	20,347
	Other Islands	3,883	4,220	4,547	4,134	4,137	3,017	12,650	11,288	23,938
Self Catering	Mahe	8,559	8,833	9,409	9,232	9,064	8,622	26,801	26,918	53,719
	Praslin	2,690	2,409	2,606	2,515	2,401	2,599	7,705	7,515	15,220
	La Digue	1,991	2,024	2,198	2,097	2,161	1,975	6,213	6,233	12,446
TOTAL	119,806	120,431	131,067	126,354	129,864	124,406	371,304	380,624	751,928	

Source: National Bureau of Statistics from hotel returns

Table 1c: BEDS OCCUPIED BY TYPE OF ACCOMMODATION AND ISLAND - 2013 (Percentages)

		Jan-13	Feb-13	Mar-13	Apr-13	May-13	Jun-13	Q1	Q2	Jan-Jun
Hotels	Mahe	59	66	65	66	65	66	63	65	64
	Praslin	61	70	71	70	71	67	67	69	68
	La Digue	66	73	69	73	72	76	69	74	72
	Other Islands	65	70	71	69	77	83	69	76	73
Guest Houses	Mahe	52	55	52	53	51	48	53	51	52
	Praslin	56	62	63	61	60	59	60	60	60
	La Digue	56	60	59	59	58	57	58	58	58
	Other Islands	54	64	63	59	57	49	60	55	58
Self Catering	Mahe	49	56	54	54	52	51	53	52	52
	Praslin	57	57	56	55	51	57	57	54	56
	La Digue	51	57	56	55	54	51	55	54	54
TOTAL		58	65	64	64	64	63	62	64	63

Source: National Bureau of Statistics from hotel returns

Table 1d DISTRIBUTION OF BED OCCUPANCY BY TYPE OF ACCOMMODATION AND ISLAND - 2013 (Percentages)

		Jan-13	Feb-13	Mar-13	Apr-13	May-13	Jun-13	Q1	Q2	Jan-Jun
Hotels	Mahe	39	39	39	39	39	40	39	39	39
	Praslin	20	20	20	20	20	19	20	20	20
	La Digue	5	5	5	5	5	5	5	5	5
	Other Islands	8	8	8	7	8	9	8	8	8
Guest Houses	Mahe	8	7	7	7	7	7	7	7	7
	Praslin	4	4	4	4	4	4	4	4	4
	La Digue	3	3	3	3	3	3	3	3	3
	Other Islands	3	4	3	3	3	2	3	3	3
Self Catering	Mahe	7	7	7	7	7	7	7	7	7
	Praslin	2	2	2	2	2	2	2	2	2
	La Digue	2	2	2	2	2	2	2	2	2
TOTAL		100	100	100	100	100	100	100	100	100

Source: National Bureau of Statistics from hotel returns

Table 2a: BEDS AVAILABLE BY ISLAND - 2013 (Numbers)

	Jan-13	Feb-13	Mar-13	Apr-13	May-13	Jun-13	Q1	Q2	Jan-Jun
Mahe	114,576	103,544	114,080	109,800	113,584	109,980	332,200	333,364	665,564
Praslin	51,677	45,724	50,499	48,930	50,406	48,780	147,900	148,116	296,016
La Digue	18,755	17,024	18,848	18,300	18,910	18,300	54,627	55,510	110,137
Other Islands	21,452	19,376	21,452	20,760	21,452	19,944	62,280	62,156	124,436
TOTAL	206,460	185,668	204,879	197,790	204,352	197,004	597,007	599,146	1,196,153

Source: National Bureau of Statistics from hotel returns

Table 2b: BEDS OCCUPIED BY ISLAND - 2013 (Numbers)

	Jan-13	Feb-13	Mar-13	Apr-13	May-13	Jun-13	Q1	Q2	Jan-Jun
Mahe	64,513	65,209	69,869	68,093	68,755	66,575	199,591	203,423	403,014
Praslin	30,990	30,823	34,601	32,844	33,933	31,505	96,414	98,282	194,696
La Digue	11,261	11,142	11,919	11,833	12,057	11,898	34,322	35,788	70,110
Other Islands	13,042	13,257	14,678	13,584	15,120	14,428	40,977	43,132	84,109
TOTAL	119,806	120,431	131,067	126,354	129,864	124,406	371,304	380,624	751,928

Source: National Bureau of Statistics from hotel returns

Table 2c: BED OCCUPANCY BY ISLAND - 2013 (Percentages)

	Jan-13	Feb-13	Mar-13	Apr-13	May-13	Jun-13	Q1	Q2	Jan-Jun
Mahe	56	63	61	62	61	61	60	61	61
Praslin	60	67	69	67	67	65	65	66	66
La Digue	60	65	63	65	64	65	63	64	64
Other Islands	61	68	68	65	70	72	66	69	68
TOTAL	58	65	64	64	64	63	62	64	63

Source: National Bureau of Statistics from hotel returns

Table 2d: DISTRIBUTION OF BED OCCUPANCY BY ISLAND - 2013 (Percentages)

	Jan-13	Feb-13	Mar-13	Apr-13	May-13	Jun-13	Q1	Q2	Jan-Jun
Mahe	54	54	53	54	53	54	54	53	54
Praslin	26	26	26	26	26	25	26	26	26
La Digue	9	9	9	9	9	10	9	9	9
Other Islands	11	11	11	11	12	12	11	11	11
TOTAL	100	100	100	100	100	100	100	100	100

Source: National Bureau of Statistics from hotel returns

Table 3a: BEDS AVAILABLE BY TYPE OF ACCOMMODATION - 2013 (Numbers)

	Jan-13	Feb-13	Mar-13	Apr-13	May-13	Jun-13	Q1	Q2	Jan-Jun
Hotels	140,678	126,112	138,942	133,860	138,446	134,040	405,732	406,346	812,078
Guest Houses	39,711	35,952	39,804	38,520	39,711	37,614	115,467	115,845	231,312
Self Catering	26,071	23,604	26,133	25,410	26,195	25,350	75,808	76,955	152,763
TOTAL	206,460	185,668	204,879	197,790	204,352	197,004	597,007	599,146	1,196,153

Source: National Bureau of Statistics from hotel returns

Table 3b: BEDS OCCUPIED BY TYPE OF ACCOMMODATION - 2013 (Numbers)

	Jan-13	Feb-13	Mar-13	Apr-13	May-13	Jun-13	Q1	Q2	Jan-Jun
Hotels	85,234	85,935	94,131	90,757	94,516	91,586	265,300	276,859	542,159
Guest House	21,332	21,230	22,723	21,753	21,722	19,624	65,285	63,099	128,384
Self Catering	13,240	13,266	14,213	13,844	13,626	13,196	40,719	40,666	81,385
TOTAL	119,806	120,431	131,067	126,354	129,864	124,406	371,304	380,624	751,928

Source: National Bureau of Statistics from hotel returns

Table 3c: BED OCCUPANCY BY TYPE OF ACCOMMODATION - 2013 (Percentages)

	Jan-13	Feb-13	Mar-13	Apr-13	May-13	Jun-13	Q1	Q2	Jan-Jun
Hotels	61	68	68	68	68	68	65	68	67
Guest House	54	59	57	56	55	52	57	54	56
Self Catering	51	56	54	54	52	52	54	53	53
TOTAL	58	65	64	64	64	63	62	64	63

Source: National Bureau of Statistics from hotel returns

Table 3d: DISTRIBUTION OF BED OCCUPANCY BY TYPE OF ACCOMMODATION - 2013 (Percentages)

	Jan-13	Feb-13	Mar-13	Apr-13	May-13	Jun-13	Q1	Q2	Jan-Jun
Hotels	71	71	72	72	73	74	71	73	72
Guest Houses	18	18	17	17	17	16	18	17	17
Self Catering	11	11	11	11	10	11	11	11	11
TOTAL	100	100	100	100	100	100	100	100	100

Source: National Bureau of Statistics from hotel returns

Table 4a: ROOMS AVAILABLE BY TYPE OF ACCOMMODATION AND ISLAND - 2013 (Numbers)

		Jan-13	Feb-13	Mar-13	Apr-13	May-13	Jun-13	Q1	Q2	Jan-Jun
Hotels	Mahe	37,634	33,992	37,355	35,850	37,076	35,940	108,981	108,866	217,847
	Praslin	17,701	15,988	17,701	17,130	17,701	17,130	51,390	51,961	103,351
	La Digue	4,464	4,032	4,464	4,320	4,464	4,320	12,960	13,104	26,064
	Other Islands	6,913	6,244	6,913	6,690	6,913	6,690	20,070	20,293	40,363
Guest Houses	Mahe	8,897	8,036	8,897	8,610	8,897	8,610	25,830	26,117	51,947
	Praslin	4,340	3,920	4,340	4,200	4,340	4,200	12,600	12,740	25,340
	La Digue	2,573	2,324	2,573	2,490	2,573	2,490	7,470	7,553	15,023
	Other Islands	3,472	3,136	3,472	3,360	3,472	2,952	10,080	9,784	19,864
Self Catering	Mahe	8,246	7,756	8,587	8,280	8,556	8,280	24,589	25,116	49,705
	Praslin	2,325	2,100	2,325	2,250	2,356	2,280	6,750	6,886	13,636
	La Digue	1,860	1,680	1,860	1,800	1,860	1,800	5,400	5,460	10,860
TOTAL		98,425	89,208	98,487	94,980	98,208	94,692	286,120	287,880	574,000

Source: National Bureau of Statistics from hotel returns

Table 4b: ROOMS OCCUPIED BY TYPE OF ACCOMMODATION AND ISLAND - 2013 (Numbers)

		Jan-13	Feb-13	Mar-13	Apr-13	May-13	Jun-13	Q1	Q2	Jan-Jun
Hotels	Mahe	24,058	25,201	26,536	25,857	28,362	26,635	75,795	80,854	156,649
	Praslin	11,636	11,506	12,507	11,963	12,692	12,445	35,649	37,100	72,749
	La Digue	2,059	2,039	2,110	2,612	2,610	2,615	6,208	7,837	14,045
	Other Islands	4,463	4,351	4,782	4,845	4,999	5,155	13,596	14,999	28,595
Guest Houses	Mahe	4,822	4,714	4,952	4,935	4,939	4,826	14,488	14,700	29,188
	Praslin	2,502	2,494	2,714	2,622	2,470	2,366	7,710	7,458	15,168
	La Digue	1,688	1,640	1,747	1,713	1,726	1,691	5,075	5,130	10,205
	Other Islands	1,869	1,787	1,900	1,630	1,672	1,355	5,556	4,657	10,213
Self Catering	Mahe	3,867	4,155	4,195	4,111	3,935	3,714	12,217	11,760	23,977
	Praslin	1,137	1,123	1,142	1,116	1,079	1,137	3,402	3,332	6,734
	La Digue	975	968	1,051	1,034	1,002	913	2,994	2,949	5,943
TOTAL		59,076	59,978	63,636	62,438	65,486	62,852	182,690	190,776	373,466

Source: National Bureau of Statistics from hotel returns

Table 4c: ROOMS OCCUPIED BY TYPE OF ACCOMMODATION AND ISLAND - 2013 (Percentages)

		Jan-13	Feb-13	Mar-13	Apr-13	May-13	Jun-13	Q1	Q2	Jan-Jun
Hotels	Mahe	64	74	71	72	76	74	70	74	72
	Praslin	66	72	71	70	72	73	69	71	70
	La Digue	46	51	47	60	58	61	48	60	54
	Other Islands	65	70	69	72	72	77	68	74	71
Guest Houses	Mahe	54	59	56	57	56	56	56	56	56
	Praslin	58	64	63	62	57	56	61	59	60
	La Digue	66	71	68	69	67	68	68	68	68
	Other Islands	54	57	55	49	48	46	55	48	51
Self Catering	Mahe	47	54	49	50	46	45	50	47	48
	Praslin	49	53	49	50	46	50	50	48	49
	La Digue	52	58	57	57	54	51	55	54	55
TOTAL		60	67	65	66	67	66	64	66	65

Source: National Bureau of Statistics from hotel returns

Table 4d: DISTRIBUTION OF ROOM OCCUPANCY BY TYPE OF ACCOMMODATION AND ISLAND - 2013 (Percentages)

		Jan-13	Feb-13	Mar-13	Apr-13	May-13	Jun-13	Q1	Q2	Jan-Jun
Hotels	Mahe	41	42	42	41	43	42	41	42	43
	Praslin	20	19	20	19	19	20	20	19	20
	La Digue	3	3	3	4	4	4	3	4	4
	Other Islands	8	7	8	8	8	8	7	8	8
Guest Houses	Mahe	8	8	8	8	8	8	8	8	8
	Praslin	4	4	4	4	4	4	4	4	4
	La Digue	3	3	3	3	3	3	3	3	3
	Other Islands	3	3	3	3	3	2	3	2	2
Self Catering	Mahe	7	7	7	7	6	6	7	6	6
	Praslin	2	2	2	2	2	2	2	2	2
	La Digue	2	2	2	2	2	1	2	2	1
TOTAL		100	100	100	100	100	100	100	100	100

Source: National Bureau of Statistics from hotel returns

Table 5a: ROOMS AVAILABLE BY ISLAND - 2013 (Numbers)

	Jan-13	Feb-13	Mar-13	Apr-13	May-13	Jun-13	Q1	Q2	Jan-Jun
Mahe	54,777	49,784	54,839	52,740	54,529	52,830	159,400	160,099	319,499
Praslin	24,366	22,008	24,366	23,580	24,397	23,610	70,740	71,587	142,327
La Digue	8,897	8,036	8,897	8,610	8,897	8,610	25,830	26,117	51,947
Other Islands	10,385	9,380	10,385	10,050	10,385	9,642	30,150	30,077	60,227
TOTAL	98,425	89,208	98,487	94,980	98,208	94,692	286,120	287,880	574,000

Source: National Bureau of Statistics from hotel returns

Table 5b: ROOMS OCCUPIED BY ISLAND - 2013 (Numbers)

	Jan-13	Feb-13	Mar-13	Apr-13	May-13	Jun-13	Q1	Q2	Jan-Jun
Mahe	32,747	34,070	35,683	34,903	37,236	35,175	102,500	107,314	209,814
Praslin	15,275	15,123	16,363	15,701	16,241	15,948	46,761	47,890	94,651
La Digue	4,722	4,647	4,908	5,359	5,338	5,219	14,277	15,916	30,193
Other Islands	6,332	6,138	6,682	6,475	6,671	6,510	19,152	19,656	38,808
TOTAL	59,076	59,978	63,636	62,438	65,486	62,852	182,690	190,776	373,466

Source: National Bureau of Statistics from hotel returns

Table 5c: ROOM OCCUPANCY BY ISLAND - 2013 (Percentages)

	Jan-13	Feb-13	Mar-13	Apr-13	May-13	Jun-13	Q1	Q2	Jan-Jun
Mahe	60	68	65	66	68	67	64	67	66
Praslin	63	69	67	67	67	68	66	67	67
La Digue	53	58	55	62	60	61	55	61	58
Other Islands	61	65	64	64	64	68	64	65	64
TOTAL	60	67	65	66	67	66	64	66	65

Source: National Bureau of Statistics from hotel returns

Table 5d: DISTRIBUTION OF ROOM OCCUPANCY BY ISLAND - 2013 (Percentages)

	Jan-13	Feb-13	Mar-13	Apr-13	May-13	Jun-13	Q1	Q2	Jan-Jun
Mahe	55	57	56	56	57	56	56	56	56
Praslin	26	25	26	25	25	25	26	25	25
La Digue	8	8	8	9	8	8	8	8	8
Other Islands	11	10	11	10	10	10	10	10	10
TOTAL	100	100	100	100	100	100	100	100	100

Source: National Bureau of Statistics from hotel returns

Table 6a: ROOMS AVAILABLE BY TYPE OF ACCOMMODATION - 2013 (Numbers)

	Jan-13	Feb-13	Mar-13	Apr-13	May-13	Jun-13	Q1	Q2	Jan-Jun
Hotels	66,712	60,256	66,433	63,990	66,154	64,080	193,401	194,224	387,625
Guest Houses	19,282	17,416	19,282	18,660	19,282	18,252	55,980	56,194	112,174
Self Catering	12,431	11,536	12,772	12,330	12,772	12,360	36,739	37,462	74,201
TOTAL	98,425	89,208	98,487	94,980	98,208	94,692	286,120	287,880	574,000

Source: National Bureau of Statistics from hotel returns

Table 6b: ROOMS OCCUPIED BY TYPE OF ACCOMMODATION - 2013 (Numbers)

	Jan-13	Feb-13	Mar-13	Apr-13	May-13	Jun-13	Q1	Q2	Jan-Jun
Hotels	42,216	43,097	45,935	45,277	48,663	46,850	131,248	140,790	272,038
Guest Houses	10,881	10,635	11,313	10,900	10,807	10,238	32,829	31,945	64,774
Self Catering	5,979	6,246	6,388	6,261	6,016	5,764	18,613	18,041	36,654
TOTAL	59,076	59,978	63,636	62,438	65,486	62,852	182,690	190,776	373,466

Source: National Bureau of Statistics from hotel returns

Table 6c: ROOM OCCUPANCY BY TYPE OF ACCOMMODATION - 2013 (Percentages)

	Jan-13	Feb-13	Mar-13	Apr-13	May-13	Jun-13	Q1	Q2	Jan-Jun
Hotels	63	72	69	71	74	73	68	72	70
Guest Houses	56	61	59	58	56	56	59	57	58
Self Catering	48	54	50	51	47	47	51	48	49
TOTAL	60	67	65	66	67	66	64	66	65

Source: National Bureau of Statistics from hotel returns

Table 6d: DISTRIBUTION OF ROOM OCCUPANCY BY TYPE OF ACCOMMODATION - 2013 (Percentages)

	Jan-13	Feb-13	Mar-13	Apr-13	May-13	Jun-13	Q1	Q2	Jan-Jun
Hotels	71	72	72	73	74	75	72	74	73
Guest Houses	18	18	18	17	17	16	18	17	17
Self Catering	10	10	10	10	9	9	10	9	10
TOTAL	100	100	100	100	100	100	100	100	100

Source: National Bureau of Statistics from hotel returns

Annex 1

Table 1a: BEDS AVAILABLE BY TYPE OF ACCOMMODATION AND ISLAND - 2012 (Numbers)

		Jan-12	Feb-12	Mar-12	Apr-12	May-12	Jun-12	Jul-12	Aug-12	Sep-12	Oct-12	Nov-12	Dec-12	Q1	Q2	Q3	Q4	TOTAL
Hotels	Mahe	73,160	68,875	73,160	78,720	81,344	78,720	81,406	81,406	78,780	81,406	78,780	81,406	215,195	238,784	241,592	241,592	937,163
	Praslin	35,588	33,437	35,588	34,500	35,650	34,500	35,805	36,611	34,620	36,301	35,370	35,681	104,613	104,650	107,036	107,352	423,651
	La Digue	10,137	9,483	10,137	9,780	10,137	9,810	9,951	9,951	9,630	9,951	9,630	9,951	29,757	29,727	29,532	29,532	118,548
	Other Islands	14,198	13,282	14,198	13,740	14,198	13,740	14,198	14,198	13,740	14,384	13,860	14,198	41,678	41,678	42,136	42,442	167,934
Guest Houses	Mahe	18,724	17,458	18,662	18,060	18,662	18,060	18,662	18,662	18,060	18,662	18,060	18,662	54,844	54,782	55,384	55,384	220,394
	Praslin	7,843	7,337	7,843	7,590	7,843	7,590	7,905	7,874	7,590	8,029	7,770	7,936	23,023	23,023	23,369	23,735	93,150
	La Digue	5,859	5,539	5,921	5,730	5,921	5,730	5,983	5,983	5,790	5,952	5,730	5,921	17,319	17,381	17,756	17,603	70,059
	Other Islands	9,145	8,555	9,145	8,850	9,145	8,226	8,089	9,145	8,850	9,145	8,850	9,486	26,845	26,221	26,084	27,481	106,631
Self Catering	Mahe	13,175	12,325	13,175	12,750	13,175	12,750	13,175	13,175	12,750	13,175	13,800	14,880	38,675	38,675	39,100	41,855	158,305
	Praslin	4,433	4,147	4,433	4,350	4,433	4,290	4,433	4,433	4,290	4,433	4,290	4,433	13,013	13,073	13,156	13,156	52,398
	La Digue	4,061	3,799	4,061	3,930	4,061	3,930	4,061	4,061	3,930	4,061	3,930	4,061	11,921	11,921	12,052	12,052	47,946
TOTAL		196,323	184,237	196,323	198,000	204,569	197,346	203,668	205,499	198,030	205,499	200,070	206,615	576,883	599,915	607,197	612,184	2,396,179

Source: National Bureau of Statistics from hotel returns

Table 1b: BEDS OCCUPIED BY TYPE OF ACCOMMODATION AND ISLAND - 2012 (Numbers)

		Jan-12	Feb-12	Mar-12	Apr-12	May-12	Jun-12	Jul-12	Aug-12	Sep-12	Oct-12	Nov-12	Dec-12	Q1	Q2	Q3	Q4	TOTAL
Hotels	Mahe	40,518	40,040	43,708	48,956	52,995	47,116	51,566	53,746	51,202	57,733	48,740	47,857	124,266	149,067	156,514	154,330	584,177
	Praslin	21,811	16,810	22,849	23,843	21,317	15,595	22,706	26,533	21,981	26,896	23,668	19,857	61,470	60,755	71,220	70,421	263,866
	La Digue	4,622	4,615	5,205	5,399	5,031	5,165	5,369	5,297	5,210	5,249	5,346	5,061	14,442	15,595	15,876	15,656	61,569
	Other Islands	7,794	8,572	8,856	8,936	9,119	8,436	8,466	8,920	7,961	9,823	8,958	8,053	25,222	26,491	25,347	26,834	103,894
Guest Houses	Mahe	9,536	9,038	9,266	9,523	8,977	8,680	9,354	9,843	9,148	9,401	9,591	9,668	27,840	27,180	28,345	28,660	112,025
	Praslin	4,357	4,172	4,625	4,433	4,111	3,916	4,130	4,531	4,263	4,546	4,578	4,307	13,154	12,460	12,924	13,431	51,969
	La Digue	3,265	3,355	3,503	3,693	3,444	3,202	3,524	3,723	3,625	3,639	3,640	3,638	10,123	10,339	10,872	10,917	42,251
	Other Islands	4,577	4,244	4,268	4,616	3,943	3,649	3,718	4,521	4,077	4,882	4,569	4,499	13,089	12,208	12,316	13,950	51,563
Self Catering	Mahe	4,789	5,007	4,797	4,915	4,615	4,629	5,501	5,336	4,701	5,578	6,551	6,725	14,593	14,159	15,538	18,854	63,144
	Praslin	1,783	1,463	1,732	1,790	1,581	1,580	1,764	1,830	1,689	1,836	1,936	1,797	4,978	4,951	5,283	5,569	20,781
	La Digue	1,615	1,659	1,746	1,603	1,570	1,599	1,674	1,620	1,695	1,797	1,757	1,769	5,020	4,772	4,989	5,323	20,104
TOTAL		104,667	98,975	110,555	117,707	116,703	103,567	117,772	125,900	115,552	131,380	119,334	113,231	314,197	337,977	359,224	363,945	1,375,343

Source: National Bureau of Statistics from hotel returns

Annex 1

Table 1c: BEDS OCCUPIED BY TYPE OF ACCOMMODATION AND ISLAND - 2012 (Percentages)

		Jan-12	Feb-12	Mar-12	Apr-12	May-12	Jun-12	Jul-12	Aug-12	Sep-12	Oct-12	Nov-12	Dec-12	Q1	Q2	Q3	Q4	Annual average
Hotels	Mahe	55	58	60	62	65	60	63	66	65	71	62	59	58	62	65	64	62
	Praslin	61	50	64	69	60	45	63	72	63	74	67	56	59	58	67	66	62
	La Digue	46	49	51	55	50	53	54	53	54	54	56	51	49	52	54	53	52
	Other Islands	55	65	62	65	64	61	60	63	58	68	65	57	61	64	60	63	62
Guest Houses	Mahe	51	52	50	53	48	48	50	53	51	50	53	52	51	50	51	52	51
	Praslin	56	57	59	58	52	52	52	58	56	57	59	54	57	54	55	57	56
	La Digue	56	61	59	64	58	56	59	62	63	61	64	61	58	59	61	62	60
	Other Islands	50	50	47	52	43	44	46	49	46	53	52	47	49	47	47	51	48
Self Catering	Mahe	36	41	36	39	35	36	42	41	37	42	47	45	38	37	40	45	40
	Praslin	40	35	39	41	36	37	40	41	39	41	45	41	38	38	40	42	40
	La Digue	40	44	43	41	39	41	41	40	43	44	45	44	42	40	41	44	42
TOTAL	53	54	56	59	57	52	58	61	58	64	60	55	54	56	59	59	57	

Source: National Bureau of Statistics from hotel returns

Table 1d: DISTRIBUTION OF BED OCCUPANCY BY TYPE OF ACCOMMODATION AND ISLAND - 2012 (Percentages)

		Jan-12	Feb-12	Mar-12	Apr-12	May-12	Jun-12	Jul-12	Aug-12	Sep-12	Oct-12	Nov-12	Dec-12	Q1	Q2	Q3	Q4	Annual average
Hotels	Mahe	39	40	40	42	45	45	44	43	44	44	41	42	40	44	44	42	42
	Praslin	21	17	21	20	18	15	19	21	19	20	20	18	20	18	20	19	20
	La Digue	4	5	5	5	4	5	5	4	5	4	4	4	5	5	4	4	4
	Other Islands	7	9	8	8	8	8	7	7	7	7	8	7	8	8	7	7	8
Guest Houses	Mahe	9	9	8	8	8	8	8	8	8	7	8	9	9	8	8	8	8
	Praslin	4	4	4	4	4	4	4	4	4	3	4	4	4	4	4	4	4
	La Digue	3	3	3	3	3	3	3	3	3	3	3	3	3	3	3	3	3
	Other Islands	4	4	4	4	3	4	3	4	4	4	4	4	4	4	4	3	4
Self Catering	Mahe	5	5	4	4	4	4	5	4	4	4	5	6	5	4	4	5	7
	Praslin	2	1	2	2	1	2	1	1	1	1	2	2	2	1	1	2	2
	La Digue	2	2	2	1	1	2	1	1	1	1	1	2	2	1	1	1	2
TOTAL	100	100	100	100	100	100	100	100	100	100	100	100	100	100	100	100	100	100

Source: National Bureau of Statistics from hotel returns

Annex 1

Table 2a: BEDS AVAILABLE BY ISLAND - 2012 (Numbers)

	Jan-12	Feb-12	Mar-12	Apr-12	May-12	Jun-12	Jul-12	Aug-12	Sep-12	Oct-12	Nov-12	Dec-12	Q1	Q2	Q3	Q4	TOTAL
Mahe	105,059	98,658	104,997	109,530	113,181	109,530	113,243	113,243	109,590	113,243	110,640	114,948	308,714	332,241	336,076	338,831	1,315,862
Praslin	47,864	44,921	47,864	46,440	47,926	46,380	48,143	48,918	46,500	48,763	47,430	48,050	140,649	140,746	143,561	144,243	569,199
La Digue	20,057	18,821	20,119	19,440	20,119	19,470	19,995	19,995	19,350	19,964	19,290	19,933	58,997	59,029	59,340	59,187	236,553
Other Islands	23,343	21,837	23,343	22,590	23,343	21,966	22,287	23,343	22,590	23,529	22,710	23,684	68,523	67,899	68,220	69,923	274,565
TOTAL	196,323	184,237	196,323	198,000	204,569	197,346	203,668	205,499	198,030	205,499	200,070	206,615	576,883	599,915	607,197	612,184	2,396,179

Source: National Bureau of Statistics from hotel returns

Table 2b: BEDS OCCUPIED BY ISLAND - 2012 (Numbers)

	Jan-12	Feb-12	Mar-12	Apr-12	May-12	Jun-12	Jul-12	Aug-12	Sep-12	Oct-12	Nov-12	Dec-12	Q1	Q2	Q3	Q4	TOTAL
Mahe	54,843	54,085	57,771	63,394	66,587	60,425	66,421	68,925	65,051	72,712	64,882	64,250	166,699	190,406	200,397	201,844	759,346
Praslin	27,951	22,445	29,206	30,066	27,009	21,091	28,600	32,894	27,933	33,278	30,182	25,961	79,602	78,166	89,427	89,421	336,616
La Digue	9,502	9,629	10,454	10,695	10,045	9,966	10,567	10,640	10,530	10,685	10,743	10,468	29,585	30,706	31,737	31,896	123,924
Other Islands	12,371	12,816	13,124	13,552	13,062	12,085	12,184	13,441	12,038	14,705	13,527	12,552	38,311	38,699	37,663	40,784	155,457
TOTAL	104,667	98,975	110,555	117,707	116,703	103,567	117,772	125,900	115,552	131,380	119,334	113,231	314,197	337,977	359,224	363,945	1,375,343

Source: National Bureau of Statistics from hotel returns

Table 2c: BED OCCUPANCY BY ISLAND - 2012 (Percentages)

	Jan-12	Feb-12	Mar-12	Apr-12	May-12	Jun-12	Jul-12	Aug-12	Sep-12	Oct-12	Nov-12	Dec-12	Q1	Q2	Q3	Q4	Annual average
Mahe	52	55	55	58	59	55	59	61	59	64	59	56	54	57	60	60	58
Praslin	58	50	61	65	56	45	59	67	60	68	64	54	57	56	62	62	59
La Digue	47	51	52	55	50	51	53	53	54	54	56	53	50	52	53	54	52
Other Islands	53	59	56	60	56	55	55	58	53	62	60	53	56	57	55	58	57
TOTAL	53	54	56	59	57	52	58	61	58	64	60	55	54	56	59	59	57

Source: National Bureau of Statistics from hotel returns

Table 2d: DISTRIBUTION OF BED OCCUPANCY BY ISLAND - 2012 (Percentages)

	Jan-12	Feb-12	Mar-12	Apr-12	May-12	Jun-12	Jul-12	Aug-12	Sep-12	Oct-12	Nov-12	Dec-12	Q1	Q2	Q3	Q4	Annual average
Mahe	52	55	52	54	57	58	56	55	56	55	54	57	53	56	56	55	55
Praslin	27	23	26	26	23	20	24	26	24	25	25	23	25	23	25	25	24
La Digue	9	10	9	9	9	10	9	8	9	8	9	9	9	9	9	9	9
Other Islands	12	13	12	12	11	12	10	11	10	11	11	11	12	11	10	11	11
TOTAL	100	100	100	100	100	100	100	100	100	100	100	100	100	100	100	100	100

Source: National Bureau of Statistics from hotel returns

Annex 1

Table 3a: BEDS AVAILABLE BY TYPE OF ACCOMMODATION - 2012 (Numbers)

	Jan-12	Feb-12	Mar-12	Apr-12	May-12	Jun-12	Jul-12	Aug-12	Sep-12	Oct-12	Nov-12	Dec-12	Q1	Q2	Q3	Q4	TOTAL
Hotels	133,083	125,077	133,083	136,740	141,329	136,770	141,360	142,166	136,770	142,042	137,640	141,236	391,243	414,839	420,296	420,918	1,647,296
Guest Houses	41,571	38,889	41,571	40,230	41,571	39,606	40,639	41,664	40,290	41,788	40,410	42,005	122,031	121,407	122,593	124,203	490,234
Self Catering	21,669	20,271	21,669	21,030	21,669	20,970	21,669	21,669	20,970	21,669	22,020	23,374	63,609	63,669	64,308	67,063	258,649
TOTAL	196,323	184,237	196,323	198,000	204,569	197,346	203,668	205,499	198,030	205,499	200,070	206,615	576,883	599,915	607,197	612,184	2,396,179

Source: National Bureau of Statistics from hotel returns

Table 3b: BEDS OCCUPIED BY TYPE OF ACCOMMODATION - 2012 (Numbers)

	Jan-12	Feb-12	Mar-12	Apr-12	May-12	Jun-12	Jul-12	Aug-12	Sep-12	Oct-12	Nov-12	Dec-12	Q1	Q2	Q3	Q4	TOTAL
Hotel	74,745	70,037	80,618	87,134	88,462	76,312	88,107	94,496	86,354	99,701	86,712	80,828	225,400	251,908	268,957	267,241	1,013,506
Guest House	21,735	20,809	21,662	22,265	20,475	19,447	20,726	22,618	21,113	22,468	22,378	22,112	64,206	62,187	64,457	66,958	257,808
Self Catering	8,187	8,129	8,275	8,308	7,766	7,808	8,939	8,786	8,085	9,211	10,244	10,291	24,591	23,882	25,810	29,746	104,029
TOTAL	104,667	98,975	110,555	117,707	116,703	103,567	117,772	125,900	115,552	131,380	119,334	113,231	314,197	337,977	359,224	363,945	1,375,343

Source: National Bureau of Statistics from hotel returns

Table 3c: BED OCCUPANCY BY TYPE OF ACCOMMODATION - 2012 (Percentages)

	Jan-12	Feb-12	Mar-12	Apr-12	May-12	Jun-12	Jul-12	Aug-12	Sep-12	Oct-12	Nov-12	Dec-12	Q1	Q2	Q3	Q4	Annual average
Hotel	56	56	61	64	63	56	62	66	63	70	63	57	58	61	64	63	62
Guest House	52	54	52	55	49	49	51	54	52	54	55	53	53	51	53	54	53
Self Catering	38	40	38	40	36	37	41	41	39	43	47	44	39	38	40	44	40
TOTAL	53	54	56	59	57	52	58	61	58	64	60	55	54	56	59	59	57

Source: National Bureau of Statistics from hotel returns

Table 3d: DISTRIBUTION OF BED OCCUPANCY BY TYPE OF ACCOMMODATION - 2012 (Percentages)

	Jan-12	Feb-12	Mar-12	Apr-12	May-12	Jun-12	Jul-12	Aug-12	Sep-12	Oct-12	Nov-12	Dec-12	Q1	Q2	Q3	Q4	Annual average
Hotels	71	71	73	74	76	74	75	75	75	76	73	71	72	75	75	73	74
Guest Houses	21	21	20	19	18	19	18	18	18	17	19	20	20	18	18	18	19
Self Catering	8	8	7	7	7	8	8	7	7	7	9	9	8	7	7	8	8
TOTAL	100	100	100	100	100	100	100	100	100	100	100	100	100	100	100	100	100

Source: National Bureau of Statistics from hotel returns

Table 4a: ROOMS AVAILABLE BY TYPE OF ACCOMMODATION AND ISLAND - 2012 (Numbers)

		Jan-12	Feb-12	Mar-12	Apr-12	May-12	Jun-12	Jul-12	Aug-12	Sep-12	Oct-12	Nov-12	Dec-12	Q1	Q2	Q3	Q4	TOTAL
Hotels	Mahe	34,844	32,596	34,844	37,620	38,874	37,620	38,843	38,843	37,590	38,843	37,590	38,843	102,284	114,114	115,276	115,276	446,950
	Praslin	17,763	16,646	17,763	17,190	17,763	17,190	17,763	17,763	17,190	17,763	17,250	17,763	52,172	52,143	52,716	52,776	209,807
	La Digue	4,309	4,031	4,309	4,170	4,309	4,170	4,247	4,247	4,110	4,247	4,110	4,247	12,649	12,649	12,604	12,604	50,506
	Other Islands	6,913	6,467	6,913	6,690	6,913	6,690	6,913	6,913	6,690	7,006	6,750	6,913	20,293	20,293	20,516	20,669	81,771
Guest Houses	Mahe	9,021	8,439	9,021	8,730	9,021	8,730	9,021	9,021	8,730	9,021	8,730	9,021	26,481	26,481	26,772	26,772	106,506
	Praslin	4,278	4,002	4,278	4,140	4,278	4,140	4,278	4,278	4,140	4,278	4,140	4,278	12,558	12,558	12,696	12,696	50,508
	La Digue	2,511	2,349	2,511	2,430	2,511	2,430	2,511	2,511	2,430	2,511	2,430	2,511	7,371	7,371	7,452	7,452	29,646
	Other Islands	3,286	3,074	3,286	3,180	3,286	2,868	2,758	3,286	3,180	3,286	3,180	3,286	9,646	9,334	9,224	9,752	37,956
Self Catering	Mahe	6,417	6,003	6,417	6,210	6,417	6,210	6,417	6,417	6,210	6,417	6,750	7,316	18,837	18,837	19,044	20,483	77,201
	Praslin	2,201	2,059	2,201	2,130	2,232	2,160	2,232	2,232	2,160	2,232	2,160	2,232	6,461	6,522	6,624	6,624	26,231
	La Digue	1,643	1,537	1,643	1,590	1,643	1,590	1,643	1,643	1,590	1,643	1,590	1,643	4,823	4,823	4,876	4,876	19,398
TOTAL		93,186	87,203	93,186	94,080	97,247	93,798	96,626	97,154	94,020	97,247	94,680	98,053	273,575	285,125	287,800	289,980	1,136,480

Source: National Bureau of Statistics from hotel returns

Table 4b: ROOMS OCCUPIED BY TYPE OF ACCOMMODATION AND ISLAND - 2012 (Numbers)

		Jan-12	Feb-12	Mar-12	Apr-12	May-12	Jun-12	Jul-12	Aug-12	Sep-12	Oct-12	Nov-12	Dec-12	Q1	Q2	Q3	Q4	TOTAL
Hotels	Mahe	21,927	21,424	23,650	25,765	28,494	25,696	28,245	30,256	25,601	27,880	23,873	24,592	67,001	79,955	84,102	76,345	307,404
	Praslin	10,509	8,251	11,146	11,592	10,561	7,319	11,040	12,561	10,663	13,328	11,695	9,541	29,906	29,472	34,263	34,564	128,205
	La Digue	2,330	2,261	2,481	2,503	2,356	2,496	2,437	2,569	2,515	2,476	2,571	2,326	7,072	7,355	7,521	7,373	29,321
	Other Islands	3,862	3,803	4,210	4,010	4,245	3,972	3,652	3,910	3,717	4,586	4,125	3,582	11,875	12,227	11,279	12,293	47,674
Guest Houses	Mahe	4,601	4,512	4,514	4,588	4,455	4,416	4,576	4,771	4,477	4,703	4,764	4,772	13,627	13,459	13,825	14,239	55,149
	Praslin	2,158	2,052	2,361	2,215	2,128	2,052	2,092	2,373	2,207	2,368	2,382	2,308	6,571	6,394	6,672	7,058	26,695
	La Digue	1,528	1,523	1,672	1,742	1,703	1,610	1,667	1,751	1,712	1,722	1,743	1,703	4,723	5,055	5,130	5,167	20,076
	Other Islands	1,856	1,706	1,762	1,788	1,664	1,411	1,471	1,868	1,635	1,979	1,954	1,789	5,324	4,862	4,975	5,723	20,883
Self Catering	Mahe	2,243	2,348	2,225	2,135	2,152	2,123	2,557	2,436	2,238	2,598	3,101	3,332	6,816	6,411	7,231	9,031	29,489
	Praslin	806	769	761	869	753	739	823	862	801	878	931	878	2,336	2,361	2,485	2,687	9,870
	La Digue	709	757	846	690	704	769	801	768	840	851	812	838	2,312	2,163	2,409	2,501	9,385
TOTAL		52,529	49,406	55,628	57,897	59,215	52,603	59,362	64,126	56,406	63,368	57,950	55,662	157,563	169,714	179,893	176,981	684,151

Source: National Bureau of Statistics from hotel returns

Table 4c: ROOMS OCCUPIED BY TYPE OF ACCOMMODATION AND ISLAND - 2012 (Percentages)

		Jan-12	Feb-12	Mar-12	Apr-12	May-12	Jun-12	Jul-12	Aug-12	Sep-12	Oct-12	Nov-12	Dec-12	Q1	Q2	Q3	Q4	Annual average
Hotels	Mahe	63	66	68	68	73	68	73	78	68	72	64	63	66	70	73	66	69
	Praslin	59	50	63	67	59	43	62	71	62	75	68	54	57	57	65	65	61
	La Digue	54	56	58	60	55	60	57	60	61	58	63	55	56	58	60	58	58
	Other Islands	56	59	61	60	61	59	53	57	56	65	61	52	59	60	55	59	58
Guest Houses	Mahe	51	53	50	53	49	51	51	53	51	52	55	53	51	51	52	53	52
	Praslin	50	51	55	54	50	50	49	55	53	55	58	54	52	51	53	56	53
	La Digue	61	65	67	72	68	66	66	70	70	69	72	68	64	69	69	69	68
	Other Islands	56	55	54	56	51	49	53	57	51	60	61	54	55	52	54	59	55
Self Catering	Mahe	35	39	35	34	34	34	40	38	36	40	46	46	36	34	38	44	38
	Praslin	37	37	35	41	34	34	37	39	37	39	43	39	36	36	38	41	38
	La Digue	43	49	51	43	43	48	49	47	53	52	51	51	48	45	49	51	48
TOTAL	56	57	60	62	61	56	61	66	60	65	61	57	58	60	63	61	60	

Source: National Bureau of Statistics from hotel returns

Table 4d: DISTRIBUTION OF ROOM OCCUPANCY BY TYPE OF ACCOMMODATION AND ISLAND - 2012 (Percentages)

		Jan-12	Feb-12	Mar-12	Apr-12	May-12	Jun-12	Jul-12	Aug-12	Sep-12	Oct-12	Nov-12	Dec-12	Q1	Q2	Q3	Q4	Annual average
Hotels	Mahe	42	43	43	45	48	49	48	47	45	44	41	44	43	47	47	43	45
	Praslin	20	17	20	20	18	14	19	20	19	21	20	17	19	17	19	20	19
	La Digue	5	5	5	4	4	4	4	4	4	4	4	4	5	4	4	4	4
	Other Islands	7	8	8	7	7	8	6	6	7	7	7	7	8	7	6	7	7
Guest Houses	Mahe	9	9	8	8	8	8	8	7	8	7	8	9	9	8	8	8	8
	Praslin	4	4	4	4	4	4	4	4	4	4	4	4	4	4	4	4	4
	La Digue	3	3	3	3	3	3	3	3	3	3	3	3	3	3	3	3	3
	Other Islands	4	3	3	3	3	3	2	3	3	3	3	3	3	3	3	3	3
Self Catering	Mahe	4	5	4	4	4	4	4	4	4	4	5	6	4	4	4	5	4
	Praslin	2	2	1	2	1	1	1	1	1	1	2	2	1	1	1	2	1
	La Digue	1	2	2	1	1	1	1	1	1	1	1	2	1	1	1	1	1
TOTAL	100	100	100	100	100	100	100	100	100	100	100	100	100	100	100	100	100	

Source: National Bureau of Statistics from hotel returns

Table 5a: ROOMS AVAILABLE BY ISLAND - 2012 (Numbers)

	Jan-12	Feb-12	Mar-12	Apr-12	May-12	Jun-12	Jul-12	Aug-12	Sep-12	Oct-12	Nov-12	Dec-12	Q1	Q2	Q3	Q4	TOTAL
Mahe	50,282	47,038	50,282	52,560	54,312	52,560	54,281	54,281	52,530	54,281	53,070	55,180	147,602	159,432	161,092	162,531	630,657
Praslin	24,242	22,707	24,242	23,460	24,273	23,490	24,273	24,273	23,490	24,273	23,550	24,273	71,191	71,223	72,036	72,096	286,546
La Digue	8,463	7,917	8,463	8,190	8,463	8,190	8,401	8,401	8,130	8,401	8,130	8,401	24,843	24,843	24,932	24,932	99,550
Other Islands	10,199	9,541	10,199	9,870	10,199	9,558	9,671	10,199	9,870	10,292	9,930	10,199	29,939	29,627	29,740	30,421	119,727
TOTAL	93,186	87,203	93,186	94,080	97,247	93,798	96,626	97,154	94,020	97,247	94,680	98,053	273,575	285,125	287,800	289,980	1,136,480

Source: National Bureau of Statistics from hotel returns

Table 5b: ROOMS OCCUPIED BY ISLAND - 2012 (Numbers)

	Jan-12	Feb-12	Mar-12	Apr-12	May-12	Jun-12	Jul-12	Aug-12	Sep-12	Oct-12	Nov-12	Dec-12	Q1	Q2	Q3	Q4	TOTAL
Mahe	28,771	28,284	30,389	32,488	35,101	32,235	35,378	37,464	32,316	35,181	31,738	32,696	87,444	99,825	105,158	99,615	392,042
Praslin	13,473	11,072	14,268	14,676	13,442	10,110	13,955	15,796	13,670	16,574	15,007	12,727	38,813	38,228	43,421	44,309	164,770
La Digue	4,567	4,541	4,999	4,935	4,763	4,875	4,905	5,088	5,067	5,049	5,126	4,867	14,107	14,573	15,060	15,042	58,782
Other Islands	5,718	5,509	5,972	5,798	5,909	5,383	5,123	5,778	5,352	6,565	6,079	5,371	17,199	17,089	16,254	18,016	68,557
TOTAL	52,529	49,406	55,628	57,897	59,215	52,603	59,362	64,126	56,406	63,368	57,950	55,662	157,563	169,714	179,893	176,981	684,151

Source: National Bureau of Statistics from hotel returns

Table 5c: ROOM OCCUPANCY BY ISLAND - 2012 (Percentages)

	Jan-12	Feb-12	Mar-12	Apr-12	May-12	Jun-12	Jul-12	Aug-12	Sep-12	Oct-12	Nov-12	Dec-12	Q1	Q2	Q3	Q4	Annual average
Mahe	57	60	60	62	65	61	65	69	62	65	60	59	59	63	65	61	62
Praslin	56	49	59	63	55	43	57	65	58	68	64	52	55	54	60	61	58
La Digue	54	57	59	60	56	60	58	61	62	60	63	58	57	59	60	60	59
Other Islands	56	58	59	59	58	56	53	57	54	64	61	53	57	58	55	59	57
TOTAL	56	57	60	62	61	56	61	66	60	65	61	57	58	60	63	61	60

Source: National Bureau of Statistics from hotel returns

Table 5d: DISTRIBUTION OF ROOM OCCUPANCY BY ISLAND - 2012 (Percentages)

	Jan-12	Feb-12	Mar-12	Apr-12	May-12	Jun-12	Jul-12	Aug-12	Sep-12	Oct-12	Nov-12	Dec-12	Q1	Q2	Q3	Q4	Annual average
Mahe	55	57	55	56	59	61	60	58	57	56	55	59	55	59	58	56	57
Praslin	26	22	26	25	23	19	24	25	24	26	26	23	25	23	24	25	24
La Digue	9	9	9	9	8	9	8	8	9	8	9	9	9	9	8	8	9
Other Islands	11	11	11	10	10	10	9	9	9	10	10	10	11	10	9	10	10
TOTAL	100	100	100	100	100	100	100	100	100	100	100	100	100	100	100	100	100

Source: National Bureau of Statistics from hotel returns

Table 6a: ROOMS AVAILABLE BY TYPE OF ACCOMMODATION - 2012 (Numbers)

	Jan-12	Feb-12	Mar-12	Apr-12	May-12	Jun-12	Jul-12	Aug-12	Sep-12	Oct-12	Nov-12	Dec-12	Q1	Q2	Q3	Q4	TOTAL
Hotels	63,829	59,740	63,829	65,670	67,859	65,670	67,766	67,766	65,580	67,859	65,700	67,766	187,398	199,199	201,112	201,325	789,034
Guest Houses	19,096	17,864	19,096	18,480	19,096	18,168	18,568	19,096	18,480	19,096	18,480	19,096	56,056	55,744	56,144	56,672	224,616
Self Catering	10,261	9,599	10,261	9,930	10,292	9,960	10,292	10,292	9,960	10,292	10,500	11,191	30,121	30,182	30,544	31,983	122,830
TOTAL	93,186	87,203	93,186	94,080	97,247	93,798	96,626	97,154	94,020	97,247	94,680	98,053	273,575	285,125	287,800	289,980	1,136,480

Source: National Bureau of Statistics from hotel returns

Table 6b: ROOMS OCCUPIED BY TYPE OF ACCOMMODATION - 2012 (Numbers)

	Jan-12	Feb-12	Mar-12	Apr-12	May-12	Jun-12	Jul-12	Aug-12	Sep-12	Oct-12	Nov-12	Dec-12	Q1	Q2	Q3	Q4	TOTAL
Hotels	38,628	35,739	41,487	43,870	45,656	39,483	45,374	49,296	42,496	48,270	42,264	40,041	115,854	129,009	137,166	130,575	512,604
Guest Houses	10,143	9,793	10,309	10,333	9,949	9,488	9,807	10,764	10,031	10,772	10,843	10,572	30,245	29,770	30,602	32,186	122,803
Self Catering	3,758	3,874	3,832	3,694	3,610	3,632	4,181	4,066	3,879	4,327	4,844	5,048	11,464	10,935	12,126	14,219	48,744
TOTAL	52,529	49,406	55,628	57,897	59,215	52,603	59,362	64,126	56,406	63,368	57,950	55,662	157,563	169,714	179,893	176,981	684,151

Source: National Bureau of Statistics from hotel returns

Table 6c: ROOM OCCUPANCY BY TYPE OF ACCOMMODATION - 2012 (Percentages)

	Jan-12	Feb-12	Mar-12	Apr-12	May-12	Jun-12	Jul-12	Aug-12	Sep-12	Oct-12	Nov-12	Dec-12	Q1	Q2	Q3	Q4	Annual average
Hotels	61	60	65	67	67	60	67	73	65	71	64	59	62	65	68	65	65
Guest Houses	53	55	54	56	52	52	53	56	54	56	59	55	54	53	55	57	55
Self Catering	37	40	37	37	35	36	41	40	39	42	46	45	38	36	40	44	40
TOTAL	56	57	60	62	61	56	61	66	60	65	61	57	58	60	63	61	60

Source: National Bureau of Statistics from hotel returns

Table 6d: DISTRIBUTION OF ROOM OCCUPANCY BY TYPE OF ACCOMMODATION - 2012 (Percentages)

	Jan-12	Feb-12	Mar-12	Apr-12	May-12	Jun-12	Jul-12	Aug-12	Sep-12	Oct-12	Nov-12	Dec-12	Q1	Q2	Q3	Q4	Annual average
Hotels	74	72	75	76	77	75	76	77	75	76	73	72	74	76	76	74	75
Guest Houses	19	20	19	18	17	18	17	17	18	17	19	19	19	18	17	18	18
Self Catering	7	8	7	6	6	7	7	6	7	7	8	9	7	6	7	8	7
TOTAL	100	100	100	100	100	100	100	100	100	100	100	100	100	100	100	100	100

Source: National Bureau of Statistics from hotel returns