



# National Bureau of Statistics

## STATISTICAL

# BULLETIN

Hotel Statistics No.1 of 2012

JUNE 2012

### HOTEL STATISTICS JANUARY – MARCH 2012

#### SUMMARY

#### Tables

- 1(a) Beds Available by Type of Accommodation and Island (Numbers)
- 1(b) Beds Occupied by Type of Accommodation and Island (Numbers)
- 1(c) Beds Occupied by Type of Accommodation and Island (Percentages)
- 1(d) Distribution of Bed Occupancy by Type of Accommodation and Island (Percentages)
- 2(a)-2(d) Beds Available, Beds Occupied, Bed Occupancy and Distribution by Island
- 3(a)-3(d) Beds Available, Beds Occupied, Bed Occupancy and Distribution by Type of Accommodation
- 4(a) Rooms Available by Type of Accommodation and Island (Numbers)
- 4(b) Rooms Occupied by Type of Accommodation and Island (Numbers)
- 4(c) Rooms Occupied by Type of Accommodation and Island (Percentages)
- 4(d) Distribution of Room Occupancy by Type of Accommodation and Island (Percentages)
- 5(a)-5(d) Rooms Available, Rooms Occupied, Room Occupancy and Distribution by Island
- 6(a)-6(d) Rooms Available, Rooms Occupied, Room Occupancy and Distribution by Type of Accommodation

**ANNEX: Hotel Statistics 2011 (Bed & Room Availability and Occupancy Tables)**

---

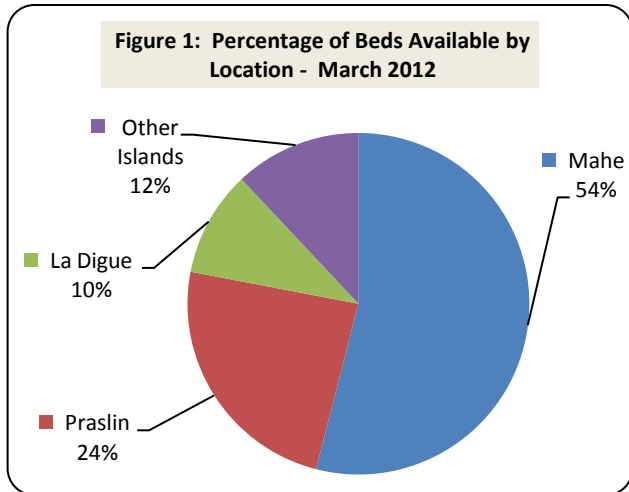
## National Bureau of Statistics

CARAVELLE HOUSE - MANGLIER STREET, P.O. BOX 206 - VICTORIA - MAHE - SEYCHELLES, Tel: +248 611650 - Fax: +248 225634/225339  
E-mail: ceo@nbs.gov.sc, stats@nbs.gov.sc - Website: www.nbs.gov.sc


**"Your stepping-stone for informed decisions"**

**SUMMARY**  
**MARCH 2012**

1. In March 2012, there were **202,678** beds available. Of these, **54%** were on Mahe, **24%** on Praslin, **10%** on La Digue and **12%** on other islands. *(Table 2a & Figure 1).*



2. A distribution of the number of available beds by type of accommodation shows that, **71%** were in hotels, **17%** in guest houses and **12%** in self catering establishments. *(Table 3a & Figure 2).*



3. On average, there were **350** more beds available in March 2012 than in the same month of 2011.

4. In March 2012, licensed accommodation establishments sold **122,108** bed nights and **61,365** room nights. This represents an occupancy rate of **60%** for both beds and rooms compared to **62%** for beds and **65%** for rooms in March 2011.

5. This occupancy figure was **3%** higher for both beds and rooms compared to the same month in 2011.

6. Of the **122,108** bed nights sold in March 2012, visitors occupied **119,947**. This indicates that **(64%)** of visitor nights *(calculated as the number of visitor arrivals multiplied by the average length of stay)* were spent in licensed accommodation establishments.

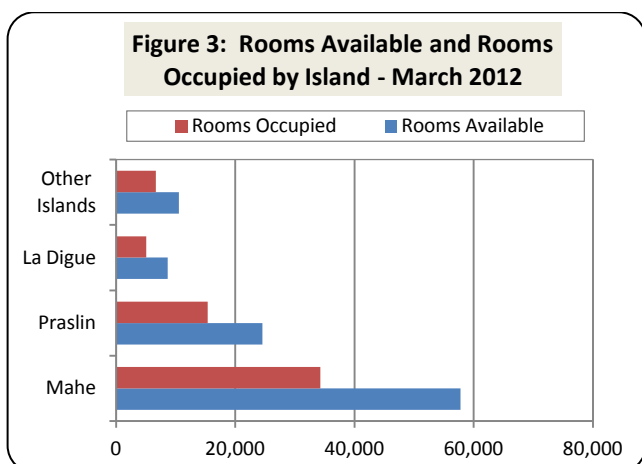
7. The highest bed occupancy rate in March 2012 was for hotels on Praslin (**69%**). Hotels on Other Islands recorded (**68%**), on Mahe (**60%**) and La Digue (**51%**) occupancy. The highest bed occupancy for guesthouses was on Mahe (**56%**) and the lowest was on other islands (**48%**). For self-catering the highest bed occupancy was on La Digue (**69%**) and the lowest was on Praslin (**51%**). *(Table 1c).*

8. An analysis of the distribution of bed occupancy by island shows that of the total number of beds occupied in March 2012, **53%** were on Mahe, **26%** on Praslin, **9%** on La Digue and **12%** on other islands. *(Table 2d).*

9. An analysis of the bed occupancy by type of accommodation shows that, of the total beds occupied in March 2012, **74%** were in hotels, **15%** in guesthouses and **11%** in self catering establishments. *(Table 3d).*

## ROOM OCCUPANCY - MARCH 2012

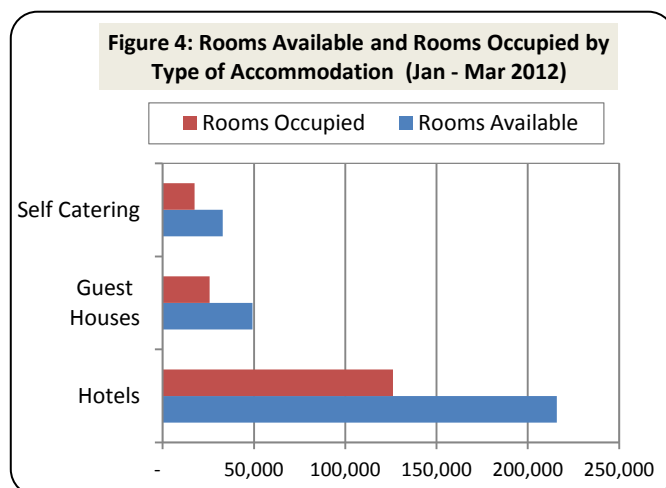
10. Tables 4a to 6d provide the number of rooms available and occupancy rates by island and type of accommodation. In March 2012, average room occupancy stood at **60%** compared to **65%** in March 2011.
11. Of the total number of rooms sold by **type of accommodation** in March 2012, hotels recorded **(63%)** occupancy, with guesthouses **(54%)** and self catering establishments at **(53%)**. (Table 6c).
12. Hotels on Other Islands had the highest room occupancy in March 2012, **(68%)**. In the category of guesthouses, Praslin and La Digue had **(56%)** occupancy and for self catering establishments, La Digue had the highest room occupancy **(67%)**. (Table 4c).
13. An analysis of room occupancy by **island** shows that in March 2012, both Other Islands and Praslin had the highest room occupancy **(63%)** followed by Mahe **(59%)**. (Table 5c).



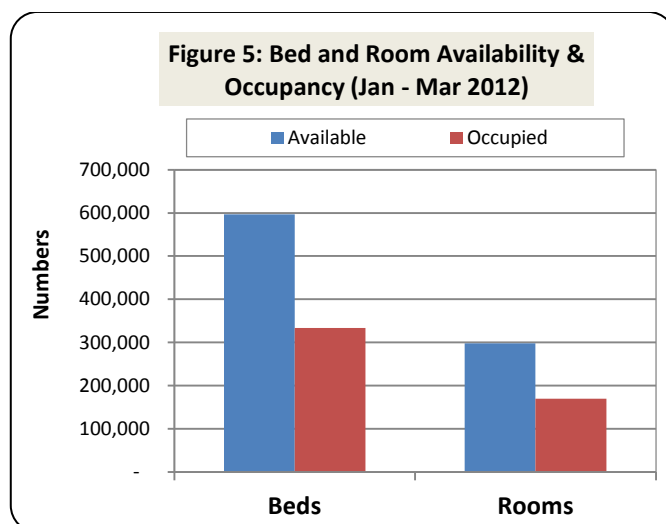
14. An analysis of the distribution of rooms sold in March 2012, shows that **76%** were in hotels, **15%** in guest houses and **10%** in self catering establishments. (Table 6d).

## JANUARY – MARCH

15. A total of **333,673** bed nights and **169,441** room nights were sold during the period January to March 2012 compared to **326,234** bed nights and **163,732** room nights during the same period in 2011. For the three months of 2012, visitors occupied **319,417** of bed nights sold. This indicates that **65%** of visitor nights were spent in licensed accommodation establishments.



16. The percentage occupancy rates to date have been **56%** for beds and **57%** for rooms, compared to **58%** for beds and **61%** for rooms for the same period of 2011.









**Table 3a: BEDS AVAILABLE BY TYPE OF ACCOMMODATION - 2012 (Numbers)**

	Jan-12	Feb-12	Mar-12	Apr-12	May-12	Jun-12	Jul-12	Aug-12	Sep-12	Oct-12	Nov-12	Dec-12	TOTAL
Hotels	144,336	135,314	144,336										423,986
Guest Houses	35,371	32,741	34,534										102,646
Self Catering	23,777	22,330	23,808										69,915
<b>TOTAL</b>	<b>203,484</b>	<b>190,385</b>	<b>202,678</b>										<b>596,547</b>

**Table 3b: BEDS OCCUPIED BY TYPE OF ACCOMMODATION - 2012 (Numbers)**

	Jan-12	Feb-12	Mar-12	Apr-12	May-12	Jun-12	Jul-12	Aug-12	Sep-12	Oct-12	Nov-12	Dec-12	TOTAL
Hotel	74,334	79,818	90,727										244,879
Guest House	16,973	16,014	18,430										51,417
Self Catering	11,926	12,500	12,951										37,377
<b>TOTAL</b>	<b>103,233</b>	<b>108,332</b>	<b>122,108</b>										<b>333,673</b>

Source: National Bureau of Statistics from hotel returns

**Table 3c: BED OCCUPANCY BY TYPE OF ACCOMMODATION - 2012 (Percentages)**

	Jan-12	Feb-12	Mar-12	Apr-12	May-12	Jun-12	Jul-12	Aug-12	Sep-12	Oct-12	Nov-12	Dec-12	TOTAL
Hotel	52	59	63										58
Guest House	48	49	53										50
Self Catering	50	56	54										53
<b>TOTAL</b>	<b>51</b>	<b>57</b>	<b>60</b>										<b>56</b>

**Table 3d: DISTRIBUTION OF BED OCCUPANCY BY TYPE OF ACCOMMODATION - 2012 (Percentages)**

	Jan-12	Feb-12	Mar-12	Apr-12	May-12	Jun-12	Jul-12	Aug-12	Sep-12	Oct-12	Nov-12	Dec-12	TOTAL
Hotels	72	74	74										73
Guest Houses	16	15	15										15
Self Catering	12	12	11										11
<b>TOTAL</b>	<b>100</b>	<b>100</b>	<b>100</b>										<b>100</b>

All Tables - Source: National Bureau of Statistics from hotel returns









**Table 6a: ROOMS AVAILABLE BY TYPE OF ACCOMMODATION (Numbers)**

	Jan-12	Feb-12	Mar-12	Apr-12	May-12	Jun-12	Jul-12	Aug-12	Sep-12	Oct-12	Nov-12	Dec-12	TOTAL
Hotels	73,563	68,788	73,501										215,852
Guest Houses	16,802	15,689	16,771										49,262
Self Catering	11,222	10,498	11,222										32,942
<b>TOTAL</b>	<b>101,587</b>	<b>94,975</b>	<b>101,494</b>										<b>298,056</b>

**Table 6b: ROOMS OCCUPIED BY TYPE OF ACCOMMODATION (Numbers)**

	Jan-12	Feb-12	Mar-12	Apr-12	May-12	Jun-12	Jul-12	Aug-12	Sep-12	Oct-12	Nov-12	Dec-12	TOTAL
Hotels	39,258	40,612	46,349										126,219
Guest Houses	8,561	8,216	9,016										25,793
Self Catering	5,620	5,809	6,000										17,429
<b>TOTAL</b>	<b>53,439</b>	<b>54,637</b>	<b>61,365</b>										<b>169,441</b>

**Table 6c: ROOM OCCUPANCY BY TYPE OF ACCOMMODATION (Percentages)**

	Jan-12	Feb-12	Mar-12	Apr-12	May-12	Jun-12	Jul-12	Aug-12	Sep-12	Oct-12	Nov-12	Dec-12	TOTAL
Hotels	53	59	63										58
Guest Houses	51	52	54										52
Self Catering	50	55	53										53
<b>TOTAL</b>	<b>53</b>	<b>58</b>	<b>60</b>										<b>57</b>

**Table 6d: DISTRIBUTION OF ROOM OCCUPANCY BY TYPE OF ACCOMMODATION (Percentages)**

	Jan-12	Feb-12	Mar-12	Apr-12	May-12	Jun-12	Jul-12	Aug-12	Sep-12	Oct-12	Nov-12	Dec-12	TOTAL
Hotels	73	74	76										74
Guest Houses	16	15	15										15
Self Catering	11	11	10										10
<b>TOTAL</b>	<b>100</b>	<b>100</b>	<b>100</b>										<b>100</b>

All Tables - Source: National Bureau of Statistics from hotel returns

## ANNEX: Hotel Statistics 2011 (Bed Availability and Occupancy Tables)

**Table 1a: BEDS AVAILABLE BY TYPE OF ACCOMMODATION AND ISLAND - 2011 (Numbers)**

		Jan-11	Feb-11	Mar-11	Apr-11	May-11	Jun-11	Jul-11	Aug-11	Sep-11	Oct-11	Nov-11	Dec-11	TOTAL
<b>Hotels</b>	Mahe	71,858	64,792	71,734	70,110	64,387	62,310	64,387	64,387	62,310	64,387	62,310	64,387	<b>787,359</b>
	Praslin	35,588	32,144	35,588	34,710	35,588	34,440	35,929	35,588	34,440	36,208	34,710	35,991	<b>420,924</b>
	La Digue	8,866	8,540	8,742	8,850	8,866	8,580	8,742	8,990	8,700	8,835	8,400	8,680	<b>104,791</b>
	Other Islands	17,329	15,652	17,329	16,770	17,329	16,770	17,329	17,329	16,770	17,329	16,770	17,329	<b>204,035</b>
<b>Guest Houses</b>	Mahe	13,702	12,320	13,330	12,900	13,330	12,900	13,020	13,082	12,720	13,299	13,140	13,206	<b>156,949</b>
	Praslin	8,897	8,036	8,773	8,490	8,773	8,460	8,742	8,742	8,460	8,742	8,460	8,742	<b>103,317</b>
	La Digue	6,975	6,356	7,037	6,810	7,037	6,810	7,161	7,037	6,810	7,099	6,870	7,595	<b>83,597</b>
	Other Islands	5,456	4,928	5,456	5,280	5,456	5,280	5,146	5,115	4,980	5,239	5,070	5,797	<b>63,203</b>
<b>Self Catering</b>	Mahe	15,004	13,636	15,097	14,610	14,911	14,610	15,097	15,097	14,610	14,973	14,430	14,911	<b>176,986</b>
	Praslin	5,456	5,124	5,673	5,490	5,735	5,430	5,611	5,735	5,550	5,611	5,430	5,487	<b>66,332</b>
	La Digue	3,162	2,856	3,100	3,060	3,162	3,060	3,162	3,162	3,060	3,162	3,060	3,162	<b>37,168</b>
<b>TOTAL</b>	<b>192,293</b>	<b>174,384</b>	<b>191,859</b>	<b>187,080</b>	<b>184,574</b>	<b>178,650</b>	<b>184,326</b>	<b>184,264</b>	<b>178,410</b>	<b>184,884</b>	<b>178,650</b>	<b>185,287</b>	<b>2,204,661</b>	

**Table 1b: BEDS OCCUPIED BY TYPE OF ACCOMMODATION AND ISLAND - 2011 (Numbers)**

		Jan-11	Feb-11	Mar-11	Apr-11	May-11	Jun-11	Jul-11	Aug-11	Sep-11	Oct-11	Nov-11	Dec-11	TOTAL
<b>Hotels</b>	Mahe	40,230	41,143	47,638	46,234	41,016	42,523	44,845	45,754	40,010	43,020	40,299	36,425	<b>509,137</b>
	Praslin	17,894	18,757	22,432	25,176	22,554	20,741	23,305	28,360	23,903	24,342	21,888	18,195	<b>267,547</b>
	La Digue	4,766	4,545	4,995	5,057	5,367	5,386	4,149	6,963	5,544	5,491	5,230	5,230	<b>62,723</b>
	Other Islands	9,816	10,788	11,989	12,745	12,116	11,464	11,506	11,874	11,585	11,865	11,635	11,465	<b>138,848</b>
<b>Guest Houses</b>	Mahe	7,015	7,180	7,735	7,374	7,277	7,312	7,452	7,672	7,292	7,607	7,626	7,588	<b>89,130</b>
	Praslin	4,316	4,166	4,732	4,397	4,497	4,011	4,501	4,792	4,386	4,677	4,967	4,695	<b>54,137</b>
	La Digue	3,364	3,195	3,622	3,336	3,564	3,462	3,680	3,826	3,562	3,691	3,601	3,505	<b>42,408</b>
	Other Islands	2,842	2,514	2,825	3,066	2,747	1,785	1,471	1,727	1,364	1,618	2,036	2,148	<b>26,143</b>
<b>Self Catering</b>	Mahe	7,915	7,803	7,802	8,124	6,660	6,847	7,409	9,318	8,106	7,403	7,451	7,011	<b>91,849</b>
	Praslin	2,950	2,419	2,912	2,607	3,004	2,033	2,085	2,890	2,784	2,568	2,608	2,406	<b>31,266</b>
	La Digue	1,951	1,857	2,126	2,132	1,947	1,859	2,042	2,248	2,198	2,232	2,180	2,183	<b>24,955</b>
<b>TOTAL</b>	<b>103,059</b>	<b>104,367</b>	<b>118,808</b>	<b>120,248</b>	<b>110,749</b>	<b>107,423</b>	<b>112,445</b>	<b>125,424</b>	<b>110,734</b>	<b>114,514</b>	<b>109,521</b>	<b>100,851</b>	<b>1,338,143</b>	





**Table 3a: BEDS AVAILABLE BY TYPE OF ACCOMMODATION - 2011 (Numbers)**

	Jan-11	Feb-11	Mar-11	Apr-11	May-11	Jun-11	Jul-11	Aug-11	Sep-11	Oct-11	Nov-11	Dec-11	TOTAL
Hotels	133,641	121,128	133,393	130,440	126,170	122,100	126,387	126,294	122,220	126,759	122,190	126,387	1,517,109
Guest Houses	35,030	31,640	34,596	33,480	34,596	33,450	34,069	33,976	32,970	34,379	33,540	35,340	407,066
Self Catering	23,622	21,616	23,870	23,160	23,808	23,100	23,870	23,994	23,220	23,746	22,920	23,560	280,486
<b>TOTAL</b>	<b>192,293</b>	<b>174,384</b>	<b>191,859</b>	<b>187,080</b>	<b>184,574</b>	<b>178,650</b>	<b>184,326</b>	<b>184,264</b>	<b>178,410</b>	<b>184,884</b>	<b>178,650</b>	<b>185,287</b>	<b>2,204,661</b>

**Table 3b: BEDS OCCUPIED BY TYPE OF ACCOMMODATION - 2011 (Numbers)**

	Jan-11	Feb-11	Mar-11	Apr-11	May-11	Jun-11	Jul-11	Aug-11	Sep-11	Oct-11	Nov-11	Dec-11	TOTAL
Hotel	72,706	75,233	87,054	89,212	81,053	80,114	83,805	92,951	81,042	84,718	79,052	71,315	978,255
Guest House	17,537	17,055	18,914	18,173	18,085	16,570	17,104	18,017	16,604	17,593	18,230	17,936	211,818
Self Catering	12,816	12,079	12,840	12,863	11,611	10,739	11,536	14,456	13,088	12,203	12,239	11,600	148,070
<b>TOTAL</b>	<b>103,059</b>	<b>104,367</b>	<b>118,808</b>	<b>120,248</b>	<b>110,749</b>	<b>107,423</b>	<b>112,445</b>	<b>125,424</b>	<b>110,734</b>	<b>114,514</b>	<b>109,521</b>	<b>100,851</b>	<b>1,338,143</b>

Source: National Bureau of Statistics from hotel returns

**Table 3c: BED OCCUPANCY BY TYPE OF ACCOMMODATION - 2011 (Percentages)**

	Jan-11	Feb-11	Mar-11	Apr-11	May-11	Jun-11	Jul-11	Aug-11	Sep-11	Oct-11	Nov-11	Dec-11	TOTAL
Hotel	54	62	65	68	64	66	66	74	66	67	65	56	64
Guest House	50	54	55	54	52	50	50	53	50	51	54	51	52
Self Catering	54	56	54	56	49	46	48	60	56	51	53	49	53
<b>TOTAL</b>	<b>54</b>	<b>60</b>	<b>62</b>	<b>64</b>	<b>60</b>	<b>60</b>	<b>61</b>	<b>68</b>	<b>62</b>	<b>62</b>	<b>61</b>	<b>54</b>	<b>61</b>

**Table 3d: DISTRIBUTION OF BED OCCUPANCY BY TYPE OF ACCOMMODATION - 2011 (Percentages)**

	Jan-11	Feb-11	Mar-11	Apr-11	May-11	Jun-11	Jul-11	Aug-11	Sep-11	Oct-11	Nov-11	Dec-11	TOTAL
Hotels	71	72	73	74	73	75	75	74	73	74	72	71	73
Guest Houses	17	16	16	15	16	15	15	14	15	15	17	18	16
Self Catering	12	12	11	11	10	10	10	12	12	11	11	12	11
<b>TOTAL</b>	<b>100</b>	<b>100</b>	<b>100</b>	<b>100</b>	<b>100</b>	<b>100</b>	<b>100</b>	<b>100</b>	<b>100</b>	<b>100</b>	<b>100</b>	<b>100</b>	<b>100</b>

All Tables - Source: National Bureau of Statistics from hotel returns

**Table 4a: ROOMS AVAILABLE BY TYPE OF ACCOMMODATION AND ISLAND (Numbers)**

		Jan-11	Feb-11	Mar-11	Apr-11	May-11	Jun-11	Jul-11	Aug-11	Sep-11	Oct-11	Nov-11	Dec-11	TOTAL
<b>Hotels</b>	Mahe	34,255	30,884	34,193	33,330	30,411	29,430	30,411	30,411	29,430	30,411	29,430	30,411	<b>373,007</b>
	Praslin	17,329	15,652	17,329	16,770	17,329	16,770	17,329	17,329	16,770	17,329	16,770	17,329	<b>204,035</b>
	La Digue	4,371	3,948	4,371	4,230	4,371	4,230	4,371	4,371	4,230	4,371	4,230	4,371	<b>51,465</b>
	Other Islands	7,843	7,084	7,843	7,590	7,843	7,590	7,843	7,843	7,590	7,843	7,590	7,843	<b>92,345</b>
<b>Guest Houses</b>	Mahe	7,130	6,440	7,130	6,900	7,130	6,900	7,130	7,130	6,900	7,130	6,900	7,130	<b>83,950</b>
	Praslin	4,371	3,948	4,371	4,230	4,371	4,200	4,340	4,340	4,200	4,340	4,200	4,340	<b>51,251</b>
	La Digue	3,007	2,688	2,976	2,880	2,976	2,880	2,976	2,976	2,880	2,976	2,880	2,976	<b>35,071</b>
	Other Islands	2,325	2,100	2,325	2,250	2,325	2,250	2,325	2,325	2,250	2,325	2,250	2,325	<b>27,375</b>
<b>Self Catering</b>	Mahe	7,316	6,608	7,130	6,900	7,068	6,930	7,161	7,161	6,930	7,037	6,810	7,037	<b>84,088</b>
	Praslin	2,790	2,520	2,790	2,700	2,821	2,670	2,759	2,821	2,730	2,821	2,730	2,759	<b>32,911</b>
	La Digue	1,333	1,204	1,302	1,290	1,333	1,290	1,333	1,333	1,290	1,333	1,290	1,333	<b>15,664</b>
<b>TOTAL</b>	<b>92,070</b>	<b>83,076</b>	<b>91,760</b>	<b>89,070</b>	<b>87,978</b>	<b>85,140</b>	<b>87,978</b>	<b>88,040</b>	<b>85,200</b>	<b>87,916</b>	<b>85,080</b>	<b>87,854</b>	<b>1,051,162</b>	

**Table 4b: ROOMS OCCUPIED BY TYPE OF ACCOMMODATION AND ISLAND (Numbers)**

		Jan-11	Feb-11	Mar-11	Apr-11	May-11	Jun-11	Jul-11	Aug-11	Sep-11	Oct-11	Nov-11	Dec-11	TOTAL
<b>Hotels</b>	Mahe	22,581	22,547	25,946	23,975	21,899	22,588	22,854	20,892	21,796	23,140	22,136	19,924	<b>270,278</b>
	Praslin	9,135	6,973	10,821	11,808	10,856	10,139	11,085	11,450	11,159	11,722	11,349	9,535	<b>126,032</b>
	La Digue	2,296	2,167	2,357	2,503	2,753	2,560	2,188	3,308	2,511	2,905	2,812	2,812	<b>31,172</b>
	Other Islands	4,172	4,865	5,390	5,659	5,700	5,341	5,198	5,428	5,343	5,749	5,702	5,549	<b>64,096</b>
<b>Guest Houses</b>	Mahe	3,571	3,712	3,838	3,776	3,959	3,713	3,795	4,003	3,734	4,203	4,203	4,244	<b>46,751</b>
	Praslin	2,221	2,122	2,405	2,259	2,203	2,054	2,330	2,475	2,294	2,552	2,705	2,387	<b>28,007</b>
	La Digue	1,612	1,574	1,667	1,428	1,708	1,586	1,697	1,771	1,674	1,745	1,701	1,626	<b>19,789</b>
	Other Islands	1,347	1,272	1,373	1,372	1,263	812	711	1,044	922	1,262	1,323	1,158	<b>13,859</b>
<b>Self Catering</b>	Mahe	3,756	3,756	3,871	3,670	3,347	3,276	3,745	4,429	4,007	3,741	3,770	3,409	<b>44,777</b>
	Praslin	1,430	1,258	1,257	1,249	1,531	1,106	1,338	1,637	1,355	1,657	1,686	1,493	<b>16,997</b>
	La Digue	787	755	898	981	926	758	869	981	956	991	965	964	<b>10,831</b>
<b>TOTAL</b>	<b>52,908</b>	<b>51,001</b>	<b>59,823</b>	<b>58,680</b>	<b>56,145</b>	<b>53,933</b>	<b>55,810</b>	<b>57,418</b>	<b>55,751</b>	<b>59,667</b>	<b>58,352</b>	<b>53,101</b>	<b>672,589</b>	







**Table 6a: ROOMS AVAILABLE BY TYPE OF ACCOMMODATION (Numbers)**

	Jan-11	Feb-11	Mar-11	Apr-11	May-11	Jun-11	Jul-11	Aug-11	Sep-11	Oct-11	Nov-11	Dec-11	TOTAL
Hotels	63,798	57,568	63,736	61,920	59,954	58,020	59,954	59,954	58,020	59,954	58,020	59,954	<b>720,852</b>
Guest Houses	16,833	15,176	16,802	16,260	16,802	16,230	16,771	16,771	16,230	16,771	16,230	16,771	<b>197,647</b>
Self Catering	11,439	10,332	11,222	10,890	11,222	10,890	11,253	11,315	10,950	11,191	10,830	11,129	<b>132,663</b>
<b>TOTAL</b>	<b>92,070</b>	<b>83,076</b>	<b>91,760</b>	<b>89,070</b>	<b>87,978</b>	<b>85,140</b>	<b>87,978</b>	<b>88,040</b>	<b>85,200</b>	<b>87,916</b>	<b>85,080</b>	<b>87,854</b>	<b>1,051,162</b>

**Table 6b: ROOMS OCCUPIED BY TYPE OF ACCOMMODATION (Numbers)**

	Jan-11	Feb-11	Mar-11	Apr-11	May-11	Jun-11	Jul-11	Aug-11	Sep-11	Oct-11	Nov-11	Dec-11	TOTAL
Hotels	38,184	36,552	44,514	43,945	41,208	40,628	41,325	41,078	40,809	43,516	41,999	37,820	<b>491,578</b>
Guest Houses	8,751	8,680	9,283	8,835	9,133	8,165	8,533	9,293	8,624	9,762	9,932	9,415	<b>108,406</b>
Self Catering	5,973	5,769	6,026	5,900	5,804	5,140	5,952	7,047	6,318	6,389	6,421	5,866	<b>72,605</b>
<b>TOTAL</b>	<b>52,908</b>	<b>51,001</b>	<b>59,823</b>	<b>58,680</b>	<b>56,145</b>	<b>53,933</b>	<b>55,810</b>	<b>57,418</b>	<b>55,751</b>	<b>59,667</b>	<b>58,352</b>	<b>53,101</b>	<b>672,589</b>

**Table 6c: ROOM OCCUPANCY BY TYPE OF ACCOMMODATION (Percentages)**

	Jan-11	Feb-11	Mar-11	Apr-11	May-11	Jun-11	Jul-11	Aug-11	Sep-11	Oct-11	Nov-11	Dec-11	TOTAL
Hotels	60	63	70	71	69	70	69	69	70	73	72	63	<b>68</b>
Guest Houses	52	57	55	54	54	50	51	55	53	58	61	56	<b>55</b>
Self Catering	52	56	54	54	52	47	53	62	58	57	59	53	<b>55</b>
<b>TOTAL</b>	<b>57</b>	<b>61</b>	<b>65</b>	<b>66</b>	<b>64</b>	<b>63</b>	<b>63</b>	<b>65</b>	<b>65</b>	<b>68</b>	<b>69</b>	<b>60</b>	<b>64</b>

**Table 6d: DISTRIBUTION OF ROOM OCCUPANCY BY TYPE OF ACCOMMODATION (Percentages)**

	Jan-11	Feb-11	Mar-11	Apr-11	May-11	Jun-11	Jul-11	Aug-11	Sep-11	Oct-11	Nov-11	Dec-11	TOTAL
Hotels	72	72	74	75	73	75	74	72	73	73	72	71	<b>73</b>
Guest Houses	17	17	16	15	16	15	15	16	15	16	17	18	<b>16</b>
Self Catering	11	11	10	10	10	10	11	12	11	11	11	11	<b>11</b>
<b>TOTAL</b>	<b>100</b>	<b>100</b>	<b>100</b>	<b>100</b>	<b>100</b>	<b>100</b>	<b>100</b>	<b>100</b>	<b>100</b>	<b>100</b>	<b>100</b>	<b>100</b>	<b>100</b>

All Tables - Source: National Bureau of Statistics from hotel returns